


# SEATTLE SEAHAWKS



**1992**  
**Media Guide**

# WHAT QUENCHES THE ULTIMATE THIRST?



**GATORADE. FOR THAT DEEP DOWN BODY THIRST.**

© 1992 S-VC

## 1992 SEATTLE SEAHAWKS SCHEDULE

(Seattle Time Listed)

### PRESEASON

Thu.	Aug. 6	Los Angeles Rams	6:00 p.m.
Sat.	Aug. 15	at Indianapolis Colts	5:30 p.m.
Sat.	Aug. 22	Phoenix Cardinals	7:00 p.m.
Fri.	Aug. 28	at San Francisco 49ers	5:00 p.m.

### REGULAR SEASON

Sun.	Sept. 6	Cincinnati Bengals	1:00 p.m.
Sun.	Sept. 13	at Kansas City Chiefs	10:00 a.m.
Sun.	Sept. 20	at New England Patriots	10:00 a.m.
Sun.	Sept. 27	Miami Dolphins	1:00 p.m.
Sun.	Oct. 4	at San Diego Chargers	1:00 p.m.
Sun.	Oct. 11	at Dallas Cowboys	10:00 a.m.
Sun.	Oct. 18	Los Angeles Raiders	1:00 p.m.
Sun.	Oct. 25	at New York Giants	10:00 a.m.
Sun.	Nov. 1	BYE	
Sun.	Nov. 8	Washington Redskins	1:00 p.m.
Sun.	Nov. 15	at Los Angeles Raiders	1:00 p.m.
Sun.	Nov. 22	Kansas City Chiefs	5:00 p.m. (ESPN)
Mon.	Nov. 30	Denver Broncos	6:00 p.m. (ABC)
Sun.	Dec. 6	at Pittsburgh Steelers	10:00 a.m.
Sun.	Dec. 13	Philadelphia Eagles	1:00 p.m.
Sun.	Dec. 20	at Denver Broncos	1:00 p.m.
Sun.	Dec. 27	San Diego Chargers	1:00 p.m.

# INDEX

Attendance Summary, 1991 .....	67
Behring Ken .....	3
Biographies, Assistant Coaches .....	10
Biographies, Draft Choices .....	82
Biographies, Free Agents .....	86
Biographies, Veteran Players .....	19
Chronology .....	143
Cutdown Dates, 1992 .....	26
Depth Chart, 1992 .....	Pull Out
Draft Summaries, All-Time .....	157
Flores, Tom .....	4
Game-By-Game, 1991 Individual .....	132
Game-By-Game, 1991 Team .....	136
Game Summaries, 1991 .....	110
Highlight Video .....	46
Honors, All-Time .....	156
Honors, 1991 .....	109
How Built .....	131
Kingdome .....	155
Kingdome Press Parking .....	9
Largent Award .....	70
Leaders, Career .....	201
Leaders, Year-By-Year .....	203
Opponents, 1992 .....	94
Overtime Games .....	216
Pronunciation Guide .....	84
Radio Network .....	81
Records, Attendance .....	221
Records, Defensive .....	182
Records, Head Coaches .....	214
Records, Individual .....	163
Records, Postseason .....	186
Records, Team .....	174
Results, All-Time .....	213
Retired Jersey .....	119
Ring of Honor .....	72
Road Hotels .....	92
Roster, All-Time .....	149
Roster, 1991 First-Year and Rookie .....	Pull Out
Roster, 1992 Numerical .....	Pull Out
Roster, 1992 Veteran .....	Pull Out
Schedule, 1991 NFL .....	222
Scouting Staff .....	6
Seahawks Headquarters .....	18
Series Breakdowns .....	210
Standings, 1991 NFL Regular Season .....	130
Statistics, 1991 Seahawks .....	106
Top Individual Performances .....	206
Trades, All-Time .....	159
Training Camp .....	Pull Out

## MEDIA INFORMATION

We hope this facts book will be of some assistance during the Seattle Seahawks 1992 season. Public Relations is a high priority with the Seahawks and if our Public Relations office staff of Gary Wright, Dave Neubert, Sandy Gregory, Charlotte Kores and Corky Trewin can help you throughout the year, please feel free to call upon us. Media credential requests should be made in writing to Gary Wright, 11220 N.E. 53rd Street, Kirkland, WA, 98033.

- Gary Wright, Vice President, Administration and Public Relations, home phone (206) 868-7089.
- Dave Neubert, Publicity Director, home phone (206) 485-6340.

The Facts Book is published by the Seattle Seahawks, 11220 N.E. 53rd Street, Kirkland, WA 98033. © Copyright 1992 by the Seattle Seahawks. All rights reserved.

# SEAHAWKS DIRECTORY

Offices ..... 11220 N.E. 53rd St., Kirkland, WA 98033  
 Telephone ..... (206) 827-9777  
 Ticket Office ..... (206) 827-9766  
 Home Stadium ..... Kingdome (66,000)  
 Colors ..... Blue, Green, Silver  
 Conference ..... American Football Conference  
 (Western Division)

## ADMINISTRATION

Owner ..... Ken Behring  
 President/Head Coach ..... Tom Flores  
 Executive Vice President ..... Mickey Loomis  
 Vice President/Football Operations ..... Chuck Allen  
 Data Processing Director ..... Tom Monroe  
 Assistant Data Processing Director ..... Sterling Monroe  
 Bookkeeper ..... Cindy Kelley  
 Accounting Assistant ..... Julie Boe  
 Staff Accountant ..... Karen Beckman  
 Administrative Assistant to Ken Behring ..... Sharon Nelson  
 Secretary to President/Head Coach ..... Gayle Larse  
 Receptionist ..... Ingrid Hatfield  
 Staff ..... Howard Baus, Arnie Matsumoto, Tag Ribary

## PUBLIC RELATIONS

Vice President/Administration  
 and Public Relations ..... Gary Wright  
 Publicity Director ..... Dave Neubert  
 Community Services Director ..... Sandy Gregory  
 Sales and Marketing Director ..... Reggie McKenzie  
 Administrative Assistant ..... Charlotte Kores  
 Drug Awareness Coordinator ..... Sarita Marion  
 Staff Photographer ..... Corky Trewin

## SCOUTING

Player Personnel Director ..... Mike Allman  
 Assistant Player Personnel Director ..... Rick Thompson  
 Pro Personnel Director ..... Randy Mueller  
 Eastern Supervisor ..... Rick Reiprish  
 Western Supervisor ..... Phil Neri  
 Area Scouts ..... Derrick Jensen, Warren Harper,  
 Doug Kretz, Dave Nusz  
 Staff ..... Linda Ebi, Julie Neri

## TICKETS

Ticket Director ..... James Nagaoka  
 Administrative Assistant ..... Lauri Perry

## FOOTBALL

Head Trainer ..... Jim Whitesel  
 Assistant Trainer ..... John Kasik  
 Equipment Manager ..... Walt Loeffler  
 Assistant Equipment Manager ..... Terry Sinclair  
 Video Director ..... Thom Fermstad  
 Video Projects Director ..... Mike Wacker  
 Video Staff Assistant ..... Craig Givens  
 Coaching Secretary ..... Linda Sanford  
 Facilities ..... John Monson, Duc Dinh, Tom Andrews  
 Team Physicians ..... Dr. Kevin Auld, Dr. Pierce Scranton,  
 Dr. James Trombold, Dr. Pete Van Patten

## COACHING STAFF

President/Head Coach ..... Tom Flores  
 Assistant Head Coach/Defense ..... Tom Catlin  
 Offensive Coordinator, Quarterbacks ..... Larry Kennan  
 Defensive Coordinator, Linebackers ..... Rusty Tillman  
 Defensive Line ..... Tommy Brasher  
 Wide Receivers ..... Bob Bratkowski  
 Defensive Coach ..... Dave Brown  
 Offensive Line ..... Hudson Houck  
 Defensive Backs ..... Paul Moyer  
 Special Teams, Tight Ends ..... Russ Purnell  
 Strength and Conditioning ..... Frank Raines  
 Running Backs ..... Clarence Shelmon

# KEN BEHRING

Owner



Ken Behring is best known as the owner of the Seattle Seahawks football team, the developer of the prestigious Blackhawk community in Northern California and the benefactor of a spectacular automotive museum that bears his name.

He has provided housing to thousands of families in Florida and California. In addition to Blackhawk, he developed the entire city of Tamarac, 10 planned communities in South Florida, and Canyon Lakes in California.

Behring also founded The Behring Educational Institute in 1982, a non-profit charitable corporation that promotes the interests of the University of California at Berkeley and provides world class cultural resources to the East San Francisco Bay area.

Behring traded up from his first automobile, a \$90 Pontiac, to rare Packards, Hispano Suizas and Isotta Fraschinis, amassing one of the finest collections of classic and rare cars in the world. Recognizing that these automobiles are "an investment in mankind" and an important aspect of American culture, he built the Behring Auto Museum in affiliation with the University of California at Berkeley to preserve and exhibit the cars for generations.

This kind of foresight and determination has characterized Ken Behring's life. In 1950, he started a car dealership in a muddy lot, using an old chicken coop as an office. Two years later, he acquired a Lincoln-Mercury dealership.

In 1956, opportunity called Behring to then sleepy Fort Lauderdale, Florida. He built a house for his family that sold before it was half-finished. His company developed the entire city of Tamarac, a planned recreational retirement community, where houses initially sold for \$8,990 to \$9,000. Now they are worth close to \$150,000.

Behring foresaw Florida's rapid growth, so he launched a modular home company to meet housing demands. The company built 3,000 homes in 1971, when Behring sold the firm to pursue other interests.


On the advice of friends, Behring flew over the Blackhawk Ranch in the Mount Diablo Foothills of Northern California. He now had the resources to match his vision of the finest planned country club community. The result is Blackhawk, a 2,300-home community that offers residents two 18-hole golf courses, a tennis and swim club, and a 25-acre sports complex.

Located in one of the fastest growing regions in the country, Blackhawk also provided the ideal setting for a world-class cultural plaza. In addition to the Behring Museum, Blackhawk Plaza will feature the University of California at Berkeley satellite facility, which encompasses 27,500 square feet of state-of-the-art lecture, classroom, and exhibit space for University collections of Paleontology, Anthropology, Art and Science. A promenade of specialty retailers, restaurants, a 2-acre water park, a 7-screen movie theater and a variety of cultural events offers Plaza visitors unlimited opportunities.

Since purchasing the Seahawks on August 30, 1988, Behring has become active in the Seattle community affairs by serving as Past President of the American Academy of Achievement, as Honorary Chairman of the "Ken Behring Seahawks Dinner Auction" to benefit the Muscular Dystrophy Association, and by contributing to the PONCHO Auction and the Seattle Art Museum.

# **TOM FLORES**

## **President/Head Coach**



**SEAHAWKS:** Named the Seahawks fourth head coach on January 6, 1992, replacing Chuck Knox. Flores has served as the Seahawks President and General Manager since February 22, 1989.

**NFL EXPERIENCE:** Flores enters into his 31st year in the National Football League in 1992. He was a player for 10 seasons with the Oakland Raiders (1960-61, 63-66), Buffalo Bills (1967-68) and Kansas City Chiefs (1969-70).

He was an assistant coach with the Buffalo Bills (1971) and Oakland Raiders (1972-78), head coach of the Raiders (1979-87) and the Seahawks President/General Manager (1989-92)

**COMPETITION COMMITTEE:** Flores was appointed by Commissioner Paul Tagliabue to the NFL's Competition Committee in 1989.

**HEAD COACHING EXPERIENCE:** Flores served nine seasons, 1979-87, as the head coach of the Oakland/Los Angeles Raiders, compiling an 83-53-0 (61.0%) regular season record and winning two Super Bowl championships. His Oakland Raiders defeated the Philadelphia Eagles, 27-10, in Super Bowl XV after the 1980 season, and the Los Angeles Raiders defeated the Washington Redskins, 38-9, in Super Bowl XVIII after the 1983 season. Flores' 1980 Raiders are the only Wild Card team to win the Super Bowl and the only team to win four postseason games enroute to the title. His 1983 team is the last American Football Conference team to win the Super Bowl. In nine seasons, Flores captured three AFC Western Division titles (1982, 1983, 1985) and two AFC Championship Games (1980 and 1983). He was named AFC Coach of the Year by United Press International and the Professional Football Writers' Association in 1982 after a season that saw the Raiders post an NFL-best 8-1 record, despite the fact that they played in Los Angeles and practiced in Oakland. The 1983 title game win was over the Seahawks, 30-14. In the postseason, Flores has won 8-of-11 games (72.7%), losing only to the New York Jets in the 1982 first-round playoffs, the Seahawks in the 1984 Wild Card Game, and to the New England Patriots in the 1985 Divisional Playoffs.

**ASSISTANT COACHING EXPERIENCE:** Flores began his assistant coaching career with the Buffalo Bills in 1971. He moved to the Oakland Raiders as receivers coach in 1972 and was promoted to head coach, replacing John Madden, on February 8, 1979.

**THE SUPER BOWL:** Flores is one of only two people in NFL history, along with the Chicago Bears' head coach Mike Ditka, to have a Super Bowl ring as a player, assistant coach and head coach. He earned his rings as a reserve quarterback with the Kansas City Chiefs in Super Bowl IV; as an assistant with the Oakland Raiders in XI; and as a head coach with the Raiders in XV and XVIII. He was the only head coach to guide an AFC team to a Super Bowl title in the decade of the 1980's, something he did twice. His two Super Bowl championships rank him behind only Chuck Noll (four), Bill Walsh and Joe Gibbs (three) in NFL history.

**PRO PLAYING EXPERIENCE:** Was drafted and released by the Calgary Stampeders of the Canadian Football League in 1958 and had a free agent tryout with the Washington Redskins of the NFL in 1959, before signing with the Oakland Raiders of the fledgling

American Football League as a free agent in 1960. Played six seasons with the Raiders, missing the 1962 campaign, with a non-infectious lung ailment. He led the AFL in completion percentage (54.0) and fewest interceptions in 1960 and finished second to the Houston Oilers George Blanda in passing with 2,176 yards. After missing the 1962 season, he returned and led the Silver and Black to a 10-4 record. Flores passed for six touchdowns against the Houston Oilers on December 22, 1963, a Raiders record that still stands. He finished his six seasons with the Raiders having completed 810-of-1,640 passes (49.4%) for 11,635 yards, with 93 touchdowns and 92 interceptions. He was traded by the Raiders along with end Art Powell and a second-round draft choice to the Buffalo Bills for quarterback Daryle Lamonica, end Glenn Bass, and third and fifth-round draft choices in 1967. He played two seasons with the Bills, and earned the starting job only to be felled by a knee injury in 1967. One of his Buffalo teammates was current Kansas City Chiefs head coach Marty Schottenheimer and another is current Secretary of Housing and Urban Development Jack Kemp. He was waived and signed by Kansas City as a free agent in 1969. He played two seasons with the Chiefs and was part of their Super Bowl IV championship team.

**COLLEGE:** Attended Fresno City College and the College of the Pacific. Lettered in football, basketball, and baseball at Fresno and football and baseball at Pacific. Earned a degree in Education at Pacific. As a senior, he ranked fourth in the nation in total offense, and was sixth in passing efficiency. Played in the East-West Shrine Game after graduation.

**PERSONAL:** Born March 21, 1937, in Fresno, California, and attended Sanger High School in Sanger, California. The Sanger football field is named in his honor. Holds an honorary doctorate degree from Pepperdine University for humanitarian service and is a member of the board of regents at the University of the Pacific. Tom and his wife, Barbara, have three children, twin sons Mark and Scott, and a daughter, Kim.

**FLORES' NFL RECORD**  
Regular Season

Year	Club	W	L	T	Pct
1979	Oakland	9	7	0	.563
1980	Oakland	11	5	0	.688
1981	Oakland	7	9	0	.438
1982	Los Angeles	8	1	0	.889
1983	Los Angeles	12	4	0	.750
1984	Los Angeles	11	5	0	.688
1985	Los Angeles	12	4	0	.750
1986	Los Angeles	8	8	0	.500
1987	Los Angeles	5	10	0	.333
<b>NFL TOTALS</b>		<b>83</b>	<b>53</b>	<b>0</b>	<b>.610</b>



## **MICKEY LOOMIS**

### **Executive Vice President**



Named to his current position on January 6, 1992. Originally joined the Seahawks staff in October 1983, as the team's Business Manager and was promoted to Vice President/Finance in 1990. A native of Eugene, Oregon, he graduated from Willamette High School in 1979, and played basketball at Northwest Christian College. Loomis earned his undergraduate degree in Accounting from the University of Oregon and also has a Masters degree in Sports

Administration from Wichita State University. Mickey has two children, a son, Alex, and a daughter, Kathleen.

## **CHUCK ALLEN**

### **Vice President/Football Operations**



Enters into his eighteenth year as a member of the Seahawks staff, having joined the organization in June of 1975, as Director of Pro Scouting. He was named Assistant General Manager in March of 1983, and added the title of Vice President on June 10, 1987. Allen was promoted to Vice President/Football Operations on January 6, 1992. A former all-coast and all-conference player at the University of Washington, he was an assistant coach with the Huskies from

1973 to 1974 prior to joining the Seahawks. He played nine seasons with the San Diego Chargers and was named to the All-American Football League team in 1961 as a rookie and was a second-team choice in 1964. Allen served as the Chargers' defensive captain and was inducted in the Chargers' Hall of Fame in 1984. He spent 1970, 1971 and part of the 1972 season with the Pittsburgh Steelers and finished his career in 1972 with the Philadelphia Eagles. He was selected to the All-Time-All-Northwest team in 1976 and was inducted into the Washington State Sports Hall of Fame for his play at the University of Washington and in professional football. In 1990, he was the only two-way player named to the University of Washington's Centennial Team. Chuck, and his wife, Linda, have five children, Cathy, Julie, Cheryl, Jean, and Patrick.

## **MIKE ALLMAN**

### **Player Personnel Director**



Begins his ninth year as Player Personnel Director after serving six years with the Washington Redskins in the same capacity. Allman joined the Seahawks staff on July 1, 1984, after spending 19 years with the Redskins, first as a scout, then as Director of College Scouting, and as Director of Player Personnel since 1978. A native of the Washington, D.C. area, he graduated with a B.A. degree in Economics from Mt. St. Mary's College in Emmitsburg, Maryland. He also


played baseball, lettering three years as an outfielder and twice as



an all-conference selection. Allman attended St. Francis Xavier and Gonzaga High Schools and taught junior high school social studies from 1962 through 1965 before joining the Redskins. Mike and his wife, Ann, have four children, Maureen Mary, Theresa Ann, Michael Francis, and Patrick James.

## **RANDY MUELLER**

### **Pro Personnel Director**



Enters his tenth season with the Seahawks and his second as Pro Personnel Director. Mueller joined the Seahawks in June of 1983 as an assistant in Pro Personnel after a stellar three-year career at Linfield College in McMinnville, Oregon. As a senior, he quarterbacked Linfield to the NAIA Division II National Championship in 1982. He was named Most Valuable Offensive Player in the Wildcats' 33-15 national championship win over William Jewell College, as

well as offensive MVP in a semifinal win over Westminster College. After the season he earned All-District and All-Northwest Conference honors, along with being an honorable mention Associated Press Little All-America. Mueller lettered in football, basketball, and baseball at St. Maries High School in St. Maries, Idaho. Randy, and his wife, Lori, have a daughter, Riley.

## **RICK THOMPSON**

### **Assistant Player Personnel Director**



Was promoted to Assistant Player Personnel Director in July of 1984. In addition to his player personnel duties, Thompson has served as the Seahawks' training camp director since 1978. An original member of the Seattle staff, Thompson joined the Seahawks in 1975 as an assistant in the player personnel department. He is a graduate of Hamline University in St. Paul, Minnesota, where he earned a degree in Sports Administration. As an undergraduate, he worked for the

Minnesota Vikings for five years. Thompson is a graduate of Lincoln High School in Bloomington, Minnesota. He and his wife, Kathy, have a daughter, Kacie, and a son, Nicholas.

## **PHIL NERI**

### **Western Supervisor**



Joined the Seahawks scouting staff in July, 1985, after seven seasons, 1979-1985, with the Philadelphia Eagles college scouting department. The year prior to joining Philadelphia, Neri worked for the BLESTO scouting combine. A graduate of Santa Clara University, where he lettered in football, he coached two seasons at Notre Dame High in Sherman Oaks, California, and spent two years as a graduate assistant coach at San Jose State before joining BLESTO. Phil's

father, Jerry, was a scout with the Detroit Lions for 21 years. Phil and his wife, Julie, have a son, Anthony.

## **RICK REIPRISH**

### **Eastern Supervisor**



Enters into his ninth season as a scout with the Seahawks. Prior to joining Seattle, he spent two years with the Kansas City Chiefs scouting staff. Reiprish worked three years for the scouting combine, BLESTO, before joining the Chiefs. Prior to BLESTO, he was a college assistant coach for six seasons. He coached the receivers in 1973 and the running backs from 1974-76 at Austin Peay while finishing up work on his master's degree in administration. Reiprish moved to East

Tennessee State in 1977 to handle the offensive backfield and quarterbacks, and then to North Alabama where he worked with the offensive line in 1978. Rick and his wife, Janet, have a son, Drew.

## **WARREN HARPER**

### **Area Scout**




Enters his tenth year with the Seahawks as a scout. He brought 28 years of high school and college coaching experience to Seattle, including 15 seasons as linebacker coach and administrative assistant coach at the University of Oklahoma. Harper was a highly successful high school coach in Texas before going to Oklahoma, compiling a 31-8-2 record in two stints, first in Sherman, Texas, and then at Amarillo, Texas. In between, he spent three seasons at

the University of Texas-El Paso, the first as an assistant to O.A. "Bum" Phillips and the last two as head coach. Warren and his wife, Gene, have two children, Robert and Patricia.

## **DERRICK JENSEN**

### **Area Scout**




Joined the Seahawks scouting staff in 1991 after a seven-year National Football League playing career. Jensen was a third-round draft choice of the Oakland Raiders in 1979 and played 106 games, starting 21 in his career, including a streak of 105 straight played. Served as the captain of the Raiders special teams for five seasons and contributed a blocked punt, which he recovered for the first touchdown, in the Raiders 33-9 win over the Washington Redskins in

Super Bowl XVIII. Was also part of the Raiders Super Bowl XV championship team. Finished his Raiders career as the franchise's 13th leading rusher with 780 yards on 224 carries, with five touchdowns. Added 44 receptions and three scores, and returned an onside kick attempt for a touchdown. Two-time Southland Conference Most Valuable Player while at Texas-Arlington. Finished his career with 3,346 yards rushing yards, the first player in conference history to top 3,000 yards. Attended Oswatomie High School in Oswatomie, Kansas

## **DOUG KRETZ**

### **Area Scout**



Joined the Seattle Seahawks scouting staff in June of 1981 after working two years on a part-time basis in the scouting department. A Seattle Pacific University graduate, Kretz lettered in soccer as a collegian and earned his degree in Physical Education. He broke into coaching at Redmond Junior High in Redmond, Washington. The next four years were spent as an assistant football coach and soccer coach at Newport High in Bellevue, Washington. A native of Seattle, Kretz

attended Mercer Island High School, where he played football and baseball. Doug and his wife, Gerri, have a daughter, Berit.

## **DAVE NUSZ**

### **Area Scout**



Enters his seventh season as a scout, having joined the Seahawks in July, 1986. He spent 28 years as a collegiate assistant coach at the University of Maryland (1956-57), William and Mary (1958-61), University of Detroit (1962-65), University of Texas-El Paso (1966-70), Mississippi State (1971-72), Memphis State (1973-74), Southern Methodist (1974-75), Vanderbilt (1976-78), and the University of Louisville (1979-83).

Nusz coached the defensive backs and linebackers for two seasons (1984-85) with the Jacksonville Bulls of the United States Football League before joining the Seahawks. A graduate of the University of Maryland with a degree in Physical Education, Recreation and Health, Nusz played on three Terrapin teams that won 27-of-32 games, played in two Orange Bowls (1953 and 1955) and won the 1953 National Championship with a 10-1-0 record. The 1955 squad finished third in the nation also with a 10-1-0 mark. Dave and his wife, Bette, have a daughter, Kerry, and a son, Tommy. His last name is pronounced "News".

## **KINGDOME PRESS PARKING**


**From I-5 Southbound:** Take Exit #164 and follow the signs to Dearborn Street and the Kingdome. Turn right onto Dearborn and veer right onto Airport Way. Turn left onto 4th Avenue So. if the South Parking Lot is your destination. Turn right onto 4th Avenue So. if you are going to the North Parking Lot. Turn left onto Jackson Street. Proceed two blocks and turn left onto 2nd Avenue So. Second Avenue So. leads directly to the North Lot.

**From I-5 Northbound:** Take Exit #163 for Spokane Street/Columbia Way. Follow Spokane Street off-ramp Westbound. Turn right at 1st Avenue South and follow Northbound crossing Royal Brougham Way. Turn right under the Alaskan Way Viaduct following police directions. Cross Occidental Way and enter South Lot between barricades.

# ASSISTANT COACHES

## TOM CATLIN

### Assistant Head Coach/Defense



**SEAHAWKS:** Joined the Seahawks on February 8, 1983, as Assistant Head Coach, Defensive Coordinator, and Linebackers Coach. Elected to stay on the staff on January 10, 1992, four days after Tom Flores was named head coach. In his nine seasons with the Seahawks, his defenses lead the NFL in both total takeaways (366) and in fumble recoveries (157). Seattle's 170 interceptions rank tied for eighth. In 1984, just his second season with the Seahawks, Catlin transformed a

defense that had not ranked higher than 13th in a full season in franchise history, into the NFL's sixth best unit and one that allowed a team record 282 points. That defense recorded a league high 63 takeaways, the second-highest total in NFL history, including 38 interceptions, the most in the league since 1961. The Seahawks also posted a league high three shutouts, including two back-to-back, and held two other teams without a touchdown. In 1984, Seattle also became the first team to post a shutout after a Monday night game, defeating the Kansas City Chiefs, 45-0, after blanking the San Diego Chargers, 24-0, in San Diego. The Seahawks returned an NFL record four pass interceptions for touchdowns against the Chiefs. His 1986 unit led the AFC in fewest points allowed. He successfully switched schemes from the 3-4 to the 4-3 in 1990 and the unit has ranked in the top nine each season.

**NFL COACHING EXPERIENCE:** Catlin is the last original American Football League coach still active and his 32 years as an assistant is exceeded only by the tenures of Miami Dolphins



offensive line coach John Sandusky (1959) and the Washington Redskins defensive line coach LaVern "Torgy" Torgeson (1959). Catlin began his career on Hank Stram's staff with the Dallas Texans in 1960, the AFL's first season. He moved with the franchise to Kansas City in 1963. In 1966, he joined George Allen's staff with the NFL's Los Angeles Rams as defensive backfield coach. In 1969, Allen promoted him to defensive coach. He stayed with the Rams from 1966 through 1977, as he coached under Allen (1966-70), Tommy Prothro (1971-72) and Chuck Knox (1973-77). After the 1977 season, he moved along with Knox to the Buffalo Bills, where he served as the defensive coordinator and linebackers coach. He assumed the additional responsibilities of assistant head coach after the 1980 season. With the Bills, he took over a defense that ranked 23rd overall in 1977 and had it rated first overall by 1980. His units finished seventh in 1981 and second in 1982. The Bills also finished first against the pass in 1978 and were second in both 1980 and 1982.

**NFL PLAYING EXPERIENCE:** Was drafted by the Baltimore Colts on the fourth round on January 22, 1953, but was traded to the Cleveland Browns prior to his rookie season in what still ranks as the biggest trade in NFL history. Catlin, along with four other players, including former Seahawks President/General Manager Mike McCormack, were dealt to the Browns for 10 players, including current Miami Dolphins head coach Don Shula on March 26, 1953. Catlin played four seasons with the Browns, 1953-54, and 1957-58, and one with the Philadelphia Eagles, 1959. He spent the entire 1955 and 1956 seasons and all but the last four games of the 1957 season as a pilot in the United States Air Force. He played in three NFL Championship Games with the Browns, winning once, in 1954, as he served as the defensive signal-caller.

**COLLEGE COACHING EXPERIENCE:** Got his start coaching the Plebes at West Point under head coach Red Blaik in 1957.

**COLLEGE PLAYING EXPERIENCE:** Lettered three seasons as a center and a linebacker under Bud Wilkinson. Named a first-team All-America center in 1951 and 1952, and three times, 1950-52, was an All-Big Seven Conference choice. Catlin was only the fourth player in Oklahoma history to be named all-conference at least three times. In 1952, he finished tenth in the Heisman Trophy voting.

**PERSONAL:** Attended Ponca City High School in Ponca City, Oklahoma. Tom and his wife, Betty, have two children, Kim and Tom, and two grandsons. He was born September 8, 1931, in Ponca City.

## LARRY KENNAN

### Offensive Coordinator/Quarterbacks



**SEAHAWKS:** Named Offensive Coordinator/Quarterbacks Coach on January 8, 1992. Kennan was the first assistant hired by President/Head Coach Tom Flores.

**WORLD LEAGUE:** Named World League of American Football Coach of the Year for guiding the London Monarchs to the WLAFF Championship in 1991. The Monarchs posted a league-best 9-1 regular season record, leading the league in total offense,

points scored, fewest points allowed, and finishing second in total defense. Once in the playoffs, they defeated the New York/New Jersey Knights, 42-26, on the road and captured the World Bowl

with a 21-0 win over the Barcelona Dragons in London, avenging their only regular season defeat. London had 17 players named all-league, including 10 on the first team.

**NFL COACHING EXPERIENCE:** Was hired by Los Angeles Raiders head coach Tom Flores as the Raiders quarterbacks coach in 1982. Remained with Los Angeles through the 1987 season. He was part of the Raiders staff when they captured Super Bowl XVIII over the Washington Redskins, 38-9. Coached the wide receivers with the Denver Broncos in 1988 and was the offensive coordinator of the Indianapolis Colts in 1989 and 1990 after leaving the Raiders.


**COLLEGE COACHING EXPERIENCE:** Served three seasons (1979-81) as the head coach at Lamar University in Beaumont, Texas, compiling a 13-17-3 regular season record. Started his collegiate coaching career at his alma mater, La Verne College, in 1966. After a stint in the high school ranks, he coached at the University of Colorado (1969-71) and then served as the offensive coordinator at the University of Nevada-Las Vegas (1973-75) and Southern Methodist University (1976-78).

**COLLEGE PLAYING EXPERIENCE:** Was a quarterback at La Verne College, in La Verne, California, where he earned his degree in History. Finished his four years (1962-65) as the school's all-time leader in attempts (497), completions (238), and yards (3,161). Also ranked as the school's all-time leader in rushing attempts (309) and touchdowns (21). He still co-holds the school record with three touchdowns in one game.

**PERSONAL:** Attended Bonita High School in La Verne, California. Served three seasons as a high school coach, first at Garden Grove High (1967-68) in Garden Grove, California, and then Arvada West High (1972) in Arvada, Colorado. Larry and his wife, Pat, have three sons, Steve, Ryan, and Kyle. He was born on June 13, 1944, in Pomona, California.

## **RUSTY TILLMAN**

### **Defensive Coordinator/Linebackers**



**SEAHAWKS:** Promoted from Special Teams and Middle Linebackers Coach on January 11, 1992, to Defensive Coordinator. Tillman enters into his 14th consecutive season as a Seahawks assistant coach, the longest streak in franchise history. He was hired by Head Coach Jack Patera as the Seahawks first full-time special teams coach on March 10, 1979. He coached under Patera for four seasons and was one of only two assistants retained when Chuck Knox

was named head coach on January 26, 1983. He continued to coach the special teams under Knox and added the tight ends. In 1987, his responsibilities moved over to defense as he replaced the tight ends with the middle linebackers. Tom Flores named him Defensive Coordinator on January 11, five days after taking over as head coach. Under his coaching, the Seahawks special teams were among the best in the NFL. The Seahawks led the NFL in punt coverage three times and kickoff coverage twice, in his tenure. In 1983, the coverage units led the league in both categories, only the second time in League history that has occurred.

**NFL COACHING EXPERIENCE:** Tillman has spent his entire 14-

year NFL coaching career with the Seahawks. He spent one year in private business before joining Seattle.


**NFL PLAYING EXPERIENCE:** Played eight seasons as a middle linebacker and special teams performer with the Washington Redskins from 1970-77. Signed with the Redskins as a free agent in 1970 and became the starter at middle linebacker with two games remaining in his rookie season. Also played outside linebacker. Played in 107 games in his career, including 84 straight. He started the Redskins 1974 divisional playoff game against the Rams in Los Angeles. Tillman was voted by the fans as a member of the Redskins 50th Anniversary Team, chosen in 1986, for his play on special teams. Served as Washington's special teams captain from 1974 through 1977 and was nicknamed "The King" for his play on seven different special teams. Played in Super Bowl VII, a 14-7 loss to the Miami Dolphins. As a rookie, his head coach was Vince Lombardi and he also played seven seasons for George Allen and his special teams coaches included Marv Levy and Paul Lanham.

**COLLEGE PLAYING EXPERIENCE:** Played two seasons at Northern Arizona University after transferring from the University of Arizona. Played tight end, defensive end, linebacker and punted for Northern Arizona. Had 10 receptions for 206 yards as a junior. Also took over as the punter and had a 44.5 yards average on 13 punts, with a school record long of 79 yards. He was inducted into the Northern Arizona Athletic Hall of Fame in 1984. Served as a co-captain his senior season. Tillman's head coach at NAU was former Seahawks backfield coach Andy MacDonald. Played two seasons at Arizona before transferring.

**PERSONAL:** Attended Aqua Fria High School in Avondale, Arizona. Rusty and his wife, Lorri, have three children, sons, Joshua, and Jason, and daughter, Rachael. Rusty also has a daughter, Emily. Born February 27, 1946, in Beloit, Wisconsin.

## **BOB BRATKOWSKI**

### **Wide Receivers**



**SEAHAWKS:** Named the wide receivers coach on January 22, 1992.

**NFL COACHING EXPERIENCE:** The Seahawks appointment is his first as an assistant in the NFL.

**COLLEGE COACHING EXPERIENCE:** Spent the past 14 seasons in the college ranks. Came to the Seahawks after three seasons (1989-91) as the offensive coordinator and wide receivers coach at the University of Miami. The Hurricanes won two

national championships during his tenure. Began his career as the wide receivers coach at the University of Missouri in 1978. Moved to Weber State University as wide receivers coach in 1981 and was promoted to offensive coordinator in 1984 at age 28. Joined Dennis Erickson's staff at the University of Wyoming in 1986 as offensive coordinator and wide receivers coach and moved with Erickson to Washington State University in 1987 and to Miami in 1989.

**COLLEGE PLAYING EXPERIENCE:** Lettered three seasons, 1974, 1976-77, at Washington State University as a wide receiver and caught 16 passes for 219 yards and one touchdown in his career. Bratkowski redshirted in 1974 after playing with the junior varsity in 1973. Earned his degree in Education from the University of Missouri in 1979.

**PERSONAL:** Attended Premonte High School in Green Bay, Wisconsin, lettering twice each in football, basketball, and golf. His father, Zeke Bratkowski, played 14 seasons in the NFL with the Chicago Cardinals (1954, 1957-60), Los Angeles Rams (1961-63), and Green Bay Packers (1964-68, 1971) and has a 22-year assistant coaching career. Zeke is currently the quarterbacks coach with the Philadelphia Eagles. Bob and his wife, Rebecca, have two children, Shane, and Courtney. He was born December 2, 1955, in San Angelo, Texas.

## **TOMMY BRASHER**

### **Defensive Line**



**SEAHAWKS:** Hired as the defensive line coach on January 23, 1992.

**NFL COACHING EXPERIENCE:** Enters into his tenth season in 1992. He has served as the defensive line coach with the New England Patriots (1982-84), Philadelphia Eagles (1985), Atlanta Falcons (1986-89), and Tampa Bay Buccaneers (1990), prior to joining the Seahawks. He spent the 1991 season in private business.

#### **COLLEGE COACHING EXPERIENCE:**

Brasher started his college coaching career at the University of Arkansas, his alma mater, as the defensive line coach under Frank Broyles in 1970. He moved to Virginia Tech in 1971 as defensive line and linebackers coach and spent the 1974 and 1976 seasons at Northeastern Louisiana University as defensive coordinator and defensive line coach. He coached the defensive line at Southern Methodist University from 1977 through 1981.

**COLLEGE PLAYING EXPERIENCE:** He was a three-year letterman and two-time All-Southwest Conference linebacker under Frank Broyles at Arkansas in 1962 and 1963. He twice played in the Sugar Bowl and was a teammate of current Dallas Cowboys head coach Jimmy Johnson.

**PERSONAL:** Played football at El Dorado High School in El Dorado, Arkansas. Brasher began his coaching career at El Dorado in 1964 as an assistant. He also coached at Ball High in Galveston, Texas (1965-66), and was the head coach at Hot Springs High in Hot Springs, Arkansas (1967-69). In 1975, he left the college ranks to become the defensive line coach of the

## **FLORES VERSUS 1992 OPPONENTS**


<b>Team</b>	<b>W</b>	<b>L</b>	<b>T</b>	<b>Pct</b>
Cincinnati.....	2	2	0	.500
Dallas.....	2	1	0	.667
Denver.....	9	8	0	.529
Kansas City.....	9	8	0	.529
L.A. Raiders.....	0	0	0	.000
Miami.....	6	0	0	1.000
N.Y. Giants.....	2	1	0	.667
Philadelphia.....	0	2	0	.000
Pittsburgh.....	2	1	0	.667
San Diego.....	11	7	0	.611
San Francisco.....	2	1	0	.667
Washington.....	1	2	0	.333



Shreveport Steamer of the World Football League. Tommy and his wife, LaNelle, have two daughters, Melodie and Christie. He was born on December 30, 1940, in El Dorado, Arkansas. His last name is pronounced BRAY-zure.

## **DAVE BROWN**

### **Defensive Coach**



**SEAHAWKS:** Named defensive coach on January 24, 1992.

**NFL COACHING EXPERIENCE:** Brown enters into his first season in coaching and as an NFL assistant in 1992. He is the third former Seahawks player to become an NFL assistant following Fred Hoaglin (1976) with the New York Giants and joining Paul Moyer (1983-89) with the Seahawks.

**NFL PLAYING EXPERIENCE:** Played 15 seasons as a defensive

back with the Pittsburgh Steelers (1975), Seattle Seahawks (1976-86) and Green Bay Packers (1987-89). Missed the 1990 season on injured reserve with Green Bay because of an Achilles tendon injury and retired prior to the 1991 season. Played in 216 games, starting 203, and only missed six games in his career due to injury, all in 1981 with a broken leg. Finished his career with 62 interceptions, ranking him tied for fifth in NFL history. Had seven games with two interceptions. Ranks as Seattle's career interception leader with 50. Scored five touchdowns on interception returns, all with the Seahawks. Returned two for touchdowns against the Kansas City Chiefs on November 4, 1984, tying an NFL record. Totaled eight interceptions that season and was voted to the AFC Pro Bowl squad. Served as the Seahawks defensive captain from 1983 through 1986. Also holds Seahawks record for career (643) and single-season (179 in 1984) interception return yardage, and career return touchdowns (5). Originally drafted 26th on the first round by the reigning Super Bowl Champion Pittsburgh Steelers in 1975, and saw action in 13 games as well as Super Bowl X. Was acquired by the expansion Seahawks in the 1976 Veteran Allocation draft. Played and started 159 games at both free safety (1976) and right cornerback (1977-86) with Seattle before being traded to the Packers on August 26, 1987, for an eleventh-round 1988 choice. Started all 44 games that he played in Green Bay and was voted defensive captain in 1988. Led the Packers with 12 interceptions in his three seasons.

**COLLEGE PLAYING EXPERIENCE:** Named to the University of Michigan's All-Time Team for the Second 50 Years of Wolverine Football in 1983. Three-year starter at safety and played on teams that posted a 30-2-1 record and shared three Big Ten titles. Was three-time first-team All-Big Ten choice and a consensus first-team All-America as a junior and a unanimous choice as a senior. Played in the East-West Shrine Game, the Hula Bowl, Coaches All-America and College All-Star games, after his senior season. Graduated with a degree in Radio and Television.

**PERSONAL:** Attended Garfield High School in Akron, Ohio. Active with the Fellowship of Christian Athletes and Pro Athletes Outreach. Is an accomplished racquetball player having finished second in both the 1980 NFL Players Association tournament and the 1987 Washington State Open. Named the 1982 Seattle NFL Man of the Year for his work in the community. Dave, and his wife, Rhonda, have two sons, Aaron and Sterling, and live in Woodinville, Washington. Born January 16, 1953, in Akron, Ohio.

## **HUDSON HOUCK**

### **Offensive Line**



**SEAHAWKS:** Named the offensive line coach on January 21, 1992.

**NFL COACHING EXPERIENCE:** Enters into his tenth NFL season in 1992 having spent the first nine years, 1983-91, with the Los Angeles Rams. While with the Rams, five of his linemen made a combined 21 trips to the AFC-NFC Pro Bowl.

**COLLEGE COACHING EXPERIENCE:** Began as the head freshman coach at the University of Southern California in


1970. He moved to Stanford University from 1972-75 before rejoining the Trojans as their offensive line coach under John Robinson in 1976.

**COLLEGE PLAYING EXPERIENCE:** Played three seasons, 1962-64, as a center at the University of Southern California. Was a reserve on USC's 1962 National Championship team. Graduated with a degree in Physical Education.

**PERSONAL:** Attended Eagle Rock High School in Los Angeles, California. Coached in high school at Crescenta Valley High in La Crescenta, California in 1967 and 1969, around a stint in the United States Army. Hudson's wife's name is Elsie. Born January 7, 1943, in Los Angeles.

## **PAUL MOYER**

### **Defensive Backs**



**SEAHAWKS:** Begins his third season as a Seahawks assistant coach. Spent the 1990 and 1991 seasons as a coaching staff assistant, working with both the defensive secondary and special teams. Moyer was promoted on January 10, 1992, and will handle the defensive backs and assist Russ Purnell with the special teams.


**NFL COACHING EXPERIENCE:** Moyer has spent his entire coaching career with the Seahawks.

**NFL PLAYING EXPERIENCE:** Signed with the Seahawks as a free agent after the 1983 college draft. Played seven seasons, 1983-89, as a safety before his career was ended by a neck injury. Played in 98 games, starting 30, with Seattle, including 55 straight. Started all 16 at strong safety in 1988 as the Seahawks won their only AFC Western Division title. Had a career-high 73 tackles and led the team with six interceptions. Moyer finished his career with 239 tackles, four sacks, 11 interceptions, eight fumble recoveries, and five forced fumbles. Scored two touchdowns in his career, one with his first career interception (1983) and the second after the recovery of a blocked punt (1986). Was Seattle's special teams captain in 1987.

**COLLEGE PLAYING EXPERIENCE:** Two-year letterman at Arizona State after transferring from Fullerton Junior College. Had 20 tackles in the Sun Devils' 30-21 win over Oklahoma in the 1983 Fiesta Bowl. Voted Most Improved Player in 1982. Second-team All-West Coast and All-Pac-10 as a senior and was named Most Valuable Defensive Performer in the 1982 East-West Shrine Game.

**PERSONAL:** Attended Villa Park High in Villa Park, California. Paul, and his wife, Heather, have a daughter, Taylor, and a son, Nicholas. Moyer was born on July 26, 1961, in Anaheim, California.

## **RUSS PURNELL** **Special Teams, Tight Ends Coach**



**SEAHAWKS:** Purnell enters into his seventh season as an assistant coach with the Seahawks and seventh in the National Football League. He was promoted from Tight Ends and Assistant Special Teams Coach to Tight Ends and Special Teams Coach on January 10, 1992. He replaces Rusty Tillman as the Seahawks special teams coach. Purnell originally joined Chuck Knox's Seahawks staff on July 17, 1986, as an offensive special assignments coach. He added

the tight ends in 1987 along with assisting with the special teams.


**NFL COACHING EXPERIENCE:** Has spent his entire seven-year NFL coaching career with the Seahawks.

**COLLEGE COACHING EXPERIENCE:** Purnell began his college coaching career at his alma mater, Whittier College, as a graduate assistant in 1970. He then coached three seasons at the University of Southern California, 1982-84, handling both the tight ends and special teams, before joining the Seahawks

**COLLEGE PLAYING EXPERIENCE:** He started his college playing career as a center at Orange Coast College before transferring to Whittier College, where he was an all-league choice and team captain as a senior.

**PERSONAL:** Attended Lake Washington High School in Kirkland, Washington, as a sophomore and Redmond High in Redmond, Washington, as a junior before transferring to Huntington Beach High in Huntington Beach, California, for his senior year. He coached in the high school ranks at Corona del Mar High (1972) and Edison High School (1973-81) before joining John Robinson's staff at Southern California. Russ, his wife, Jill, son, Timothy, and twins, Erin and Jonathan, live in Bellevue. Born June 12, 1948, in Chicago, Illinois.

## **FRANK RAINES** **Strength and Conditioning**



**SEAHAWKS:** Enters into his third season with the Seahawks as their strength and conditioning coach and fifth in the NFL. Joined the Seahawks on February 21, 1990.

**NFL COACHING EXPERIENCE:** Prior to being hired by the Seahawks, Raines served two years as the assistant strength and conditioning coach of the Washington Redskins. Before he joined the Redskins full-time, he worked part-time for three


years.

**PERSONAL:** Attended Oxon Hill High School in Oxon Hill, Maryland. Raines has also worked with the National League's Pittsburgh Pirates as a speed coach. He was a three-year track

letterman at George Mason University and qualified for the 1984 Olympic Trials in the 200 meters. He and his wife, Sharon, have a son, Markus Darnell, and a daughter, Kaaryn Nycole. Frank was born on November 29, 1960, in Petersburg, Virginia.

## CLARENCE SHELMON

### Running Backs



**SEAHAWKS:** Named the running backs coach on January 21, 1992.

**NFL COACHING EXPERIENCE:**

Enters into his second National Football League season in 1992 having joined the Los Angeles Rams in 1991 as their running backs coach.

**COLLEGE COACHING EXPERIENCE:**

Began his career as a graduate assistant at his alma mater, the University of Houston in 1975. He then spent three seasons (1978-80) at the

United States Academy at West Point and three seasons at Indiana University (1981-83) before moving to the University of Arizona (1984-86) and the University of Southern California (1987-90). He coached the running backs at each stop, except for Army, where he handled the running backs and tight ends.

**COLLEGE PLAYING EXPERIENCE:** Lettered two seasons (1973-74) as a running back at the University of Houston.

**PERSONAL:** Attended Airline High School in Bossier City, Louisiana. He coached one season (1977) at Carroll High School in Corpus Christi, Texas. Attended Long Island University working towards a Masters Degree in Guidance and Counseling. Clarence's wife's name is Nancy. Born September 17, 1952, in Bossier City.

## SEAHAWKS HEADQUARTERS

In June, 1986, the Seahawks moved into their new office and training headquarters on a 12-acre site adjacent to Northwest College in Kirkland.

The 37,000 square foot, two-story building is the Seahawks year-round home, containing facilities for training camp as well as offseason and regular season practices.

The downstairs contains a 105-man meeting room, six ten-man meeting rooms, a weight room, two racquetball courts, an enlarged locker room, training room with rehabilitative facilities, and equipment room.

Upstairs houses the administrative offices, coaches offices and meeting rooms, ticket office, and conference rooms.

Outside, the Seahawks are able to practice on three 100-yard fields, two of natural grass and one of Omni Turf. The turf field is covered in inclement weather by a 55-foot inflatable bubble, thus eliminating travel to the Kingdome for practice.

To reach the headquarters, take the N.E. 70th Street Exit off I-405, whether travelling northbound or southbound. If arriving from southbound, take a left at N.E. 72nd Place and another left at 108th Avenue N.E. Go left at N.E. 53rd Street. The visitors parking entrance is the second Seahawks driveway on your left, located at the top of the hill.

From northbound, go left at the exit stop sign and left at N.E. 72nd Place. Cross back over I-405. Turn left onto 108th N.E. and left onto N.E. 53rd Street.



**PLAYER BIOGRAPHIES**



## 61 THEO ADAMS

**C**

**Height:** 6-4      **Weight:** 298  
**College:** Hawaii  
**NFL Experience:** 1st Year  
**How Acquired:** Free Agent (1991)  
**1991 Games Played/Started:** 0/0  
**Career Games Played/Started:** 0/0  
**Birthdate:** May 24, 1966  
**Birthplace:** San Francisco, CA  
**Residence:** Anaheim, CA

**1992:** Played 10 games with the London Monarchs of the World League, starting seven, five at left tackle and two at right.

**CAREER:** Originally signed as a free agent by the Los Angeles Rams in 1990 and was waived on August 29. **1991:** Played the 1991 World League season with the league champion London Monarchs. Started all 12 games (10 regular season and two playoff) and was a second-team All-World League choice at tackle. Was re-signed by the Rams as a free agent on July 17 and was waived on August 20. Spent the whole season on the Seahawks practice squad after signing on September 11.

**COLLEGE:** Played tight end, linebacker, defensive tackle, and offensive tackle at Hawaii. Started four games as a freshman and five games as a sophomore at tight end. Redshirted in 1986 after two games at tight end. Started his last two seasons (1988 and 1989) at offensive tackle. Also some action at defensive tackle in goal line situations. Majored in Political Science.

**PERSONAL:** Lettered four seasons in football and two in basketball at McKinley High School in Honolulu, Hawaii. All-state in both sports. Team captain in football as a junior and a senior.



## 65 EDWIN BAILEY

**G**

**Height:** 6-4      **Weight:** 279  
**College:** South Carolina State  
**NFL Experience:** 12th Year  
**How Acquired:** Draft (5th round 1981)  
**1991 Games Played/Started:** 3/3  
**Career Games Played/Started:** 139/120  
**Birthdate:** May 15, 1959  
**Birthplace:** Savannah, GA  
**Residence:** Martinez, GA

**1991:** Started the first three games at left guard before injuring his knee at Denver. Missed the final 13 games on injured reserve.

**CAREER:** Selected by Seattle on the fifth round of the 1981 draft. Has played (139) and started (120) more games than any other offensive lineman in team history. Ranks seventh and sixth overall, respectively. Became the starter at left guard in the third preseason game of his rookie year. Also has started all seven postseason games in franchise history. Has one reception for three yards, six tackles, and seven own fumble recoveries. **1981:** Played in 16 games, starting the first 15 at left guard. Did not start the season finale because of an ankle injury, but played as a reserve. **1982:** Started the first two games at right tackle before moving back to left guard after the players' strike ended. **1983:** Played in all 16 games, starting the first and 16th games at left guard. Started all three playoff games. **1984:** Played 12 games, starting eight. Missed four weeks on injured reserve with a knee injury. Returned to start the last two regular season games and both playoff contests. **1985:** Started 16 games. **1986:** Started 12 games,


missing four on injured reserve with a knee injury. Caught a three-yard deflected pass at the Los Angeles Raiders. **1987:** Started 12 games and one playoff game. Had a streak of 53 straight starts snapped by the strike. **1988:** Started 16 games and the divisional playoff game. **1989:** Started 16 games. **1990:** Opened the first 11 games before injuring a knee at San Diego. Missed the last five games on injured reserve.

**COLLEGE:** Named first-team NCAA Division I-AA All-America by American Football Coaches Association in 1980. Third-team Little All-America choice by Associated Press. Earned first-team All-Mid Eastern Athletic Conference honors as a sophomore, junior and senior. Played in the Black College All-Star game. Mutual Black Network All-America as a junior. Started several games as a freshman at tackle and moved to guard as a junior. Team co-captain as a senior. Has a degree in Elementary Education.

**PERSONAL:** Lettered in football and track at Tompkins High in Savannah, Georgia. Spent one offseason working as a volunteer patient representative at Evergreen General Hospital in Kirkland and has worked with the Lake Washington School District's Special Education program. Also participated in fund-raisers for the Bellevue Philharmonic, Cystic Fibrosis, and Sickle Cell Anemia. Has also been active with United Cerebral Palsy, the Fred Hutchinson Cancer Research Center, Children's Hospital, the Variety Club, Boys and Girls Clubs, and United Negro College Fund. Edwin and wife, Cherise, have a daughter, Edea, and a son, Raymond.

**Career Games Played/Started:** 1981 (Seattle) - 16/15; 1982 (Seattle) - 9/9; 1983 (Seattle) - 16/2; 1984 (Seattle) - 12/8; 1985 (Seattle) - 16/16; 1986 (Seattle) - 12/12; 1987 (Seattle) - 12/12; 1988 (Seattle) - 16/16; 1989 (Seattle) - 16/16; 1990 (Seattle) - 11/11; 1991 (Seattle) - 3/3; **Career - 139/120.**

**Playoff Games Played/Started:** 1983 (Seattle) - 3/3; 1984 (Seattle) - 2/2; 1987 (Seattle) - 1/1; 1988 (Seattle) - 1/1; **Career - 7/7.**



**25 ROBERT BLACKMON S**

**Height:** 6-0      **Weight:** 198  
**College:** Baylor  
**NFL Experience:** 3rd Year  
**How Acquired:** Draft (2nd round (b) '90)  
**1991 Games Played/Started:** 16/16  
**Career Games Played/Started:** 31/21  
**Birthdate:** May 12, 1967  
**Birthplace:** Bay City, TX  
**Residence:** Sugarland, TX

**1991:** Started 16 games at strong safety. Credited with 64 tackles, two tackles for loss, one sack, a forced fumble and a fumble recovery. Forced a fumble on his sack of the Raiders Jay Schroeder at the Seattle three. Collected his first career interception against the Jets and also had picks in the second Denver and Los Angeles Rams games.

**CAREER:** Second of two second-round draft choices in 1990. Has played in 31-of-32 games in two seasons, not playing in the first Kansas City game as a rookie, and has 105 tackles. **1990:** Started 5-of-15 games, including the first three. Missed one game because of a knee injury. Had 36 tackles, according to unofficial press box statistics, and added five special teams tackles.

**HONORS:** **1990**, *First-team All-Rookie (Pro Football Writers' Association, Pro Football Weekly, College and Pro Football Newsweekly, Football Digest).*

**COLLEGE:** Football News first-team All-America in 1989. Three-


time first-team All-Southwest Conference choice and four-year letterman. Had 80 tackles and eight interceptions in 1989. Tied for sixth in the country in interceptions. Intercepted four passes and returned two for touchdowns in a 50-7 win against Texas as a senior. Interception and touchdown totals both rank as the second-most in SWC history. Finished his career with 227 tackles, 17 tackles for loss, and 14 interceptions. Also had four sacks. Co-led the team with five interceptions as a sophomore.

**PERSONAL:** Played defensive back and quarterback at Van Vleck High School in Van Vleck, Texas. First-team all-state choice as a senior at defensive back and a second-team choice at quarterback by the Texas State Sportswriters. Lettered in football, basketball, and track. Once threw six touchdown passes in a state playoff game loss against Cuero. State high school 110-meter high hurdles champion. Robert and his wife, Gayle, had a daughter, Kristen Nicole, during the offseason.

### BLACKMON'S NFL RECORD

		Defense					
Club	G/S	Int	Tackles	Sacks	FF	FR	
1990 Seattle	15/5	0	36	0.0	0	0	
1991 Seattle	16/16	3	64	1.0	1	1	
<b>NFL TOTALS</b>	<b>31/21</b>	<b>3</b>	<b>100</b>	<b>1.0</b>	<b>1</b>	<b>1</b>	

Totals include special teams statistics.



### 89 BRIAN BLADES WR

**Height:** 5-11      **Weight:** 189  
**College:** Miami  
**NFL Experience:** 5th Year  
**How Acquired:** Draft (2nd round 1988)  
**1991 Games Played/Started:** 16/16  
**Career Games Played/Started:** 64/53  
**Birthdate:** July 24, 1965  
**Birthplace:** Ft. Lauderdale, FL  
**Residence:** Coral Springs, FL

**1991:** Started 16 games and led team in receptions (70) and yards (1,003). Posted his second 70+ catch season and second with more than 1,000 yards. Joins Steve Largent as only players in franchise history to have two 1,000-yard seasons. Only Largent (six and eight) has more 70+ catch and 1,000-yard seasons. Tied for seventh in the AFC in receptions and was eighth in yards. Opened the season by posting career highs in receptions (12) and yards (160) at New Orleans and equaled his best with two touchdown receptions. Catches tied for second most in a single game in team history while yardage total was seventh best. Had two other games over 100 yards, 131 at San Diego and 107 at Denver and three with 97, 99, and 99. Caught eight passes at both Kansas City (97 yards) and San Diego (131).

**CAREER:** Was the Seahawks first selection, on the second round, in 1988. Ranks third all-time in receptions (236), yards (3,273), and average per reception (13.9) and is fourth in touchdowns (18). Is second in 100-yard receiving games (7). Needs 138 yards to move past Sam McCullum (3,409) into second. Has 11 rushing attempts for 63 yards. **1988:** Played in 16 games, starting 7-of-the-last-10. Led the Seahawks in receiving yardage (682), the first player other than Steve Largent to do so in franchise history. Also led in touchdowns (8) and was second in receptions (40). Led all NFL rookies in touchdowns and was fifth in receptions and fourth in yards. Had two 100-yard games, including a team rookie record 145 against New Orleans in his first start. Had 123 yards on six receptions and two touchdowns at the Los Angeles Raiders in a 43-37 win that clinched the AFC West title. Had five receptions for 78 yards in the playoff game at Cincinnati. **1989:** Led team in



receptions (77) and yards (1,063), was voted team MVP and was selected to the Pro Bowl. Finished two catches off the team single-season record. Ranked second in the AFC in receptions and seventh in yards. Set a career-high with 10 receptions against San Diego, including the game-winning score with 0:40 left. Totaled four 100-yard games **1990**: Started 16 games and had 49 receptions for 525 yards and three scores. Had two of the scores against Minnesota.

**HONORS:** **1988**, First-Team All-Rookie (*Pro Football Weekly, College and Pro Football Newsweekly*). **1989**, AFC Pro Bowl squad; Marcus Nalley Trophy (*Seahawks MVP as voted by teammates*); UPI Second-team All-AFC.

**COLLEGE:** Four-year letterman. Finished his career with 80 receptions for 1,493 yards, a 15.7 yard average, and 15 touchdowns. Finished second on the school receiving touchdown list and was fifth in yards. Caught the game-winning two-point conversion in a 26-25 win over Florida State in 1987. Had 29 receptions for 394 yards and five touchdowns, including three two-point conversions, as a senior. Had 18 catches for 392 yards, a 21.8 average, and four scores as a junior and 30 for 657 yards and six touchdowns as a sophomore. Played in four bowl games in his career and also played in the Japan Bowl. Redshirted in 1983. Majored in Business Management.

**PERSONAL:** Lettered in football and track at Piper High School in Fort Lauderdale, Florida. Older brother of Detroit Lions safety Bennie Blades, an All-America at Miami and a first-round draft choice by the Lions in 1988. Organized the Fort Lauderdale Youth Track Club in his hometown. Is also active with First Place, a school for homeless children, and the Big Brothers of King County.

### BLADES' NFL RECORD

Club	G/S	Receiving				
		No	Yds	Avg	LG	TD
1988 Seattle	16/7	40	682	17.1	55	8
1989 Seattle	16/14	77	1063	13.8	60	5
1990 Seattle	16/16	49	525	10.7	24	3
1991 Seattle	16/16	70	1003	14.3	52	2
<b>NFL TOTALS</b>	<b>64/53</b>	<b>236</b>	<b>3273</b>	<b>13.9</b>	<b>60</b>	<b>18</b>

**Additional Statistics:** Rushing, 5 attempts for 24 yards, 4.8 average, long of 12, no touchdowns in 1988; 1 attempt for 3 yards in 1989; 3 attempts for 19 yards, 12 long in 1990; 2 attempts for 17 yards, 11 long in 1991; **11 attempts for 63 yards, 12 long, career.**

### SINGLE GAME HIGHS

#### Receiving

**Most Receptions:** 12, at New Orleans 9/1/91

**Most Yards:** 160, at New Orleans 9/1/91

**Longest Reception:** 60, at Cincinnati 12/10/89 (TD)

**Most Touchdowns:** 2, 3 Times ( Last: at New Orleans 9/1/91)



## 60 BRIAN BLADOS

G

**Height:** 6-5

**Weight:** 296

**College:** North Carolina

**NFL Experience:** 9th Year

**How Acquired:** Plan B (Indianapolis '92)

**1991 Games Played/Started:** 13/6

**Career Games Played/Started:** 105/63

**Birthdate:** January 11, 1962

**Birthplace:** Arlington, VA

**Residence:** Hebron, KY

**1992:** Signed as Plan B Free Agent on March 9. Played with both

the Cincinnati Bengals and Indianapolis Colts in 1991. Started the season with the Bengals, playing the first six contests and starting the first three at tackle. Was claimed on waivers by the Colts on October 15 and was active for the last nine games. He played in seven and started six, including the final three. Started at both left tackle and right guard for Indianapolis.

**CAREER:** Third of three first-round draft choices by the Bengals in 1984. Was the 28th selection overall. Can play any of the five offensive line positions. Played in 98 games, starting 60, for Cincinnati. **1984:** Played in 16 games, starting 14 at guard. **1985:** Sixteen-game starter at guard. Earned first-team All-NFL recognition from *Sports Illustrated*. Caught a four-yard pass after lining up at tight end. **1986:** Played in 16 games, starting eight. **1987:** Started 4-of-12 games. **1988:** Played in 16 games, starting one at guard. Took over for an injured Joe Walter at right tackle for all three postseason games as the Bengals advanced to Super Bowl XXIII. **1989:** Played 13 games, starting 10, at right tackle. **1990:** Started the first four games at at right guard before rupturing a disc in his neck. Missed the rest of the season on injured reserve.

**COLLEGE:** Four-year letterman and three-year starter. Team captain as a senior. First-team All-America as a senior as selected by the Associated Press and NEA. Second-team by UPI and College and Pro Football Newsweekly. First-team All-Atlantic Coast Conference in 1983. Teams posted a 37-11 record and played in four bowl games. Played in the Hula and Japan Bowl all-star games. Majored in Geography.

**PERSONAL:** Lettered in football, wrestling, and track at Washington and Lee High School in Arlington, Virginia. Still holds the school's shot put and discus records. Active with the Muscular Dystrophy Association and the Easter Seals Association. Brian and his wife, Amy, have a son, Roman.

**Career Games Played/Started:** 1984 (Cincinnati) - 16/14; 1985 (Cincinnati) - 16/16; 1986 (Cincinnati) - 16/8; 1987 (Cincinnati) - 11/4; 1988 (Cincinnati) - 16/1; 1989 (Cincinnati) - 13/10; 1990 (Cincinnati) - 4/4; 1991 - 13/6 (Cincinnati 6/3 and Indianapolis 7/3); **Career - 105/62.**

**Playoff Games Played/Started:** 1988 (Cincinnati) - 3/3; 1990 (Cincinnati) - 1/0; **Career - 4/3.**



## 64 DARRICK BRILZ G

**Height:** 6-4      **Weight:** 281

**College:** Oregon State

**NFL Experience:** 6th Year

**How Acquired:** Free Agent (1989)

**1991 Games Played/Started:** 16/7

**Career Games Played/Started:** 67/16

**Birthdate:** February 14, 1964

**Birthplace:** Alexandria, VA

**Residence:** Issaquah, WA

**1991:** Played 16 games. Started six times, games 8 through 13, at left guard and game 16 at center. The start at center was the first of his career. Was also used as a tight end in short yardage situations.


**CAREER:** Veteran lineman who can play any of the five interior line positions. Has also been used as as short-yardage tight end. Originally signed with the Washington Redskins as a free agent in 1987. Has played 67 games, starting 16, with the Washington Redskins (7/4 in 1987), San Diego Chargers (14/0 in 1988) and Seahawks (46/12 from 1989-91). **1987:** Played in seven games, starting four, after signing as a replacement player. Placed on

injured reserve on December 12 and missed the rest of the regular season and postseason. **1988:** Claimed by the San Diego Chargers on waivers on August 16. Played 14 games with San Diego as a reserve. **1989:** Signed with the Seahawks as a free agent on August 16, after being waived by the Chargers on August 1. Played 14 games as a reserve after being cut and then re-signed after two games. **1990:** Played 16 games and started the last five at left guard for an injured Edwin Bailey.

**COLLEGE:** Four-year letterman and two-year starter. Played both guard and tackle. Graduated with a degree in Industrial Engineering.

**PERSONAL:** Lettered in football, basketball, and baseball at Pinole Valley High School in Pinole Valley, California. Darrick and his wife, Shannon, live in Issaquah.

**Career Games Played/Started:** 1987 (Washington) - 7/4; 1988 (San Diego) - 14/0; 1989 (Seattle) - 14/0; 1990 (Seattle) - 16/5; 1991 (Seattle) - 16/7; **Career - 67/16.**



## 77 JEFF BRYANT DT

**Height:** 6-5

**Weight:** 281

**College:** Clemson

**NFL Experience:** 11th Year

**How Acquired:** Draft (1st round 1982)

**1991 Games Played/Started:** 16/14

**Career Games Played/Started:** 143/136

**Birthdate:** May 22, 1960

**Birthplace:** Atlanta, GA

**Residence:** Decatur, GA

**1991:** Played all 16 games, starting 14. Opened at right end against the New York Jets and then started the last 13 at left tackle. Did not start games one and three. Also played tackle in nickel situations. Credited with 48 tackles, five tackles for loss, and three sacks, according to unofficial press box statistics. Had eight against San Diego and Kansas City. Posted two sacks at Pittsburgh.

**CAREER:** Sixth player chosen in the first round in 1982. Ranks sixth in games played (143) and fourth in starts (136). Is second in sacks (57.5), fourth in opponent fumble recoveries (10), fourth in forced fumbles (12), sixth in tackles (579), and second in both blocked field goals (2), and blocked PATs (2). Can play any position along the defensive front and has started at right end (109 games), right tackle (14) and left tackle (13). **1982:** Won the starting right end job in training camp and started all four preseason and nine regular season games. Co-led the team in sacks with three. **1983:** Started all 16 games and three postseason contests at right end. Had a career-high eight sacks and led all defensive linemen in tackles with 65, according to unofficial press box statistics. Set a record with sacks in five straight games. Combined with Jacob Green (16 sacks) to be the AFC's best sack duo. Tied a team record with two fumble recoveries in the AFC Championship Game. **1984:** Started all 16 games and led team in sacks with 16 and earned second-team All-AFC honors by UPI. Finished fourth in the AFC in sacks. Had a career-high three against Detroit and 2.5 at New England and 2.0 at Cincinnati. Posted a career-high 80 tackles and scored a safety with a sack at Cincinnati. **1985:** Started all 16 games and had 8.5 sacks. Credited with a career-high 14 tackles against Denver, including two sacks, in the season finale. Tied a team record with four fumble recoveries. **1986:** Started the first 10 games, then missed four on injured reserve with an ankle injury which snapped a 67 consecutive game starting streak. Returned to start the last two games. **1987:** Started 12 games. Led all defensive linemen in

tackles with 52 and had four sacks. Credited with 10 tackles in the AFC Wild Card Game at Houston. **1988:** Played in 16 games, starting the last 12. Missed the entire preseason in a contract dispute. Had 64 tackles and 3.5 sacks. Also started the divisional playoff game at Cincinnati. **1989:** Played and started 15 games, missing Cleveland with a knee injury. Played both right end in the 3-4 and right tackle in the 4-3. Blocked a PAT with 4:14 left to preserve a 17-16 win at San Diego. **1990:** Moved from right end to right tackle as the Seahawks switched from the 3-4 to the 4-3. Played 15 games, starting 14. Inactive against Kansas City with a hip injury. Second in sacks with 5.5 and had 47 tackles, including six for loss.

**HONORS:** **1982**, *First-team All-Rookie (Pro Football Weekly)*. **1984**, *Second-team All-AFC (UPI)*.

**COLLEGE:** First-team All-Atlantic Coast Conference as a senior and second-team All-America as chosen by Football News. Helped lead Clemson to a 12-0 record and the national championship in 1981. Selected to play in the East-West Shrine Game and the Olympia Gold Bowl. Three-time ACC Player of the Week for his play against Duke, North Carolina, and North Carolina State. Graded out over 100 percent by the coaches during the 1981 season. Led Clemson in sacks with eight and in tackles for loss with 19. Finished third in total tackles with 87. Finished his career with 13 sacks, five fumble recoveries, four forced fumbles, 27 tackles for loss and 202 total tackles. Played in a Clemson record 47 straight games, along with teammate Jeff Davis. Four-year letterman. Named to Clemson's All-Time Team in 1984.

**PERSONAL:** Attended Gordon High in Decatur, Georgia, where he lettered in football and wrestling. Compiled an 18-0 wrestling record as a senior. Was named to the All-Strength Team as selected by the National Strength and Conditioning Association in 1981. Has worked with Children's Home Society and the Fred Hutchinson Cancer Research Center. Jeff and his wife, Elizabeth, live in Decatur, Georgia.

### BRYANT'S NFL RECORD

#### Defense

	Club	G/S	Int	Tackles	Sacks	FF	FR
1982	Seattle	9/9	0	38	3.0	1	0
1983	Seattle	16/16	0	67	8.0	2	1
1984	Seattle	16/16	1	80	14.5	2	2
1985	Seattle	16/16	0	73	8.5	0	4
1986	Seattle	12/12	0	42	4.0	1	0
1987	Seattle	12/12	0	52	4.0	1	1
1988	Seattle	16/12	0	64	3.5	1	2
1989	Seattle	15/15	0	68	3.5	1	0
1990	Seattle	15/14	0	47	5.5	2	0
1991	Seattle	16/14	0	48	3.0	1	0
<b>NFL TOTALS</b>		<b>143/136</b>	<b>1</b>	<b>579</b>	<b>57.5</b>	<b>12</b>	<b>10</b>


Totals include special teams statistics.

**Additional Statistics:** Scoring, 1 safety in 1984. **Blocked PATs**, 1 in 1985; 1 in 1989. **Blocked FGs**, 1 in 1985; 1 in 1988.

**Playoff Games Played/Started:** 1983 (Seattle) - 3/3; 1984 (Seattle) - 2/2; 1987 (Seattle) - 1/1; 1988 (Seattle) - 1/1; **Career - 7/7.**

## CUTDOWN DATES

The National Football League will observe the following roster reduction dates in 1992. Rosters must be reduced to 60 players on Tuesday, August 25 and to 47 players on Monday, August 31.

**59 JOE CAIN****LB**

**Height:** 6-1      **Weight:** 233  
**College:** Oregon Tech  
**NFL Experience:** 4th Year  
**How Acquired:** Free Agent (1989)  
**1991 Games Played/Started:** 16/0  
**Career Games Played/Started:** 41/5  
**Birthdate:** June 11, 1965  
**Birthplace:** Los Angeles, CA  
**Residence:** Seattle, WA

**1991:** Played 16 games as a reserve outside linebacker and special teams performer. Had seven tackles and his first career interception on defense and seven tackles on special teams. Picked off his pass against San Francisco and returned it five yards.

**CAREER:** Entered the NFL as the eighth-round draft choice of the Minnesota Vikings in 1988. Was waived by the Vikings on August 30. **1989:** Signed as a free agent by the Seahawks on March 3. Played in nine games as a reserve after spending the first seven games on the developmental squad. **1990:** Played 16 games and started five, two at left outside linebacker and three at right outside linebacker. Had 23 tackles on defense and six on special teams.


**COLLEGE:** Two-year letterman and two-time first-team All-Columbia Football League. Second-team NAIA All-America as a senior. Team Most Valuable Player in both 1986 and 1987. Led the team in tackles in 1987 with 103, with eight for loss, and four sacks. Totalled a team-high 112 tackles in 1986. Originally attended Stanford University in 1983 and 1984 and was a starter at free safety as a freshman. Did not play football in 1985. Majored in Industrial Management.

**PERSONAL:** Attended Compton High School in Compton, California, lettering in football and track. Operated his own silk screening business in Los Angeles prior to signing with Seattle. Has worked as a reggae disc jockey during the offseason. Joe and his wife, Tiffani, have a daughter, Ayana.

**CAIN'S NFL RECORD****Defense**

	<b>Club</b>	<b>G/S</b>	<b>Int</b>	<b>Tackles</b>	<b>Sacks</b>	<b>FF</b>	<b>FR</b>
1989	Seattle	9/0	0	10	0.0	0	0
1990	Seattle	16/5	0	29	0.0	0	0
1991	Seattle	16/0	1	14	0.0	0	0
<b>NFL TOTALS</b>		<b>41/5</b>	<b>1</b>	<b>53</b>	<b>0.0</b>	<b>0</b>	<b>0</b>

Totals include special teams statistics.

**84 LOUIS CLARK****WR**

**Height:** 6-0      **Weight:** 195  
**College:** Mississippi State  
**NFL Experience:** 6th Year  
**How Acquired:** Draft (10th round 1987)  
**1991 Games Played/Started:** 16/0  
**Career Games Played/Started:** 45/6  
**Birthdate:** August 3, 1964  
**Birthplace:** Pontotoc, MS  
**Residence:** Woodinville, WA

**1991:** Played in 16 games as a reserve wide receiver. Caught 21 passes for 228 yards, and single-season high two scores, against the Raiders and at Atlanta.

**CAREER:** Drafted by Seattle on the tenth round of the 1987 college draft. Has played in 45 games, starting six. Has 47 career

receptions for 508 yards and four touchdowns. **1987:** Played in the first two games as a reserve and was inactive for three games after the strike. Missed the last six games on injured reserve with a hamstring injury. **1988:** Missed the first seven weeks on injured reserve with a preseason hamstring injury. Active for the last nine games, playing in eight. His first NFL pass reception went for a touchdown against the Raiders in a Monday night game. **1989:** Played in all 16 games and started six when Steve Largent was out with an elbow injury. Set career highs with 25 receptions and 260 yards. **1990:** Active for 16 games and played in four, but had no receptions.

**COLLEGE:** Played tight end and caught 62 passes for 1,192 yards, a 19.2 average, and eight touchdowns in his career. Caught 24 for 378 yards and three touchdowns as a senior. Had seven receptions for 153 yards against Kentucky. Majored in Psychology.

**PERSONAL:** Lettered in football and baseball at Shannon High School in Shannon, Mississippi. Is one of 14 children, including a brother, Dave, who is an outfielder in the Pittsburgh Pirates organization. Louis and his wife, Carla, have a son, Antonio.

### CLARK'S NFL RECORD

Club	G/S	Receiving				
		No	Yds	Avg	LG	TD
1987 Seattle	2/0	0	0	0.0	0	0
1988 Seattle	7/0	1	20	20.0	20	1
1989 Seattle	16/6	25	260	10.4	28	1
1990 Seattle	4/0	0	0	0.0	0	0
1991 Seattle	16/0	21	228	10.8	24	2
<b>NFL TOTALS</b>	<b>45/6</b>	<b>47</b>	<b>508</b>	<b>10.8</b>	<b>28</b>	<b>4</b>

**Additional Statistics:** Kickoff Returns, 1 for 31 yards in 1989.



### 53 DARREN COMEAUX LB

**Height:** 6-1      **Weight:** 239  
**College:** Arizona State  
**NFL Experience:** 10th Year  
**How Acquired:** Waivers (SF 1988)  
**1991 Games Played/Started:** 16/11  
**Career Games Played/Started:** 118/39  
**Birthdate:** April 15, 1960  
**Birthplace:** San Diego, CA  
**Residence:** San Diego, CA

**1991:** Played in 16 games, starting 11-of-the-final-12, at middle linebacker. Tied for fifth with 69 tackles, according to unofficial press box statistics. Had 13 tackles along with a pair of forced fumbles in the first Los Angeles Raiders game. Had a streak of three games with four forced fumbles, a total that led the team.

**CAREER:** Had played with the Denver Broncos (1982-86) and San Francisco 49ers (1987) before joining the Seahawks in 1988 on waivers. Has played in 50 games, starting 39 with the Seahawks. Totals 291 tackles, 3 interceptions, 2.5 sacks, 7 forced fumbles, and 3 fumble recoveries in his career, including 251 tackles, 5 forced fumbles, and 2 interceptions with Seattle. **1982:** Signed with Denver as a free agent. Played the last three games as a reserve after missing most of the season with a training camp leg injury. **1983:** Cut and re-signed for the final 14 games and saw action on special teams. **1984:** Played in all 16 games and recorded his first career interception. **1985:** Played in 11 games as a reserve. **1986:** Played in 16 games and was voted by his teammates as the most valuable special teams performer. Credited with 11 tackles and two forced fumbles on the coverage units. Played in Super Bowl XXI. **1987:** Signed with San Francisco on October 8, after being waived by Denver on September 7, and played in eight games as a reserve. **1988:** Was claimed on

waivers by Seattle on October 14. Had missed the first six weeks on injured reserve with the 49ers. Played in nine games, making his first career starts at left inside linebacker. Had 41 tackles as Seattle won the AFC West, and added eight in the postseason at Cincinnati. **1989:** Began the season as a reserve but started 13-of-the-last-14 at left inside linebacker. Posted a career high 88 tackles, and had an interception and a fumble recovery. **1990:** Started the first eight games at middle linebacker and game nine at left outside linebacker before missing the rest of the season on injured reserve with a knee injury. Was the second leading tackler with 48 at the time of his injury.

**COLLEGE:** Two-year letterman. Winner of the Glenn Hawkins Sportsmanship Award as a senior in 1981. Played two seasons at Mesa Junior College in San Diego before enrolling at Arizona State. Majored in Business Administration.

**PERSONAL:** Attended San Diego High School in San Diego, lettering in football, basketball and track. College teammate of Seahawks defensive secondary coach Paul Moyer.

### COMEAX'S NFL RECORD

#### Defense

	Club	G/S	Int	Tackles	Sacks	FF	FR
1982	Denver	3/0	0	0	0.0	0	0
1983	Denver	14/0	0	0	0.0	0	0
1984	Denver	16/0	1	10	0.0	0	1
1985	Denver	11/0	0	6	0.0	0	0
1986	Denver	16/0	0	12	1.0	2	1
1987	San Francisco	8/0	0	14	0.0	0	0
1988	Seattle	9/6	1	41	0.0	0	0
1989	Seattle	16/13	1	91	0.0	0	1
1990	Seattle	9/9	0	48	1.0	1	0
1991	Seattle	16/11	0	69	0.5	4	0
<b>NFL TOTALS</b>		<b>118/39</b>	<b>3</b>	<b>291</b>	<b>2.5</b>	<b>7</b>	<b>3</b>

Totals include special teams statistics.

**Playoff Games Played/Started:** 1983 (Denver) - 1/0; 1984 (Denver) - 1/0; 1986 (Denver) - 3/0; 1987 (San Francisco) - 1/0; 1988 (Seattle) - 1/1; **Career-7/1.**



### 51 MARCUS COTTON LB

**Height:** 6-3      **Weight:** 233  
**College:** Southern California  
**NFL Experience:** 4th Year  
**How Acquired:** Plan B (Cleveland 1991)  
**1991 Games Played/Started:** 3/0  
**Career Games Played/Started:** 44/7  
**Birthdate:** August 11, 1966  
**Birthplace:** Los Angeles, CA  
**Residence:** Scottsdale, AZ

**1991:** Played the first three games as a reserve outside linebacker, missing the last 13 games on injured reserve with a knee injury. Credited with three special teams tackles. Signed with the Seahawks as a Plan B Free Agent on April 1.

**CAREER:** Was the first player chosen on the second round of the 1988 draft, the 28th overall, by the Atlanta Falcons. Played 34 games, starting 7, and was credited with 75 tackles and 14 sacks. Claimed on waivers by Cleveland in 1990 and played in the last seven games as a reserve. **1988:** Played in 11 games, starting five, and had 25 tackles and five sacks. **1989:** Played 16 games and led Atlanta in sacks with nine. **1990:** Played in seven-of-the-first-eight games with the Falcons before being waived on November 13. Claimed by the Cleveland Browns and played in seven games.

**COLLEGE:** Four-year letterman and three-year starter. Finished his career with 365 tackles, 38 sacks, 52 tackles for loss, five fumble recoveries, and one touchdown. First-team All-Pac-10 as a junior and second-team as a senior. Led the conference as a junior with 15 tackles for loss. Has 12 sacks as a senior, including four against Oregon State. Played in four bowl games, two Rose, Aloha, and Citrus, and was Defensive MVP of the Citrus Bowl. Played in the Japan and East-West games after his senior year. Also played basketball as a freshman and sophomore. Majored in Business Finance.

**PERSONAL:** Lettered in football and basketball at Castlemont High School in Oakland, California. Is the youngest of eight children.

### COTTON'S NFL RECORD

		Defense					
	Club	G/S	Int	Tackles	Sacks	FF	FR
1988	Atlanta	11/5	0	25	5.0	1	0
1989	Atlanta	16/1	0	33	9.0	1	0
1990	Atlanta	7/1	0	17	0.0	0	0
	Cleveland	7/0	0	3	0.0	0	0
1991	Seattle	3/0	0	3	0.0	0	0
<b>NFL TOTALS</b>		<b>44/7</b>	<b>0</b>	<b>81</b>	<b>14.0</b>	<b>2</b>	<b>0</b>

Totals include special teams statistics.



### 88 DAVID DANIELS WR

**Height:** 6-1      **Weight:** 190  
**College:** Penn State  
**NFL Experience:** 2nd Year  
**How Acquired:** Draft (2nd round 1991)  
**1991 Games Played/Started:** 16/0  
**Career Games Played/Started:** 16/0  
**Birthdate:** September 16, 1969  
**Birthplace:** Sarasota, FL  
**Residence:** Tallahassee, FL

**1991:** Played 16 games as a reserve wide receiver and special teams performer. Caught four passes for 38 yards, including two for 14 at Atlanta. Co-led in special teams tackles with 12, according to unofficial press box statistics. Recovered two fumbles on kickoff coverage, which set up 10 points. Chosen on the third round of the 1991 draft.


**COLLEGE:** Three-year letterman. Finished his career fourth all-time with 69 receptions for 1,222 yards, a 17.7 average, and nine touchdowns. Led the team in receiving in each of his last two years. Set career-highs in 1990 with 31 receptions and 538 yards. Caught 22 for 363 yards in 1989. Had four touchdown receptions each year. Closed out his career with seven receptions for a school bowl record 154 yards and one score against Florida State in the 1990 Blockbuster Bowl. Also had 119 yards on nine receptions and one score against Pittsburgh and five for 92 yards against Southern California that year. Caught three passes for 126 yards, including a 75-yard touchdown versus Temple as a junior. Majored in Administration of Justice.

**PERSONAL:** Sarasota Herald Tribune State Player of the Year in 1987 at Sarasota High School in Sarasota, Florida. Caught 62 passes for 1,246 yards and 16 touchdowns and had 11 interceptions in his career. Also an All-South track performer.

### DANIELS' NFL RECORD

		Receiving					
	Club	G/S	No	Yds	Avg	LG	TD
1991	Seattle	16/0	4	38	9.5	19	0





## 34 BRIAN DAVIS CB

**Height:** 6-2      **Weight:** 187  
**College:** Nebraska  
**NFL Experience:** 6th Year  
**How Acquired:** Waivers (Wash '90)  
**1991 Games Played/Started:** 16/2  
**Career Games Played/Started:** 54/17  
**Birthdate:** August 31, 1963  
**Birthplace:** Phoenix, AZ  
**Residence:** Scottsdale, AZ

**1991:** Played 16 games and started two, opening at right corner for an injured Patrick Hunter against the Los Angeles Rams after starting in a six-back alignment the week before at Atlanta. Returned an interception 40 yards for his first career touchdown at New Orleans. Was credited with 27 tackles and added five on special teams, according to unofficial press box statistics.

**CAREER:** Drafted on the second round in 1987 by the Washington Redskins. Claimed by the Seahawks on waivers from Washington on November 19, 1990. **1987:** Played in seven games missing weeks eight through 11 on injured reserve with a leg injury. Returned to play the last four games. Had his first career interception in the NFC Divisional Playoff and also picked one off in Super Bowl XXII against Denver. **1988:** Played in nine games, starting six. Missed the last four games on injured reserve. **1989:** Played 15-of-16 games, starting the first nine and had a career-high four interceptions, including one against the Seahawks in the season finale. **1990:** Played in the first seven games and was inactive for the eighth before being waived. Claimed by Seattle on November 19, and placed on injured reserve with a leg injury on the 21st, missing the remainder of the season.

**COLLEGE:** Lettered two seasons at Nebraska after transferring from Glendale Community College. Second-team All-Big 8 as a senior. Returned his only interception as a senior for a touchdown. Ended his two seasons with 53 tackles, three interceptions, and a fumble recovery. Played in the Fiesta Bowl and Sugar Bowl at Nebraska and in the Japan Bowl after graduation. Walked-on at Glendale Community College. Majored in Business Administration.

**PERSONAL:** Played one season of football and lettered in wrestling at Cortez High School in Phoenix, Arizona. Worked for two years after high school before enrolling in junior college. Brian and his wife, Vicki, live in Scottsdale, Arizona.

### DAVIS' NFL RECORD

#### Defense


	Club	G/S	Int	Tackles	Sacks	FF	FR
1987	Washington	7/0	0	5	0.0	0	1
1988	Washington	9/6	1	26	0.0	1	0
1989	Washington	15/9	4	59	0.0	0	0
1990	Washington	7/0	0	8	0.0	0	0
	Seattle		Injured Reserve				
1991	Seattle	16/2	1	32	0.0	0	0
<b>NFL TOTAL</b>		<b>54/17</b>	<b>6</b>	<b>130</b>	<b>0.0</b>	<b>1</b>	<b>1</b>

Totals include special teams statistics.

**Playoff Games Played/Started:** 1987 (Washington) - 3/0.

## FOUR QUARTERBACKS

In 1991, the Seahawks used a franchise record four starting quarterbacks. Dave Krieg started nine games, Jeff Kemp five, and Kelly Stouffer and Dan McGwire each started once.




## 23 HARLAN DAVIS CB

Height: 6-0                      Weight: 191  
College: Tennessee  
NFL Experience: 1st Year  
How Acquired: Draft (5th round 1991)  
1991 Games Played/Started: 0/0  
Career Games Played/Started: 0/0  
Birthdate: August 4, 1967  
Birthplace: Metairie, LA  
Residence: Knoxville, TN

**1991:** Spent the first 15 weeks on the practice squad before being activated for the Los Angeles Rams game, but did not play. Fifth-round draft choice of the Seahawks in 1991.

**COLLEGE:** Played two seasons at Tennessee after transferring from Taft Junior College. Played both cornerback and wide receiver for the Volunteers. Had one reception for 14 yards and three tackles in 1990. Played in five games as a junior. Also lettered in track as a sprinter in the 55-meter, 100-meter, and 200-meter dashes. Won the Southeast Conference 100-meter dash in 1991, and was sixth in the 1990 SEC 200-meter dash. Finished fourth at the TAC national meet in the 100-meters and was fifth in the quarter finals in qualifying for the 100 at the 1988 Olympic Trials. Competed in football and track at Taft Junior College. Caught 21 passes for 421 yards and four scores in 1987. Ran a 10.34 100-meters, 20.34 200-meters, and 46.06 400-meters. Physical Education major.

**PERSONAL:** Football and track letterman at East Jefferson High School in Metairie, Louisiana.



## 33 DEDRICK DODGE S

Height: 6-2                      Weight: 184  
College: Florida State  
NFL Experience: 2nd Year  
How Acquired: Free Agent (1991)  
1991 Games Played/Started: 11/0  
Career Games Played/Started: 11/0  
Birthdate: June 14, 1967  
Birthplace: Neptune, NJ  
Residence: Orlando, FL

**1992:** Loaned to the London Monarchs of the World League and started all 10 games at free safety and was a first-team All-World League selection. Credited with 62 tackles and three interceptions.

**CAREER:** Originally signed with Seattle as a free agent on May 1, 1990, and was waived on August 29 after playing in four preseason games. **1991:** Played the last 11 games with the Seahawks as a reserve free safety and special teams performer. Credited with seven special teams tackles, including a team-high four inside the 20 on kickoff coverage. Signed with the Seahawks as a free agent on August 13 and was waived on August 26. Re-signed to the practice squad and added to the active roster on October 5. Started all 12 games in 1991 with the World League champion London Monarchs. Second-team All-World League pick after intercepting a team-high six passes. Returned two for touchdowns. Fifth-round draft choice by London.

**COLLEGE:** Four-year letterman and two-year starter. Finished his career with 171 tackles and 10 interceptions. Had a career-high 85 tackles as a senior, along with one interception. He and teammate Deion Sanders co-led the team in interceptions as juniors with five. Scored on an interception return against Louisiana State. Redshirted in 1985. Criminology Major.

**PERSONAL:** Lettered in football as a wide receiver at both East Brunswick High in East Brunswick, New Jersey, and Mulberry High in Mulberry, Florida.

### DODGE'S NFL RECORD

Club	G/S	Defense			Sacks	FF	FR
		Int	Tackles				
1991 Seattle	11/0	0	7	0.0	0	0	

Totals include special teams statistics.



## 54 GRANT FEASEL C

**Height:** 6-7      **Weight:** 294  
**College:** Abilene Christian  
**NFL Experience:** 8th Year  
**How Acquired:** Free Agent (1987)  
**1991 Games Played/Started:** 15/15  
**Career Games Played/Started:** 95/54  
**Birthdate:** June 28, 1960  
**Birthplace:** Barstow, CA  
**Residence:** Rockwall, TX

**1991:** Started the first 15 games at center. Missed the Los Angeles Rams game on injured reserve with a knee injury suffered at Atlanta. His miss snapped a consecutive streak of 73 games played and 47 started.

**CAREER:** Originally drafted on the sixth-round by the Baltimore Colts in 1983. Can snap on both punts and placekicks. **1983:** Played 11 games with the Colts. **1984:** Played one game before being waived on October 10. Signed with the Minnesota Vikings as a free agent on October 21 and played eight games, starting three. **1985:** Missed the entire season on injured reserve with a preseason knee injury. **1986:** Missed the first 11 games on injured reserve with a knee injury. Activated for one game, November 23, at Cincinnati and was waived on November 28. **1987:** Signed with the Seahawks as a free agent on February 20. Played in 12 games, starting two, at center. Opened the last two regular season games and the AFC Wild Card Game at Houston for Blair Bush. **1988:** Played in 16 games starting two. **1989:** Started all 16 games at center. Did not miss an offensive play all season. **1990:** Started all 16 games.

**COLLEGE:** Four-year letterman and three-year starter. Associated Press First-Team Division II All-America choice as a senior. First-team All-Lone Star Conference and was voted the conference's lineman of the year. Three-time academic all-conference choice and second-team Academic All-America as a senior. Majored in Pre-Med and has been admitted to Baylor University's College of Medicine.

**PERSONAL:** Attended Barstow High in Barstow, California, lettering in football, wrestling, and baseball. Grant and his wife, Cyndy, have a son, Sean, and a daughter, Sarah.

**Additional Statistics:** Pass Receiving, 1 for 5 yards in 1989.

**Career Games Played/Started:** 1983 (Baltimore) - 11/0; 1984 - 9/3 (Indianapolis 1/0 and Minnesota 8/3); 1985 (Minnesota) - IR; 1986 (Minnesota) - 0/0; 1987 (Seattle) - 12/2; 1988 (Seattle) - 16/2; 1989 (Seattle) - 16/16; 1990 (Seattle) - 16/16; 1991 (Seattle) - 15/15; **Career - 95/54.**

**Playoff Games Played/Started:** 1987 (Seattle) - 1/1; 1988 (Seattle) - 1/0; **Career - 2/1.**

## LEADING TACKLER

Terry Wooden's 100 tackles in 1991 made him the first linebacker to lead the Seahawks in tackles since 1987.



## 18 STAN GELBAUGH QB

**Height:** 6-3      **Weight:** 207  
**College:** Maryland  
**NFL Experience:** 4th Year  
**How Acquired:** Plan B (Phoenix 1992)  
**1991 Games Played/Started:** 6/3  
**Career Games Played/Started:** 7/3  
**Birthdate:** December 4, 1962  
**Birthplace:** Carlisle, PA  
**Residence:** Poolesville, MD

**1992:** Signed as a Plan B Free Agent on February 13. Played the 1992 season with the London Monarchs of the World League on loan after signing with the Seahawks. Played 10 games, starting 9. Completed 147-of-279 passes for 1,966 yards with 11 touchdowns and 12 interceptions. Ranked seventh in the league with a 70.6 quarterback rating. Set a league record with a 98-yard completion to Sean Foster against Frankfurt.

**CAREER:** Veteran quarterback who has played in the NFL, World League, and Canadian Football League. **1986:** Drafted on the sixth round by the Dallas Cowboys and waived on August 18. Signed with the CFL's Saskatchewan Roughriders as a free agent punter. Averaged 40.2 yards on 45 punts in five games before being waived on October 7. Signed with the Buffalo Bills on November 16. Active for five games, but did not play. **1987:** Missed the entire season on injured reserve with an elbow injury. **1988:** Active for three games with the Bills, but did not play. **1989:** Played in one game. Was waived three times and re-signed twice during the season. **1990:** Signed as a free agent by the Cincinnati Bengals on March 6, but was waived prior to the start of the season. **1991:** Played 10 games, starting nine, with the London Monarchs of the World League. Led London to the World Bowl title and earned league Most Valuable Player honors. Had five 300-yard passing games and finished the season as the league's top-rated passer with a 92.8 rating. Signed with the Hamilton Tiger-Cats of the CFL on July 29 and was waived in August. Signed with the Kansas City Chiefs on August 12 and was waived on the 19th.

**COLLEGE:** Spent his first three seasons as a reserve behind current NFL quarterbacks Boomer Esiason and Frank Reich. Started as a senior and set a school record with 48 attempts against Penn State in his first game. Finished his career completing 251-of-454 attempts (55.3 percent) for 3,659 yards, with 20 touchdowns and 18 interceptions. Graduated with a degree in Marketing.

**PERSONAL:** Lettered in football, basketball, and track at Cumberland Valley High School in Cumberland Valley, Pennsylvania. Stan and his wife, Carole, have a son, Paul.

### GELBAUGH'S NFL RECORD

#### Passing

Year	Club	G/S	Att	Cmp	Yds	Pct	TD	Int	LG	T/Y
1986	Buffalo	0/0	0	0	0	0.0	0	0	0	0/0
1987					Injured Reserve					
1988	Buffalo	0/0	0	0	0	0.0	0	0	0	0/0
1989	Buffalo	1/0	0	0	0	0.0	0	0	0	0/0
1990					Did Not Play					
1991	Phoenix	6/3	118	61	674	42.9	3	10	34	10/94
<b>NFL TOTALS</b>		<b>7/3</b>	<b>118</b>	<b>61</b>	<b>674</b>	<b>42.9</b>	<b>3</b>	<b>10</b>	<b>34</b>	<b>10/94</b>

**Additional Statistics:** Rushing, 1 attempt for -3 yards in 1989; 9 attempts for 23 yards, 13 long in 1991.



## 22 NESBY GLASGOW S

**Height:** 5-10      **Weight:** 187  
**College:** Washington  
**NFL Experience:** 14th Year  
**How Acquired:** Free Agent (1988)  
**1991 Games Played/Started:** 16/1  
**Career Games Played/Started:** 192/147  
**Birthdate:** April 15, 1957  
**Birthplace:** Los Angeles, CA  
**Residence:** Redmond, WA

**1991:** Played in 16 games as a reserve safety. Started at Atlanta in a six-back alignment. Credited with 47 tackles, two-and-a-half sacks, two forced fumbles and a fumble recovery on defense, according to unofficial press box statistics. Added nine special teams tackles.

**CAREER:** Originally drafted on the eighth-round in 1979 by the Baltimore Colts. Played 128 games, starting 114 over the next nine seasons. Was waived by the Colts on August 4, 1988, and signed with the Seahawks as a free agent on August 9. Totals 1,164 tackles and nine-and-a-half sacks. Can play both strong and free safety. Has 273 tackles, 4.5 sacks, and 7 fumble recoveries with Seattle. **1979:** Played in 16 games, starting the last four at free safety. Ranked fifth in the AFC with a 22.5 kickoff return average. Set a team record of 44 punt returns and had a 75-yard touchdown return against New England. His combined return yardage total of 1,473 led the AFC. **1980:** Started all 16 games, 15 at free safety and one at right cornerback. Second-leading tackler with 117. Led team in both punt (8.1) and kickoff (22.5) return average. **1981:** Played 14 games starting 13, 10 at free safety and three at left cornerback. Led team in tackles with 102. **1982:** Started nine games, the first two at strong safety and the last seven at free safety. Led team in tackles with 66. **1983:** Played 16 games, starting 15. Led team in tackles, for the third straight season with 97. **1984:** Started 16 games at free safety. Third on the team with a career-high 134 tackles. **1985:** Started 16 games at strong safety and had 98 tackles. **1986:** Started 14 games, 12 at strong safety and two at free safety. Missed a game at Miami on September 14 which snapped a streak of 58 straight played and 47 started. **1987:** Started 11 games, missing the season finale against Tampa Bay with an ankle injury. Had 76 tackles. **1988:** Played 16 games and the AFC Divisional Playoff at Cincinnati for the Seahawks. Had signed with Seattle as a free agent on August 9 after being waived by the Colts. **1989:** Won the starting job at strong safety and opened all 16 games. Set a new team record with five fumble recoveries, including one he returned for a touchdown at Kansas City. Finished the season third on the team in tackles with 97, according to unofficial press box statistics. Added seven more on special teams. **1990:** Played in 16 games starting the last 13. Led Seahawks in tackles with 83, including six tackles for loss.

**HONORS:** **1990,** Byron "Whizzer" White Award nominee; Seattle Post-Intelligencer Sports Star of the Year nominee.

**COLLEGE:** Four-year letterman. First-team All Pac-8 and All-West Coast selection as both a junior and senior. Team co-captain as a senior. Had a key interception late in the Rose Bowl as a junior. Led the conference in punt returns as a senior with a 9.2 yard average. Ended his career with 169 tackles and five interceptions. Played in the Hula and Senior Bowls. Named as a cornerback on the All-Time Team for 100 Years of Husky Football in 1990.

**PERSONAL:** Attended Gardena High School in Gardena, California, lettering in football and track. Nesby, and his wife, Dona, have three children, Nesby, Brandon and Nicole.

## GLASGOW'S NFL RECORD

	Club	Interceptions			Avg	LG	TD
		G/S	No	Yds			
1979	Baltimore	16/4	1	-1	-1.0	-1	0
1980	Baltimore	16/16	4	65	16.3	29	0
1981	Baltimore	14/13	2	35	17.5	31	0
1982	Baltimore	9/9	0	0	0.0	0	0
1983	Baltimore	16/15	3	35	11.7	18	0
1984	Indianapolis	16/16	1	8	8.0	8	0
1985	Indianapolis	16/16	0	0	0.0	0	0
1986	Indianapolis	14/14	0	0	0.0	0	0
1987	Indianapolis	11/11	1	0	0.0	0	0
1988	Seattle	6/0	2	19	9.5	19	0
1989	Seattle	16/16	0	0	0.0	0	0
1990	Seattle	16/16	0	0	0.0	0	0
1991	Seattle	16/1	1	28	28.0	28	0
<b>NFL TOTALS</b>		<b>192/147</b>	<b>15</b>	<b>189</b>	<b>12.6</b>	<b>31</b>	<b>0</b>

Totals include special teams statistics.

**Additional Statistics:** Punt Returns, 44-352, 8.0 average, 1 TD in 1979; 23-187, 8.1 average in 1980; 4-24, 6.0 average in 1982; 1-9 in 1983; 7-79, 11.3 average, in 1984; **79-651, 8.2 average 1 TD, career.** Kickoff Returns, 50-1,126, 22.5 average in 1979; 33-743, 22.5 average in 1980; 1-35 in 1981; 85-1,904, 22.7 average, career. Tackles, 53 in 1979; 149 in 1980; 116 in 1981; 103 in 1982; 97 in 1983; 134 in 1984; 90 in 1985; 80 in 1986; 76 in 1987; 26 in 1988; 104 in 1989; 83 in 1990; 56 in 1991; **1,164, career.** Sacks, 1.0 in 1981; 1.0 in 1983; 2.0 in 1985; 1.0 in 1987; 2.0 in 1990; 2.5 in 1991; **9.5, career.**

**Playoff Games Played/Started:** 1987 (Indianapolis) - 1/0; 1988 (Seattle) - 1/0; **Career - 2/0.**



<b>79 JACOB GREEN</b>	<b>DE</b>
Height: 6-3	Weight: 263
College: Texas A&M	
NFL Experience: 13th Year	
How Acquired: Draft (1st round 1980)	
1991 Games Played/Started: 16/16	
Career Games Played/Started: 178/176	
Birthdate: January 21, 1957	
Birthplace: Pasadena, TX	
Residence: Fulsher, TX	

**1991:** Defensive captain as elected by teammates. Started 16 games at left end. Credited with 56 tackles, 11 tackles for loss, six sacks, and two fumble recoveries, according to unofficial press box statistics. Had two sacks at New Orleans. Intercepted his third career pass against Indianapolis.

**CAREER:** Fixture at left defensive end since being selected by the Seahawks on the first round of the 1980 college draft with the tenth pick. Seattle traded their first-round (the 16th pick) and third-round 1980 draft choices to the Buffalo Bills in order to move up. Since 1982, when the National Football League started keeping sacks as an official statistic, he is tied for fourth with 97.5, equaling Dexter Manley's total. The New York Giants Lawrence Taylor ranks first with 121.5, followed by the Philadelphia Eagles Reggie White with 110.0 and the Chicago Bears Richard Dent with 103.5. Green is the Seahawks all-time leader in sacks (116.0), opponent fumble recoveries (17), and forced fumbles (28), and ranks second to Steve Largent in both games played (178) and games started (176). Green holds six-of-the-top-seven single season team sack totals and has 34 games with multiple sacks (1.5 or more). His 718 tackles rank him second all-time behind Keith Butler (813) and has three interceptions. He has scored four touchdowns in his career,



two on interception returns and two on fumble recoveries, and has played in two Pro Bowls, after the 1986 and 1987 seasons. Voted by his teammates as the defensive captain from 1988 through 1991. **1980:** Played 14 games, starting 13, at left end in a 4-3 defense. Led team with six sacks and was a consensus all-rookie choice. **1981:** Started 16 games and set a team record with 12 sacks. Had four games with two sacks. **1982:** Co-led team with three sacks while starting nine games. Took over career lead in sacks with 21. **1983:** First season playing left end in a 3-4 defense. Started 16 games and set team record with 16 sacks, finishing second in the AFC. Totaled a single-game record 3.5 against the Los Angeles Raiders. Recorded the NFL's longest interception return with a 73-yard touchdown at Cleveland. Started all three postseason games and had 12 tackles. **1984:** Started 16 games and finished second on the team with 13 sacks, the first time in his career that he had not led the team. Equaled a team record with four fumble recoveries. Started both postseason games and had 12 tackles. Credited with 9 tackles, including a playoff record 2.5 sacks, versus the Los Angeles Raiders in the wild card game. **1985:** Started 16 games and finished tied for second in the AFC with 13.5 sacks. Had 8.5 sacks in the last four games. Scored two touchdowns, one a 79-yard fumble return at the New York Jets and the second on a 19-yard interception return at New Orleans. Credited with a career-high 92 tackles, a total bettered by only one other defensive lineman in team history. **1986:** Started 16 games and earned his first Pro Bowl berth. Led team with 12 sacks, finishing sixth in the AFC. Set a new team record with four sacks against the New York Giants and also had a single-game best 12 tackles. **1987:** Earned starting status in the Pro Bowl. Ranked third in the AFC with 9.5 sacks while starting 12 games. Also started the AFC Wild Card Game at Houston. **1988:** Defensive captain. Started 16 games at left end along with the AFC Divisional Playoff Game at Cincinnati. Led team in sacks with nine and scored the fourth touchdown of his career with an end zone fumble recovery against Kansas City. **1989:** Defensive captain. Played 15 games, starting 14. Missed the Cleveland game due to an injury, the first game missed due to injury since his rookie season. Did not start at Philadelphia as the Seahawks had to open in a goal line defense. **1990:** Defensive captain. First season since 1982 playing left end in a 4-3 defense. Team leader in sacks with 12.5, a total that ranked fourth in the AFC. Credited with 60 tackles, his highest

total since 1986. Winner of the Steve Largent Award, which goes to the player who best exemplifies the qualities of former Seahawks wide receiver Steve Largent. Also the Seahawks NFL Man of the Year nominee for his work in the community.

**HONORS:** **1980**, First-team All-Rookie (*Sporting News*, *Pro Football Writers*, *Pro Football Weekly*, *Football Digest*). **1983**, Second-team All-AFC (UPI). **1984**, First-team All-NFL (*Sporting News*); Second-team All-NFL (NEA); AFC Pro Bowl first alternate. **1985**, First-team All-NFL (*Football News*); Second-team All-AFC (UPI); AFC Pro Bowl first alternate. **1986**, AFC Pro Bowl squad; *Seattle P-I Sports Star of the Year* nominee. **1987**, AFC Pro Bowl Starter; First-team All-AFC (*Pro Football Weekly*, UPI, *Football News*); Miller Beer NFL Lineman of the Year National Finalist. **1988**, Defensive Captain; AFC Pro Bowl first alternate; Tums NFL Neutralizer for September. **1989**, Defensive Captain. **1990**, Defensive Captain; Steve Largent Award; Seahawks NFL Man of the Year; All-Madden Team.

**COLLEGE:** First-team All-America pick by AP and The Walter Camp Foundation. Second-team All-America by UPI and College and Pro Football Newsweekly. Third-team All-America by Football News. AP All-America Strength team. First-team All-Southwest Conference by AP, UPI and Players in 1978 and 1979. Chosen for East-West game and Japan Bowl. Defensive MVP in East-West game. Finished career with 283 tackles, including 38 sacks. Had 20 sacks as a senior and 134 total tackles. Forced 12 fumbles and recovered six in his career. Three-year letterman. Physical Education major.

**PERSONAL:** Attended Kashmere High in Houston, Texas, where he lettered in football, basketball and baseball. Worked as a volunteer for the American Heart Association, Junior Achievement, Veterans' Hospital and United Cerebral Palsy. Guest conducted the Bellevue Philharmonic in 1991. Has served as the honorary chairman of the Seattle Boys and Girls Club Steak and Burger Night the last five years. Hosts an annual celebrity golf tournament to benefit a number of Seattle-area charities, including the Fred Hutchinson Cancer Research Center. Jacob, and his wife, Janet, have three daughters, Janelle, Jessica, and Jillian.

### GREEN'S NFL RECORD

#### Defense

	Club	G/S	Int	Tackles	Sacks	FF	FR
1980	Seattle	14/13	0	58	6.5	0	0
1981	Seattle	16/16	0	74	12.0	6	1
1982	Seattle	9/9	0	36	3.0	1	0
1983	Seattle	16/16	1	61	*16.0	1	2
1984	Seattle	16/16	0	69	13.0	4	4
1985	Seattle	16/16	1	92	13.5	*7	2
1986	Seattle	16/16	0	64	12.0	1	1
1987	Seattle	12/12	0	48	9.5	3	1
1988	Seattle	16/16	0	54	9.0	1	2
1989	Seattle	15/14	0	47	3.0	1	1
1990	Seattle	16/16	0	60	12.5	3	1
1991	Seattle	16/16	1	55	6.0	0	2
<b>NFL TOTALS</b>		<b>178/176</b>	<b>3</b>	<b>718</b>	<b>*116.0</b>	<b>*28</b>	<b>*17</b>


Totals include special teams statistics.

\* Team Record

**Additional Statistics: Interceptions**, 1 for 73 yards and a TD in 1983; 1 for 19 yards and a TD in 1985. **Scoring**, 2 TDs on interception return (1983, 1985), 2 on fumble returns (1985 and 1988). **Blocked Kicks**, 1 PAT in 1986; 1 FG in 1985; 1 FG in 1988; 1 PAT in 1989.

**Playoff Games Played/Started:** 1983 (Seattle) - 3/3; 1984 (Seattle) - 2/2; 1987 (Seattle) - 1/1; 1988 (Seattle) - 1/1; **Career** - 7/7.





## 29 DWAYNE HARPER CB

**Height:** 5-11      **Weight:** 174  
**College:** South Carolina State  
**NFL Experience:** 5th Year  
**How Acquired:** Draft (11th round (b) '88)  
**1991 Games Played/Started:** 16/16  
**Career Games Played/Started:** 64/46  
**Birthdate:** March 29, 1966  
**Birthplace:** Orangeburg, SC  
**Residence:** Columbia, SC

**1991:** Started 16 games at left cornerback and earned first-team All-NFL honors from *Sports Illustrated*. Second leading interceptor with a career-high four. Picked off two against the New York Jets and one each at New Orleans and in the second Denver game. Posted 69 tackles, according to unofficial press box statistics. Had 10 tackles, along with a forced fumble, at Cincinnati.

**CAREER:** Second of two choices on the eleventh round of the 1988 draft. Has been the starter at left cornerback since the 1989 season. Has not missed a game due to injury in his career. Totals nine interceptions and 223 tackles. **1988:** Played 16 games and started at San Diego. Credited with 34 tackles and had a sack at New England. **1989:** Played 16 games, starting 13. Totaled 45 defensive tackles and four on special teams. Had the first two interceptions of his career. **1990:** Started 16 games and co-led in interceptions with three. Also had a career-best 71 tackles, according to unofficial press box statistics.

**HONORS:** **1991**, First-team All-NFL (*Sports Illustrated*).


**COLLEGE:** First-team All-Mid-Eastern Conference selection for four consecutive seasons. Finished his career with 11 interceptions, including eight as a senior. His single season total equalled the MEAC record, held by four players, including former Pittsburgh Steelers safety Donnie Shell. Had 216 career tackles. Graduated with a degree in Marketing.

**PERSONAL:** Attended Orangeburg-Wilkinson High in Orangeburg, South Carolina, lettering in football, basketball, and track. Is active with the American Cancer Society.

### HARPER'S NFL RECORD

#### Defense

	Club	G/S	Int	Tackles	Sacks	FF	FR
1988	Seattle	16/1	0	34	1.0	0	1
1989	Seattle	16/13	2	49	0.0	0	1
1990	Seattle	16/16	3	71	0.0	1	0
1991	Seattle	16/16	4	69	0.0	1	0
<b>NFL TOTALS</b>		<b>64/46</b>	<b>9</b>	<b>223</b>	<b>1.0</b>	<b>2</b>	<b>2</b>



## 78 ERIC HAYES DT

**Height:** 6-3      **Weight:** 296  
**College:** Florida State  
**NFL Experience:** 3rd Year  
**How Acquired:** Draft (5th round 1990)  
**1991 Games Played/Started:** 5/3  
**Career Games Played/Started:** 21/3  
**Birthdate:** November 12, 1967  
**Birthplace:** Tampa, FL  
**Residence:** Bellevue, WA

**1991:** Won the starting job at left defensive tackle in training camp and started the first three games before injuring a knee and playing as a reserve the next two games. Re-injured the knee versus the Indianapolis Colts and missed the remainder of the season on

injured reserve after undergoing surgery. Was credited with 11 tackles, according to unofficial press box statistics. Recovered a fumble at New Orleans.

**CAREER:** Seahawks fifth-round draft choice in 1990, the same draft in which Cortez Kennedy was the first-round choice. **1990:** Played in all 16 games as a reserve rotating at defensive tackle and end. Credited with 16 tackles, according to unofficial press box statistics.

**COLLEGE:** First-team All-Southern Independent choice as a senior and sophomore. Four-year letterman and three-year starter. Had 74 tackles and a career-high six sacks as a senior. Recorded three sacks against Auburn. Had five tackles, including one for a loss, in a 24-10 win over Miami. Recorded a career-high 79 tackles in 1988 and had six tackles for loss and four sacks. Had 22 tackles against Furman. Credited with 235 career tackles, including 17 for loss and 12 sacks. Also caused six fumbles and recovered six. Redshirted in 1985. Majored in Political Science and English.

**PERSONAL:** Attended King High School in Tampa, Florida. A cousin, Felton, played linebacker at Florida State, 1984-88.

### HAYES' NFL RECORD

		Defense					
	Club	G/S	Int	Tackles	Sacks	FF	FR
1990	Seattle	16/0	0	16	0.0	1	0
1991	Seattle	5/3	0	11	0.0	0	1
<b>NFL TOTALS</b>		<b>21/3</b>	<b>0</b>	<b>27</b>	<b>0.0</b>	<b>1</b>	<b>1</b>

Totals include special teams statistics.



### 66 ANDY HECK

T

Height: 6-6

Weight: 298

College: Notre Dame

NFL Experience: 4th Year

How Acquired: Draft (1st round 1989)

1991 Games Played/Started: 16/16

Career Games Played/Started: 48/41

Birthdate: January 1, 1967

Birthplace: Fargo, ND

Residence: Bellevue, WA

**1991:** Started 16 games at left tackle and did not miss an offensive snap all season.

**CAREER:** Drafted by the Seahawks on the first round in 1989, the fifteenth player taken overall. Was the first offensive lineman chosen by Seattle in the first round since 1977. **1989:** Played 16 games, starting nine, eight at left tackle and one at tight end. Opened the first two games at tackle before playing as a reserve the next seven games. Only the second rookie offensive lineman to start the season opener. First was Edwin Bailey in 1981. Returned to the starting lineup for the last seven games, although he started at tight end in a two tight end alignment at Cincinnati before moving over to tackle. **1990:** Started 16 games and missed only nine plays all season.


**HONORS:** **1989**, *First-team All-Rookie (Pro Football Weekly, Football Digest, College and Pro Football Newsweekly, UPI, Pro Football Writers).*

**COLLEGE:** Four-year letterman who was converted from tight end in the spring prior to his senior season. Earned first-team All-America honors as selected by The Sporting News, Associated Press, United Press International, and Football News. Team co-captain on a national championship team as a senior. Started every game at tight end as a junior, catching five passes for 57 yards. In three seasons at tight end had 16 receptions for 155

yards, and two touchdowns. Selected to play in the Japan Bowl. Graduated with a degree in American Studies.

**PERSONAL:** Lettered in football, basketball, and track at W.T. Woodson High School in Fairfax, Virginia. His father played football at North Dakota State. Andy's wife, Jennifer, is an elementary school teacher in Seattle. Organized the King County Boys and Girls Club Seahawks Football Camp in the offseason.

**Career Games Played/Started:** 1989 (Seattle) - 16/9; 1990 (Seattle) - 16/16; 1991 (Seattle) - 16/16; **Career - 48/41.**



## 82 RON HELLER TE

**Height:** 6-3      **Weight:** 242  
**College:** Oregon State  
**NFL Experience:** 5th Year  
**How Acquired:** Free Agent (1992)  
**1991 Games Played/Started:** 0/0  
**Career Games Played/Started:** 60/32  
**Birthdate:** September 18, 1963  
**Birthplace:** Grass Valley, CA  
**Residence:** Kirkland, WA

**1992:** Signed by the Seahawks as a free agent on March 10. Did not play football in 1991 after being waived by the Seahawks on August 26.

**CAREER:** Originally signed as a free agent by the Dallas Cowboys after the 1986 draft. Was then waived and signed by the San Francisco 49ers, where he spent that season on injured reserve with a preseason neck injury. Played in 29 games, with 14 starts over the next two seasons for the 49ers catching 26 passes for an 11.7 average and three touchdowns. Signed with Atlanta as a Plan B Free Agent on March 14, 1989, and played 15 games, starting 13. Signed with the Seahawks as a Plan B Free Agent on March 5, 1990. **1986:** Missed the entire season on injured reserve with a preseason neck injury. **1987:** Played 13 games, starting six, and caught 12 passes for 165 yards and three touchdowns. **1988:** Played 16 games starting eight. Played in the 49ers' Super Bowl XXIII win over Denver. Had 14 receptions in the regular season and three more in the postseason. **1989:** Played 15 games, starting 13, for Atlanta. Set career highs for receptions and yards with 33 for 324 and scored one touchdown. Single-game best of six receptions came against Detroit and of 57 yards versus San Francisco. **1990:** Played in 16 games, starting five, for the Seahawks. Caught 13 passes 157 yards, a 12.1 average, and one touchdown. Contributed six tackles on special teams, including four inside the opponent's 20 yard line on kickoff coverage.

**COLLEGE:** Four-year letterman. Played nose guard and linebacker his first three years before switching to tight end as a senior. Caught 14 passes for 176 yards. Majored in Business Education.

**PERSONAL:** Football, basketball, and track letterman at Clark Fork High School in Clark Fork, Idaho. Graduating class was 17 students. Ron, and his wife, Connie, have a daughter, Alexandra.

## KASAY CONNECTS

Rookie kicker John Kasay set or tied four records in 1991. His 25 field goals broke the old mark of 23 and his 13 straight field goals set another. He tied marks with a 54-yard field goal against San Diego and, along with a 51-yarder in the that same game, became the second Seattle kicker and 23rd in league history to have two 50-plus yard field goals in the same game.

## HELLER'S NFL RECORD

Year	Club	Receiving					
		G/S	No	Yds	Avg	LG	TD
1986	San Francisco			Injured Reserve			
1987	San Francisco	13/6	12	165	13.8	39	3
1988	San Francisco	16/8	14	140	10.0	22	0
1989	Atlanta	15/13	33	324	9.8	30	1
1990	Seattle	16/5	13	157	12.1	23	1
1991				Did Not Play			
<b>NFL TOTALS</b>		<b>60/32</b>	<b>72</b>	<b>786</b>	<b>10.9</b>	<b>39</b>	<b>5</b>

**Playoff Games Played/Started:** 1987 (San Francisco) -1/0; 1988 (San Francisco) - 3/0; **Career - 4/0.**

## SINGLE GAME HIGHS

### Receiving

**Most Receptions:** 6, vs. Detroit 12/24/89

**Most Yards:** 57, vs. San Francisco 12/3/89

**Longest Reception:** 39, vs. New Orleans 10/25/87 (TD)

**Most Touchdowns:** 1, 5 Times (Last: at Denver 9/23/90)



## 16 RUSTY HILGER QB

**Height:** 6-4

**Weight:** 209

**College:** Oklahoma State

**NFL Experience:** 6th Year

**How Acquired:** Plan B (Indianapolis '92)

**1991 Games Played/Started:** 1/0

**Career Games Played/Started:** 23/14

**Birthdate:** May 9, 1962

**Birthplace:** Oklahoma City, OK

**Residence:** Oklahoma City, OK

**1992:** Signed as a Plan B Free Agent on April 1. Went to camp with the Indianapolis Colts in 1991 and was waived on August 20. Signed with the Seahawks as a free agent on September 4 and was on the inactive list for weeks 2-4 before being waived on September 25. Re-signed with Indianapolis as a free agent on October 26. On the roster for nine games, was active for two, and played in game 15 against Buffalo.

**CAREER:** Veteran quarterback who makes his third appearance with the Seahawks. Originally a sixth-round 1985 draft choice of the Los Angeles Raiders, who were coached by current Seahawks President/Head Coach Tom Flores. Signed with the Seahawks as a free agent in 1990 and 1991. Also played with the Detroit Lions in 1989 and the Indianapolis Colts in 1990 and 1991. **1985:** Played in four games as a reserve and threw a two-yard touchdown pass at New England. **1986:** Played two games. Had a touchdown pass and a 54-yard completion against Indianapolis. **1987:** Began the season starting the first two games and three-of-four after the strike. Played the rest of the season as a reserve. Had a single-game high of 277 yards at New England and completed 20 passes at Detroit. **1988:** Signed with the Detroit Lions as a free agent on October 4 after being waived by the Raiders on August 30. Played in the last 11 games, starting nine-of-the-last-10. Named Lions' MVP on offense completing 126-of-306 passes for 1,558 yards, with 7 touchdowns and 12 interceptions. **1989:** Did not play football after being waived by the Lions on September 5. **1990:** Went to camp with the Seahawks after signing as a free agent on July 21. Was waived on August 28. Signed with the Indianapolis Colts on October 31 and was active for the last nine games, but did not play.

**COLLEGE:** Ranked as the school's all-time leading passer and holder of nine school records. Included was most yards (3,982),

touchdown passes (24), and single-season passing yards (2,048 as a senior). Voted Most Valuable Player of the 1983 Bluebonnet Bowl and 1984 Gator Bowl. Passed for the game-winning touchdown on the final minute in the Gator Bowl. Also started the Independence Bowl in 1981. Missed most of the 1982 season with an injury. Second-team All-Big 8 choice as a senior and played in the East-West Shrine Game. Majored in Physical Education.

**PERSONAL:** Three-year football and baseball letterman at Southeast High School in Oklahoma City, Oklahoma. Rusty is married to top fuel drag racer Lori Johns.

### HILGER'S NFL RECORD

Year	Club	G/S	Passing							
			Att	Cmp	Yds	Pct	TD	Int	LG	T/Y
1985	L.A. Raiders	4/0	13	4	54	30.8	1	0	29	3/32
1986	L.A. Raiders	2/0	38	19	266	50.0	1	1	54	3/22
1987	L.A. Raiders	5/5	106	55	706	51.9	2	6	49	12/80
1988	Detroit	11/9	306	126	1558	41.2	7	12	56	31/251
1989			Did Not Play							
1990	Indianapolis	0/0	0	0	0	0.0	0	0	0	0/0
1991	Indianapolis	1/0	1	0	0	0.0	0	0	0	0/0
<b>NFL TOTALS</b>		<b>23/14</b>	<b>464</b>	<b>204</b>	<b>2584</b>	<b>44.0</b>	<b>11</b>	<b>19</b>	<b>56</b>	<b>49/385</b>

**Additional Statistics:** Rushing, 3 for 8 yards, 2.7 average, 4 long, 0 touchdowns in 1985; 6 for 48 yards, 8.0 average, 16 long, 0 touchdowns in 1986; 8 for 8 yards, 1.0 average, 6 long, 0 touchdowns in 1987; 18 for 27 yards, 1.5 average, 11 long, 0 touchdowns in 1988; 0 attempts in 1990 and 1991; **35 for 91 yards, 2.6 average, 16 long, 0 touchdowns, career.**



## 76 BILL HITCHCOCK T

**Height:** 6-6      **Weight:** 305  
**College:** Purdue  
**NFL Experience:** 2nd Year  
**How Acquired:** Free Agent (1991)  
**1991 Games Played/Started:** 16/9  
**Career Games Played/Started:** 16/9  
**Birthdate:** August 26, 1965  
**Birthplace:** Kirkland, Quebec, Canada  
**Residence:** Kirkland, WA

**1991:** Played 16 games, starting nine, weeks 2-10 at right tackle. Took over for an injured Ronnie Lee four plays into the season opener at New Orleans and played until Lee regained the spot at Los Angeles against the Raiders.

**CAREER:** Originally drafted by Seattle on the eighth round in 1990. **1990:** Was waived on August 28 and signed to the practice squad on October 2. Spent the rest of the season on the practice squad. Became an automatic free agent at the end of the season and was re-signed on March 13, 1991.

**COLLEGE:** Four-year letterman who started on the defensive line his first three seasons. Moved to offensive tackle during spring drills his senior season. Had 43 tackles, four tackles for loss, and one sack in 1986. Posted a career-high 49 tackles in 1988, with three for loss. Finished his career with 116 tackles, 11 tackles for loss, and five sacks. Majored in Humanities.

**PERSONAL:** Attended Lindsay Place High School in Kirkland, Quebec, Canada. Played football and hockey and was named Most Valuable Defensive Player for the North Shore Broncos, a Montreal city league hockey team. Holds a black belt in karate.

**Career Games Played/Started:** 1991 (Seattle) - 16/9; **Career-16/9.**



## 27 PATRICK HUNTER CB

Height: 5-11

Weight: 186

College: Nevada

NFL Experience: 7th Year

How Acquired: Draft (3rd round 1986)

1991 Games Played/Started: 15/15

Career Games Played/Started: 84/63

Birthdate: October 24, 1964

Birthplace: San Francisco, CA

Residence: Redmond, WA

**1991:** Started the first 15 games at right cornerback. Inactive against the Los Angeles Rams because of a hip injury suffered at Atlanta. Credited with 47 tackles, according to unofficial press box statistics. Intercepted one pass and returned it 32 yards for a touchdown in the first Los Angeles Raiders game. Blocked a punt at Pittsburgh that setup the first score in a 27-7 win.

**CAREER:** Third-round 1986 draft choice by the Seahawks. Has been the starter since the 1987 opener. Is only the third player to start regularly at right cornerback in team history after Rolly Woolsey (1976) and Dave Brown (1977-86). **1986:** Played all 16 games as a reserve. Blocked a punt at New England that was recovered for a touchdown tying the game 31-31 in a 38-31 Seattle win. **1987:** Played and started 11 games. Had an interception in his first start, against Kansas City. **1988:** Played 10 games, starting 7. Missed five games on the non-football injury list after an automobile accident. Returned to play in the final two regular season games and the AFC Divisional Playoff at Cincinnati. **1989:** Played 16 games, starting the last 14. Had a career-high 53 tackles, including 47 on defense, according to unofficial press box statistics. **1990:** Started all 16 games. Had a career-high 58 tackles, including a single-game best 10 at Denver. Forced a fumble at San Diego that set up the game-winning field goal in overtime.

**COLLEGE:** First-team Division I-AA All-America as selected by Associated Press. First-team All-Big Sky Conference as a sophomore and senior. Earned second-team All-Big Sky Conference honors as a junior. Finished his four-year career with 15 interceptions, including six as a senior. Had 174 career tackles, including 49 as a senior. Forced three fumbles and recovered four. Played both cornerback and safety. Returned 17 kickoffs for a 22.6 average with a long of 51 yards. Criminal Justice major.

**PERSONAL:** Attended South San Francisco High School in San Francisco, California, lettering in football, basketball, and track. Finished his Sociology degree at the University of Washington in June 1992.

### HUNTER'S NFL RECORD

	Club	G/S	Defense				
			Int	Tackles	Sacks	FF	FR
1986	Seattle	16/0	0	43	0.0	1	0
1987	Seattle	11/11	1	27	0.0	0	0
1988	Seattle	10/7	0	28	0.0	1	0
1989	Seattle	16/14	0	53	1.0	0	0
1990	Seattle	16/16	1	58	0.0	1	1
1991	Seattle	15/15	1	47	0.0	2	0
<b>NFL TOTALS</b>		<b>84/63</b>	<b>3</b>	<b>256</b>	<b>1.0</b>	<b>5</b>	<b>1</b>

Totals include special teams statistics.

**Additional Statistics:** Blocked Punts, 1 in 1986; 1 in 1991. Punt Returns, 1 for 0 yards in 1988. Fumbles, 1 in 1988.

**Playoff Games Played/Started:** 1987 (Seattle) - 1/1; 1988 (Seattle) - 1/0; Career - 2/1.



## 20 JAMES JEFFERSON CB

**Height:** 6-1                      **Weight:** 195  
**College:** Texas A&I  
**NFL Experience:** 4th Year  
**How Acquired:** Free Agent (CFL-1989)  
**1991 Games Played/Started:** 16/0  
**Career Games Played/Started:** 47/3  
**Birthdate:** November 18, 1963  
**Birthplace:** Portsmouth, VA  
**Residence:** Corpus Christi, TX

**1991:** Played in 16 games as a reserve cornerback and special teams performer. Credited with 41 tackles, according to unofficial press box statistics, including a sack at Pittsburgh.

**CAREER:** Signed with the Seahawks as a free agent in 1989 after three seasons, 1986-88, in the Canadian Football League with the Winnipeg Blue Bombers. Two-time All-CFL selection (1987 and 1988). Intercepted 13 passes, returning two for touchdowns. Returned 119 punts for a 9.6 yard average and three scores, and 32 kickoffs for a 24.5 yard average and one touchdown. **1986:** Played 14 games with Winnipeg, averaging 22.8 yards on kickoff returns and 9.4 on punts. **1987:** Tied for third in the league with 8 interceptions. Returned 2 for touchdowns. Scored four touchdowns in one game against the Hamilton Tiger-Cats on October 4, two on interception return laterals, one on a fumble return, and one on a punt return. Was the first player in CFL history to return two interceptions for touchdowns in the same game and not have intercepted the passes. **1988:** Played 18 games. Returned both a punt and a kickoff for touchdowns. **1989:** Played 16 games and started against the Washington Redskins. Became only the second Seahawks player (along with Zachary Dixon in 1983) to return a kickoff for a touchdown with a 97-yarder on the opening kickoff against Kansas City. It ranks as the longest play of any type in team history. **1990:** Played 15 games, starting two, Houston and Detroit, when the Seahawks opened with six defensive backs. Was inactive at Chicago with a preseason calf injury.

**COLLEGE:** Played his first two seasons as a running back before moving to cornerback. First-team All-Lone Star Conference as a senior. Majored in Communications.


**PERSONAL:** Lettered in football, basketball, and track at Kingsville High School in Kingsville, Texas. James and his wife, Annie, have a daughter, Ashley.

### JEFFERSON'S NFL RECORD

#### Defense

	Club	G/S	Int	Tackles	Sacks	FF	FR
1989	Seattle	16/1	0	25	0.0	0	1
1990	Seattle	15/2	1	29	0.0	0	0
1991	Seattle	16/0	0	41	1.0	0	1
<b>NFL TOTALS</b>		<b>47/3</b>	<b>1</b>	<b>95</b>	<b>1.0</b>	<b>0</b>	<b>2</b>

**Additional Statistics:** Punt Returns, 12 for 87 yards, 7.5 average, 19 long, 10 fair catches, 0 touchdowns in 1989; 8 for 68 yards, 8.5 average, 14 long, 0 fair catches, 0 touchdowns in 1990; **20 for 155 yards, 7.8 average, 19 long, 10 fair catches, 0 touchdowns, career.** Kickoff Returns, 22 for 511 yards, 23.2 average, 97 long, 1 touchdown in 1989; 4 for 96 yards, 24.0 average, 26 long in 1990; **26 for 607 yards, 23.3 average, 97 long, 1 touchdown, career.** Fumbles, 3 in 1989; 1 in 1990; 1 in 1991; **5, career.** Own Fumble Recoveries, 2 in 1989; 1 in 1990; **3, career.**



## 43 TRACY JOHNSON FB

**Height:** 6-0                      **Weight:** 230  
**College:** Clemson  
**NFL Experience:** 4th Year  
**How Acquired:** Plan B (Atlanta 1992)  
**1991 Games Played/Started:** 16/5  
**Career Games Played/Started:** 48/9  
**Birthdate:** November 29, 1966  
**Birthplace:** Concord, NC  
**Residence:** Alpharetta, GA

**1992:** Signed as a Plan B Free Agent on April 1. Played 16 games, starting five, with the Atlanta Falcons in 1991. Also played in both postseason games.

**CAREER:** Originally drafted by the Houston Oilers on the tenth round in 1989 before moving to the Atlanta Falcons as a Plan B Free Agent in 1990. Played 32 games, with nine starts over the next two seasons for the Falcons. **1989:** Played 16 games rushing for 16 yards on four carries and catching one pass for eight yards. Averaged 17.4 on 13 kickoff returns. **1990:** Played 16 games, starting four. Rushed for 106 yards and three touchdowns and caught 10 passes, including one for a touchdown. Finished fifth on the team with 18 special teams tackles.

**COLLEGE:** Four-year letterman and two-year starter. Finished sixth in school history with 23 rushing touchdowns. Gained 1,579 yards on 377 career attempts for a 4.2 yard average. Had a career high 557 yards and led the team with nine rushing touchdowns as a junior. Majored in Marketing.

**PERSONAL:** Football and track letterman at A.B. Brown High School in Kannapolis, North Carolina. Has attended Kennesaw State College to continue work on his degree.

### JOHNSON'S NFL RECORD

#### Rushing

Club	G/S	Att	Yds	Avg	LG	TD
1989 Houston	16/0	4	16	4.0	8	0
1990 Atlanta	16/4	30	106	3.5	12	3
1991 Atlanta	16/5	8	26	3.3	6	0
<b>NFL TOTALS</b>	<b>48/9</b>	<b>42</b>	<b>148</b>	<b>3.5</b>	<b>12</b>	<b>3</b>

#### Receiving

Club	G/S	No	Yds	Avg	LG	TD
1989 Houston	16/0	1	8	8.0	8	0
1990 Atlanta	16/4	10	79	7.9	16	1
1991 Atlanta	16/5	3	27	9.0	13	0
<b>NFL TOTALS</b>	<b>48/9</b>	<b>14</b>	<b>114</b>	<b>8.1</b>	<b>16</b>	<b>1</b>


**Additional Statistics: Kickoff Returns,** 13 for 224 yards, 17.2 average, 27 long, 0 touchdowns in 1989; 2 for 2 yards, 6 long, 0 touchdowns in 1990; 15 for 226 yards, 15.1 average, 27 long, 0 touchdowns, career.

**Career Playoff Games Played/Started:** 1990 (Houston) - 1/0; 1991 (Atlanta) - 2/0; **Career - 3/0.**

## HIGHLIGHT VIDEO

The Seattle Seahawks 1992 highlight video, "Taking Flight," is available to groups through the Seahawks Public Relations Department. Groups wishing to view the VHS format video should contact Charlotte Kores at the Seahawks Headquarters, 11220 N.E. 53rd Street, Kirkland, WA, 98033 or call (206) 827-9777.





## 30 JAMES JONES FB

Height: 6-3

Weight: 232

College: Florida

NFL Experience: 10th Year

How Acquired: Trade (Detroit 1989)

1991 Games Played/Started: 16/6

Career Games Played/Started: 119/90

Birthdate: March 21, 1961

Birthplace: Pompano Beach, FL

Residence: Rochester Hills, MI

**1991:** Played 16 games and started the last six at running back. Finished the season with 154 yards rushing and three touchdowns and 10 receptions for 103 yards. Scored his first touchdown since 1986 against San Francisco. Ended the season with his best game, 50 yards and two touchdowns on 10 carries against the Los Angeles Rams. His 22-yard run against the Rams was his longest since 1986 and his 29-yard reception at Kansas City was his longest since 1988. Played on special teams and ranked fourth with 11 tackles. Recovered a fumble against the 49ers.

**CAREER:** Was the 13th player chosen in the first round by the Detroit Lions in 1983. Played in 85 of a possible 92 games with the Lions, starting 84. Finished first or second in rushing and receiving in each of his first five seasons. Named the team's Offensive Most Valuable Player three straight seasons, 1984-86. Ranked fifth in Lions history with 3,452 rushing yards and his 960 attempts is fourth all-time. Ranked fourth with 285 pass receptions. Acquired by the Seahawks from the Lions in exchange for cornerback Terry Taylor on August 31, 1989. **1983:** Played 14 games and led team in receiving with 46 for 467 yards and one score and finished second in rushing. Rushed for a team record three touchdowns against Green Bay. **1984:** Started 16 games and set a Detroit single-season record with 77 receptions. Named team MVP. **1985:** Played 14 games, starting 13, and set career-highs with 886 yards rushing and six touchdowns. Had his first career 100-yard rushing game with 116 against San Francisco. Added 114 against Miami the next week. **1986:** Started 16 games. One of only three NFL players to lead their teams in both rushing and receiving. Upped his single-season rushing mark to 903 yards and added 54 receptions. Named Co-MVP. Opened the season with 174 yards on a team record 39 carries against Minnesota. Tied a team record with 12 pass receptions against Cleveland. **1987:** Played and started 11 games and led team in rushing for the third straight year. **1988:** Played and started 14 games. **1989:** Played in only two games for the Seahawks before suffering a season-ending wrist injury against San Diego. **1990:** Played in 16 games as a reserve. Volunteered for special teams duties with 10 games left in the season and ended the year as the leading special teams tackler with 16, according to unofficial press box statistics. Totaled four tackles inside the 20 on kickoff coverage.

**COLLEGE:** Entered college as a tight end and finished his four-year career as the school's fourth all-time leading rusher with 2,036 yards on 466 carries, a 4.3 yard average, and 17 touchdowns. Led the team in rushing for three consecutive seasons, 1980-82. Ranked third in career rushing attempts. All-Southeastern Conference choice in 1981 and 1982. Named the SEC's top blocking back in 1981. Caught 68 passes, including five for touchdowns in his career. Averaged 93.4 all-purpose yards per game in his career which is second in school history. Team Captain as a junior and senior. Management major.

**PERSONAL:** Attended Ely High School in Pompano Beach, Florida. College teammate of fellow Seahawks fullback John L. Williams. Served as the honorary chairman of the Detroit-area

AT&T Celebrity Golf Tourney. James and his wife, Sheila, serve on the board of directors for the Ronald McDonald House of Detroit, and have a daughter, Jasmine, and a sons Joshua and Jairus.

### JONES' NFL RECORD

#### Rushing

	Club	G/S	Att	Yds	Avg	LG	TD
1983	Detroit	14/14	135	475	3.5	18	6
1984	Detroit	16/16	137	532	3.9	34	3
1985	Detroit	14/13	244	886	3.6	29	6
1986	Detroit	16/16	252	903	3.6	39	8
1987	Detroit	11/11	96	342	3.9	19	0
1988	Detroit	14/14	96	314	3.3	13	0
1989	Seattle	2/0	0	0	0.0	0	0
1990	Seattle	16/0	5	20	4.0	5	0
1991	Seattle	16/6	45	154	3.4	22	3
<b>NFL TOTALS</b>		<b>119/90</b>	<b>1010</b>	<b>3626</b>	<b>3.6</b>	<b>39</b>	<b>26</b>

#### Receiving

	Club	G/S	No	Yds	Avg	LG	TD
1983	Detroit	14/14	46	467	10.2	46	1
1984	Detroit	16/16	77	662	8.6	39	5
1985	Detroit	14/13	45	334	7.4	36	3
1986	Detroit	16/16	54	334	6.2	21	1
1987	Detroit	11/11	34	262	7.7	35	0
1988	Detroit	14/14	29	259	8.9	40	0
1989	Seattle	2/0	1	8	8.0	8	0
1990	Seattle	16/0	1	22	22.0	22	0
1991	Seattle	16/6	10	103	10.3	29	0
<b>NFL TOTALS</b>		<b>119/90</b>	<b>297</b>	<b>2451</b>	<b>8.3</b>	<b>46</b>	<b>10</b>

### SINGLE GAME HIGHS

#### Rushing

**Most Attempts:** 36, vs. Miami 10/27/85  
 36, vs. Minnesota 9/7/86  
**Most Yards:** 174, vs. Minnesota 9/7/86  
**Longest Run:** 39, vs. Minnesota 9/7/86  
**Most Touchdowns:** 3, vs. Green Bay 10/9/83

#### Receiving

**Most Receptions:** 12, vs. Cleveland 9/28/86  
**Most Yards:** 85, 2 Times (Last: vs. L.A. Raiders 12/10/84)  
**Longest Reception:** 46, vs. Chicago 10/16/83  
**Most Touchdowns:** 1, 10 Times (Last: vs. Cleveland 9/28/86)



## 83 TREY JUNKIN

TE

**Height:** 6-2      **Weight:** 240  
**College:** Louisiana Tech  
**NFL Experience:** 10th Year  
**How Acquired:** Free Agent (1990)  
**1991 Games Played/Started:** 16/0  
**Career Games Played/Started:** 121/2  
**Birthdate:** January 23, 1961  
**Birthplace:** Conway, AK  
**Residence:** Kirkland, WA

**1991:** Played 16 games on special teams. Served as the deep snapper on punts and as the backup snapper on PATs and field goals. Was credited with a partially blocked punt against Denver.

**CAREER:** Originally drafted on the fourth round by the Buffalo Bills in 1983. Waived and signed as a free agent by the Washington Redskins in 1984. Waived and signed as a free agent by the Los Angeles Raiders in 1985 and played through the 1989 season. Waived on the cutdown to 47 players in 1990 and signed with the Seahawks as a free agent on October 3. Began his career as

linebacker and was switched to tight end with the Raiders. Can deep snap on both punts and placements. **1983:** Played in 16 games as a reserve linebacker. **1984:** Played the first two games as a reserve before being released. Played in 12 games with the Washington Redskins after signing as a free agent. **1985:** Signed with the Raiders and played 16 games as a reserve tight end after switching from linebacker. Caught two passes, including one for a 2-yard touchdown. **1986:** Played in first two games as a reserve but suffered a knee injury and missed the last 14 games on injured reserve. Had two receptions for 30 yards. **1987:** Played 12 games and made his first career start, at Chicago, in the finale. Caught two passes for 15 yards. **1988:** Played 16 games, starting one. Caught four passes, two for touchdowns. **1989:** Played 16 games, catching three passes, two for touchdowns. **1990:** Played in 12 games after signing with the Seahawks as a free agent on October 3. Used as the deep snapper on punts.

**COLLEGE:** Four-year letterman who began his career on offense as a tight end and was switched to linebacker as a sophomore. Started his last two years. Finished his career with 147 tackles and returned a fumble 86 yards for a touchdown. Also had 18 tackles for loss and seven sacks. Had seven receptions for 98 yards as a freshman. Majored in Business.

**PERSONAL:** Lettered in football and basketball at Northeast High School in North Little Rock, Arkansas. His brother, Mike, was the fifth player chosen in the 1987 draft by the Cleveland Browns. Trey and his wife, Sarah, have two sons, Jacob and Connor.

**Career Games Played/Started:** 1983 (Buffalo) - 16/0; 1984 - 14/0 (Buffalo 2/0 and Washington 12/0); 1985 (L.A. Raiders) - 16/0; 1986 (L.A. Raiders) - 16/0; 1987 (L.A. Raiders) - 12/1; 1988 (L.A. Raiders) - 16/1; 1989 (L.A. Raiders) - 16/0; 1990 (Seattle) - 12/0; 1991 (Seattle) - 16/0; **Career - 121/2.**

**Playoff Games Played/Started:** 1985 (L.A. Raiders) - 1/0.

**Additional Statistics:** Pass Receiving, 2 for 8 yards, 5 long, 1 touchdown in 1985; 2 for 38 yards, 19 long, 0 touchdowns in 1986; 2 for 15 yards, 8 long, 0 touchdowns, in 1987; 4 for 25 yards, 9 long, 2 touchdowns in 1988; 3 for 32 yards, 28 long, 2 touchdowns in 1989; **13 for 118 yards, 9.1 average, 28 long, 5 touchdowns, career.**



**81 TOMMY KANE WR**

**Height:** 5-11      **Weight:** 181  
**College:** Syracuse  
**NFL Experience:** 5th Year  
**How Acquired:** Draft (3rd round 1988)  
**1991 Games Played/Started:** 16/15  
**Career Games Played/Started:** 46/26  
**Birthdate:** January 14, 1964  
**Birthplace:** Montreal, Quebec, Canada  
**Residence:** Redmond, WA

**1991:** Started 15-of-16 games. Third-leading receiver with 50 for 763 yards and two touchdowns. Second in receiving yards and third in touchdowns. Posted two 100-yard games, catching six passes for 122 at Denver, and six for 102 at Pittsburgh. Had a 60-yard non-scoring reception against the Steelers. Caught touchdowns against the New York Jets and Indianapolis Colts.

**CAREER:** Third-round 1988 draft choice of the Seahawks. Became a full-time starter in 1990 after suffering through injuries in 1988 and 1989. Ranks ninth in receptions (115) and is 11th in yards (1,665). **1988:** Played the first nine games before missing the last seven on injured reserve with a groin injury. **1989:** Played the first five games before suffering a knee injury and missing the last 11 games on injured reserve. **1990:** Played 16 games, starting

11, as the numerical replacement for the retired Steve Largent. Team leader in reception yardage with 776 while collecting 52 receptions, second-most on the team. Co-leader with four touchdown receptions. Set career highs with 10 receptions and 162 yards at Miami. His first NFL touchdown came on a 63-yard reception against Cincinnati.

**HONORS:** 1990, Ed Block Courage Award winner.

**COLLEGE:** Caught 44 passes as a fourth-year junior in 1987 and set school records with 968 yards and 14 touchdowns. Led the nation in touchdown receptions and averaged 22.0 yards per reception. Holds the school career record with 17 touchdown receptions. Had a single-game high seven receptions, including a record-equalling four touchdowns, against Colgate. Had five 100-yard receiving games in 1987. Caught 19 passes for 339 yards, a 17.8 yard average, and three touchdowns in 1986, despite missing four games with a broken leg. Redshirted as a freshman in 1984. Graduated with a degree in Retailing.

**PERSONAL:** Attended Dawson School in Montreal, Quebec, Canada, where he played football and basketball. Was a midget hockey all-star selection where he was a teammate of the Pittsburgh Penguins' Mario Lemieux. Played for the Montreal Junior Alouettes as a wide receiver. Led Dawson to the Canadian Junior College Basketball Championship as a point guard.

### KANE'S NFL RECORD

#### Receiving

Club	G/S	No	Yds	Avg	LG	TD
1988 Seattle	9/0	6	32	5.3	9	0
1989 Seattle	5/0	7	94	13.4	20	0
1990 Seattle	16/11	52	776	14.9	63	4
1991 Seattle	16/15	50	763	15.3	60	2
<b>NFL TOTALS</b>	<b>46/26</b>	<b>115</b>	<b>1665</b>	<b>14.5</b>	<b>63</b>	<b>6</b>

### SINGLE GAME HIGHS

#### Receiving

**Most Receptions:** 10, at Miami 12/16/90

**Most Yards:** 162, at Miami 12/16/90

**Longest Reception:** 63, vs. Cincinnati 10/1/90 (TD)

**Most Touchdowns:** 1, 6 Times (Last: vs. Indianapolis 9/29/91)



## 4 JOHN KASAY

K

**Height:** 5-10

**Weight:** 189

**College:** Georgia

**NFL Experience:** 2nd Year

**How Acquired:** Draft (4th round 1991)

**1991 Games Played/Started:** 16/0

**Career Games Played/Started:** 16/0

**Birthdate:** October 27, 1969

**Birthplace:** Athens, GA

**Residence:** Kirkland, WA

**1991:** Won the kicking job in the preseason and proceeded to set a team record for field goals with 25, while scoring a team-high 102 points. Consensus first-team all-rookie selection. First rookie in team history to surpass 100 points. Finished seventh in the AFC in kick scoring and was tied for fifth in field goals. Had a team record-equalling streak of 13 straight field goals. A missed 51-yarder ended the streak. Scored at least one field goal in nine straight games. Became the second Seahawks player and 23rd in league history to kick two 50-plus yard field goals in the same game, with 51 and 54-yarders in the first San Diego game. The 54-yarder also equalled the team record. Connected on 80.65 percent (25-of-31) of his attempts, the third-best percentage in history. Was 16-of-19

(84.2%) indoors and 9-of-12 (75.0%) outdoors. Successful on his first 27 PATs before missing his last attempt against the Los Angeles Rams. Drafted on the fourth round in 1991. Left-footed.

**HONORS:** 1991, First-team All-Rookie (*Pro Football Weekly, Football News, Pro Football Writers Association, College and Pro Football Newsweekly*).

**COLLEGE:** Four-year letterman. Finished his career fifth on the school's kick scoring list with 207 points on 46-of-65 field goals and 79-of-82 PATs. Third-team All-America by *Football News* and second-team All-Southeast Conference as a senior. Scored a team-high 67 points on 10-of-11 PATs and 19-of-24 field goals. Had three field goals, including a 40-yarder with a minute left in a 17-15 win over Alabama. Also had three against Georgia Tech. Was second in scoring in 1989 with a career-high 79 points on 19-of-24 field goals and 22-of-23 PATs. Was six-of-seven beyond 40 yards. Had a pair of games with three field goals. Kicked four PATs and a career-long 53-yard field goal against Temple in 1989. Five-of-his-eight-misses in 1988 were from beyond 50 yards. Lettered his first season (1987) handling the kickoff duties before taking over placekicking midway through the season. Closed out his freshman season by hitting a pair of field goals, including a game-winning 39-yarder as time ran out, against Arkansas in the Liberty Bowl. Pre-Journalism major.

**PERSONAL:** All-State kicker at Clarke Central High School in Athens, Georgia, as selected by the *Atlanta Journal-Constitution*. Had 37 career field goals, including a 54-yarder. His father, John, is the strength and conditioning coach at the University of Georgia. John and his wife, Laura, live in Redmond. Last name is pronounced CASEY.

#### KASAY'S NFL RECORD


##### Scoring


	Club	G/S	PAT-Att	FG-Att	FG%	LG	Pts
1991	Seattle	16/0	27-28	*25-31	80.6	*54	102

##### Field Goals

	Club	1-19	20-29	30-39	40-49	50+	Total
1991	Seattle	1-1	5-6	11-14	6-7	2-3	*25-31

**Average Distance:** 1991 - Attempts (36.3 yards), Successes (36.0 yards).





## 96 CORTEZ KENNEDY DT

**Height:** 6-3      **Weight:** 293  
**College:** Miami  
**NFL Experience:** 3rd Year  
**How Acquired:** Draft (1st round 1990)  
**1991 Games Played/Started:** 16/16  
**Career Games Played/Started:** 32/18  
**Birthdate:** August 23, 1968  
**Birthplace:** Wilson, AK  
**Residence:** Wilson, AK

**1991:** Started 16 games at right defensive tackle and played in his first Pro Bowl. Finished third in tackles with 73, according to unofficial press box statistics, and was second in sacks with 6.5. Led all defensive linemen in tackles and sacks. *The Sporting News* AFC Defensive Player of the Week against the New York Jets after recording eight tackles, two sacks, and two passes defended. Also had two sacks against the Indianapolis Colts. His 12 tackles in the second Kansas City Chiefs game was a career high.

**CAREER:** Seahawks first-round 1990 draft choice. Was the third player chosen in the first round after quarterback Jeff George (Indianapolis Colts) and running back Blair Thomas (New York Jets). Seattle acquired the pick on draft day from the New England Patriots along with a second-round choice (LB Terry Wooden) in exchange for the Seahawks two first-round selections (#8 and #10) and a fourth-round 1991 draft choice. **1990:** Played in 16 games as a reserve and started two. Missed all of training camp and the preseason before signing a contract. Credited with 48 tackles, six tackles for loss, one sack, a fumble recovery, and a forced fumble, according to unofficial press box statistics. Posted a season-high 10 tackles, including a sack, at Miami. Six of his tackles against the Dolphins were for no gain or a loss.

**HONORS:** **1990**, *First-team All-Rookie (Pro Football Writers Association)*. **1991**, *AFC Pro Bowl Squad; First-team All-NFL (Football Digest); First-team All-AFC (Football News); Second-team All-AFC (NEA, College and Pro Football Newsweekly)*.

**COLLEGE:** First-team All-America choice by *The Sporting News* in 1989. Second-team selection by Associated Press. Took over as the starter and finished the season with 92 tackles (45 solo), 22 tackles for loss, seven-and-a-half sacks, 16 quarterback pressures, and one fumble recovery as Miami captured the national championship with an 11-1 record. Led the team in tackles for loss, ranked second in sacks, and led all defensive linemen in tackles. Had a season-high 13 tackles (9 solo), including a sack, two tackles for loss, and two quarterback pressures in a 27-10 win over Notre Dame. Also had 13 tackles with a sack and two tackles for loss against Pittsburgh. Saw action in all 12 games with the Hurricanes in 1988 after transferring from Northwest Mississippi Junior College. Credited with 27 tackles, six tackles for loss, seven pressures, and two sacks. Totaled 114 tackles, 28 tackles for loss, and nine-and-a-half sacks at Miami. Teams posted a 22-2 record. Had 129 tackles in two junior college seasons, 22 tackles for loss, and 15 sacks. Majored in Criminology.

**PERSONAL:** Attended Rivercrest High School in Wilson, Arkansas. School retired his jersey in 1991. Hosts an annual scholarship banquet and football clinic for youngsters between the ages of eight and 16 at his alma mater during the offseason.

### KENNEDY'S NFL RECORD

		Defense					
Club	G/S	Int	Tackles	Sacks	FF	FR	
1990 Seattle	16/2	0	48	1.0	1	1	
1991 Seattle	16/16	0	73	6.5	1	1	
<b>NFL TOTALS</b>	<b>32/18</b>	<b>0</b>	<b>121</b>	<b>7.5</b>	<b>2</b>	<b>2</b>	



## 63 RONNIE LEE

**T****Height:** 6-3**Weight:** 295**College:** Baylor**NFL Experience:** 13th Year**How Acquired:** Trade (Atlanta 1990)**1991 Games Played/Started:** 10/7**Career Games Played/Started:** 175/113**Birthdate:** December 2, 1956**Birthplace:** Pine Bluff, AK**Residence:** Pembroke Pines, FL

**1991:** Played 10 games, starting seven at right tackle. Injured a quadriceps muscle in practice prior to the season opener. Played just the first three plays at New Orleans before leaving the game. Did not play again on offense until the fourth quarter of the first Los Angeles Raiders game and then started the last six games.

**CAREER:** Began his career as a tight end after being the third-round 1979 draft choice of the Miami Dolphins. Was switched to tackle during the 1983 training camp and waived by Miami prior to the season. Signed with Atlanta as a free agent prior to the third regular season game. Re-acquired by Miami on August 27, 1984, in exchange for cornerback Gerald Small and a sixth-round 1985 draft choice. Signed by the Atlanta Falcons as a Plan B Free Agent on March 5, 1989. Acquired by the Seahawks in exchange for a seventh-round 1991 draft choice on August 28, 1990. **1979:** Played 16 games, starting two with Miami. Caught 2 passes for 14 yards. **1980:** Played 16, starting 13, including the last 11. Caught seven passes for 83 yards and two touchdowns. **1981:** Started 16 games, caught 14 passes for 64 yards with one touchdown. **1982:** Played 9 games, starting 4, and caught 2 passes for 6 yards. **1983:** Switched to offensive tackle and gained 18 pounds to 254. Waived by Miami and played in 12 games with the Atlanta Falcons after signing as a free agent prior the third regular season game. **1984:** Re-acquired by the Dolphins on August 27. Played 16 games as a reserve. Appeared in Super Bowl XIX. **1985:** Played 15 games, starting 13, at tackle. **1986:** Played 10 games, starting nine, at right guard. Started the first six and last three games. Missed five games on injured reserve with a groin injury. **1987:** Played and started nine games at right tackle. Missed three games because of a groin injury. **1988:** Started 16 games at right tackle and was named Dolphins Offensive Lineman of the Year. Part of a line that set NFL records for fewest sacks allowed (7) and most consecutive games without allowing a sack (12). **1989:** Started 15 games at right tackle. **1990:** Acquired by the Seahawks for a seventh-round 1991 draft choice on August 28. Played in 15 games, starting nine, including the last eight, at right tackle.

**COLLEGE:** Four-year letterman. Southwest Conference Freshman of the Year and first-team All-SWC in 1975. Second-team all-conference choice in 1977. Ended his career with 53 receptions for 694 yards and five touchdowns. Played in the Senior Bowl, Hula Bowl, and East-West Shrine Game after his senior year.

**PERSONAL:** Attended Tyler, Texas, High School, and was a high school teammate of former Houston Oilers and New Orleans Saints running back Earl Campbell. Ronnie, and his wife, Tessie, have three children, LaWhalen, Rhonnie, and Sheena.

**Career Games Played/Started:** 1979 (Miami) - 16/2; 1980 (Miami) - 16/13; 1981 (Miami) - 16/16; 1982 (Miami) - 9/4; 1983 (Atlanta) - 12/0; 1984 (Miami) - 16/0; 1985 (Miami) - 15/13; 1986 (Miami) - 10/9; 1987 (Miami) - 9/9; 1988 (Miami) - 16/16; 1989 (Miami) - 15/15; 1990 (Seattle) - 15/9; 1991 (Seattle) - 10/7; **Career - 175/113.**

**Additional Statistics: Receiving**, 2 for 14 yards., 7.0 average, 10 long in 1979; 7 for 83 yards, 11.9 average, 41 long, 2 touchdowns in 1980; 14 for 64 yards, 4.6 average, 11 long, 1 touchdown in 1981; 2 for 6 yards, 3.0 average, 5 long in 1982; **25 for 167 yards, 6.7 average, 41 long, 3 touchdowns, career.**



## 62 BRAD LEGGETT C

**Height:** 6-4      **Weight:** 270  
**College:** Southern California  
**NFL Experience:** 2nd Year  
**How Acquired:** PB (New Orleans '92)  
**1991 Games Played/Started:** 4/2  
**Career Games Played/Started:** 4/2  
**Birthdate:** January 16, 1966  
**Birthplace:** Vicksburg, MS  
**Residence:** Kirkland, WA

**1992:** Signed as a Plan B Free Agent on March 6. Played in the first four games of the 1991 season, starting two at center, for the New Orleans Saints. Was active for the last 12 games, but did not play.

**CAREER:** Originally drafted on the eighth round of the 1990 draft by the Denver Broncos. **1990:** Waived by the Broncos on September 3 and signed to the New Orleans Saints practice squad on October 1. Was activated for the final two regular season games, but did not play.

**COLLEGE:** Three-year letterman and two-year starter. First-team All-Pac-10 as a senior. Started two games at guard as a sophomore and was moved to center prior to his junior season.

**PERSONAL:** Lettered in football at Fountain Valley High School in Fountain Valley, California. His father, Earl, was an All-America defensive tackle at Louisiana State University and a first-round draft choice by the Chicago Bears in 1956. Earl Leggett was the Seahawks first defensive line coach (1976-77) and currently coaches the Los Angeles Raiders defensive line.

**Career Games Played/Started:** 1990 (New Orleans) - 0/0; 1991 (New Orleans) - 4/2; **Career - 4/2.**

**Playoff Games Played/Started:** 1990 (New Orleans) - 0/0; 1991 (New Orleans) - 0/0; **Career - 0/0.**



## 36 RUEBEN MAYES RB

**Height:** 5-11      **Weight:** 201  
**College:** Washington State  
**NFL Experience:** 5th Year  
**How Acquired:** Trade (New Orleans '92)  
**1991 Games Played/Started:** 0/0  
**Career Games Played/Started:** 59/41  
**Birthdate:** June 6, 1963  
**Birthplace:** N. Battleford, Saskatchewan  
**Residence:** Lynnwood, WA

**1992:** Acquired from the New Orleans Saints on April 26, in exchange for a fourth-round 1992 draft choice. Did not play in the National Football League in 1991 after announcing his retirement on August 19.

**CAREER:** Former third-round draft choice who developed into one of the NFL's top rushers before suffering injuries. Finished his four seasons in New Orleans as the franchise's second all-time leading rusher with 3,408 yards on 837 attempts, a 4.1 yard average and 23 touchdowns. Also added 55 receptions for 388 yards, a 7.1 average, and no scores. Has rushed for at least 100 yards in 11



games. **1986:** Was the first of three third-round New Orleans draft choices. Played 16 games, starting 12, and was the NFL's leading rookie rusher and ranked fourth overall, with 1,353 yards, despite not starting until the fifth week. NFC Pro Bowl selection and consensus first-team all-rookie. Had six 100-yard games, topped by a 203-yard, 28-carry, two-touchdown outing against Miami. Ranked third in the NFL with a 4.7 yard per carry average. Carried only 22 times for 120 yards through the first four games. **1987:** Started 12 games and missed his second consecutive 1,000-yard season because of the players strike. Had a team-high 917 yards as the Saints advanced to the playoffs for the first time in their 21-year history. Carried 243 times, averaged 3.8 yards per carry, scored five times, and went over 100 yards three times. Suffered a knee injury in the NFC Wild Card loss to Minnesota and underwent surgery. **1988:** Played 16 games, starting nine, as he shared time with Dalton Hilliard. Second in rushing with 628 yards on 170 attempts. Recorded his 10th 100-yard game with 115 against Denver. Totaled a career-best 103 receiving yards on 11 receptions. **1989:** Missed the entire season on injured reserve after undergoing Achilles tendon surgery on October 13. **1990:** Played 15 games, starting eight. Tied a team record with three rushing touchdowns against Phoenix. Rushed for 115 yards at Cincinnati and had his career long 66-yard reception at Atlanta.

**HONORS:** **1986,** *NFC Pro Bowl squad; Offensive Rookie of the Year (Associated Press, Pro Football Weekly, Newspaper Enterprise Assn.); Rookie of the Year (The Sporting News); Second-team All-NFC (UPI); First-team All-Rookie (Professional Football Writers of America, UPI, Pro Football Weekly).* **1987,** *NFC Pro Bowl Squad; First-team All-NFC (UPI).* **1988,** *Ed Block Courage Award.*

**COLLEGE:** Four-year letterman and three-year starter. Finished his career with school rushing records for yards (3,519), attempts (636), touchdowns (23), average per carry (5.5), 100-yard games (23), and all-purpose yards (4,418). Finished his career as the Pac 10's sixth-leading rusher. Four-of-the-top-five are former University of Southern California tailbacks. Two-time first-team All-Pac 10, two-time conference rushing champion, and two-time offensive player of the year. Set an NCAA record with 357 yards against Oregon as a junior. Finished second in the country in rushing with 1,674 yards. Had seven straight 100-yard games as a junior and finished his senior season with four straight over 150 yards. Also lettered in track as a sprinter. Played in the Blue-Gray Classic and East-West Shrine Games after his senior season. Majored in Political Science.

**PERSONAL:** Lettered in football and track at North Battleford Comprehensive High School in North Battleford, Saskatchewan, Canada. Rueben and his wife, Marie, spent the 1991 offseason in Pullman, Washington, where he finished work on his Sociology degree and graduated in May, 1992.

#### MAYES' NFL RECORD

Club	G/S	Rushing			LG	TD
		Att	Yds	Avg		
1986 New Orleans	16/12	286	1353	4.7	50	8
1987 New Orleans	12/12	243	917	3.8	38	5
1988 New Orleans	16/9	170	628	3.7	21	3
1989 New Orleans		Injured Reserve				
1990 New Orleans	15/8	138	510	3.7	18	7
1991 New Orleans		Did Not Play				
<b>NFL TOTALS</b>	<b>59/41</b>	<b>837</b>	<b>3408</b>	<b>4.1</b>	<b>50</b>	<b>23</b>

#### PRIME TIME

The Seahawks will make back-to-back appearances on both ESPN Sunday Night NFL and ABC's Monday Night Football in 1992. Seattle is 6-0 on ESPN and 10-5 on ABC.

Club	G/S	Receiving			LG	TD
		No	Yds	Avg		
1986 New Orleans	16/12	17	96	5.6	18	0
1987 New Orleans	12/12	15	68	4.5	16	0
1988 New Orleans	16/9	11	103	9.4	25	0
1989 New Orleans		Injured Reserve				
1990 New Orleans	15/8	12	121	10.1	66	0
1991 New Orleans		Did Not Play				
<b>NFL TOTALS</b>	<b>59/41</b>	<b>55</b>	<b>388</b>	<b>7.1</b>	<b>66</b>	<b>0</b>

## SINGLE GAME HIGHS

### Rushing

**Most Attempts:** 33, vs. New England 11/30/86

**Most Yards:** 203, vs. Miami 12/7/86

**Longest Run:** 50, vs. New England 11/30/86

**Most Touchdowns:** 3, vs. Phoenix 9/23/90



## 26 VANN McELROY S

**Height:** 6-2

**Weight:** 190

**College:** Baylor

**NFL Experience:** 10th Year

**How Acquired:** Trade (LA Raiders '90)

**1991 Games Played/Started:** 0/0

**Career Games Played/Started:** 111/88

**Birthdate:** January 13, 1960

**Birthplace:** Birmingham, AL

**Residence:** Uvalde, TX

**1991:** Missed the entire season on injured reserve with a preseason ankle injury suffered at Indianapolis.

**CAREER:** Drafted by the Los Angeles Raiders on the third round in 1982. Played in 101 games, starting 88, with the Raiders at free safety. Played in the Pro Bowl after the 1983 and 1984 seasons and was part of the Raiders Super Bowl XVIII Championship team.

**1982:** Played seven games, starting at Cincinnati. Had his first career interception against San Diego. **1983:** Started 16 games at free safety. Co-led the AFC in interceptions with eight and played in the Pro Bowl. Added three fumble recoveries. Had 77 tackles and added 11 tackles in the postseason, including five in Super Bowl XVIII. Had an interception against the Seahawks in the AFC Championship game. **1984:** Started 16 games and was voted to his second straight Pro Bowl. Led team in tackles with 136, also had four interceptions and three fumble recoveries. Had four games with more than 10 tackles, including 18 against Pittsburgh. Had 11 tackles at Seattle in the AFC Wild Card game. **1985:** Started 12 games. Missed the last four with a hamstring injury. Had a streak of 48 straight games played snapped. **1986:** Started 16 games and led the team in tackles with 99 and in interceptions with seven. Was a Pro Bowl first alternate. **1987:** Started 12 games. Led team in interceptions with four. Scored his first touchdown on a 35-yard interception return against Green Bay. **1988:** Played 12 games, starting 11. Missed four games, 2-5, on injured reserve with a knee injury. **1989:** Played seven games, starting four. Opened the first four games before going on injured reserve with a hamstring injury. Returned to play as a reserve the last three games. **1990:** Played in three games with the Raiders, weeks 4-6, after being activated on September 24. Did not sign with the Raiders until September 10 and missed two games with a roster exemption. Was traded to the Seahawks in exchange for an eighth-round 1991 draft choice on October 16. Played in 10 games as a reserve and was credited with 12 tackles, a sack, and a forced fumble, according to unofficial press box statistics. Forced a fumble on a sack against Detroit that was returned for a touchdown by Eugene Robinson.

**HONORS:** 1982, First-team All-Rookie (Pro Football Weekly); 1983, AFC Pro Bowl Squad. 1984, AFC Pro Bowl Starter; 1986, Second-team All-AFC (UPI); AFC Pro Bowl Squad First Alternate. 1987, First-team All-NFL (Sports Illustrated, Football News); First-team All-AFC (UPI).

**COLLEGE:** Four-year letterman and three-year starter. Finished his career with a school record 16 interceptions, two more than fellow Seahawks safety and Baylor alum Robert Blackmon. First-team All-America by Football News and College and Pro Football Newsweekly as a senior. Led the nation in interceptions with eight as a junior. Helped Baylor to a 10-2 record, the 1980 SWC championship, and Cotton Bowl berth. Also played in the Gator Bowl. Played in the Hula Bowl and Japan Bowls after his senior season. Majored in Marketing.

**PERSONAL:** Lettered in football, basketball, and baseball at Uvalde High School in Uvalde, Texas. Chosen on the 21st round of the Major League baseball draft by the Montreal Expos. Vann, and his wife, Gale, have a daughter, Ashley, and a son, Vann, Jr.

### McELROY'S NFL RECORD

		Interceptions					
Club	G/S	No	Yds	Avg	LG	TD	
1982 L.A. Raiders	7/1	1	0	0.0	0	0	
1983 L.A. Raiders	16/16	8	68	8.5	28	0	
1984 L.A. Raiders	16/16	4	42	10.5	31	0	
1985 L.A. Raiders	12/12	2	23	11.5	23	0	
1986 L.A. Raiders	16/16	7	105	15.0	28	0	
1987 L.A. Raiders	12/12	4	41	10.3	35	1	
1988 L.A. Raiders	12/11	3	17	5.7	13	0	
1989 L.A. Raiders	7/4	2	0	0.0	0	0	
1990 L.A. Raiders	3/0	0	0	0.0	0	0	
Seattle	10/0	0	0	0.0	0	0	
1991 Seattle		Injured Reserve					
<b>NFL TOTALS</b>	<b>111/88</b>	<b>31</b>	<b>296</b>	<b>9.5</b>	<b>35</b>	<b>1</b>	

**Additional Statistics: Tackles,** 1982 - 31; 1983 - 77; 1984 - 136; 1985 - 68; 1986 - 99; 1987 - 80; 1988 - 37; 1989 - 21; 1990 - 12; 1991 - IR; **561 in career. Fumble Recoveries,** 1985 - 3; 1984 - 4; 1985 - 1; **Career - 8.**

**Playoff Games Played/Started:** 1982 (L.A. Raiders) - 2/0; 1983 (L.A. Raiders) - 3/3; 1984 (L.A. Raiders) - 1/1; 1985 (L.A. Raiders) - 1/1; **Career - 7/5.**



## 10 DAN MCGWIRE QB

**Height:** 6-8      **Weight:** 243  
**College:** San Diego State  
**NFL Experience:** 2nd Year  
**How Acquired:** Draft (1st round 1991)  
**1991 Games Played/Started:** 1/1  
**Career Games Played/Started:** 1/1  
**Birthdate:** December 18, 1967  
**Birthplace:** Pomona, CA  
**Residence:** Redmond, WA

**1991:** Started and played the first half against the Indianapolis Colts. Completed 3-of-7 passes for 27 yards with one interception as Seahawks took a 17-0 halftime lead in a 31-3 win. Did not play in the second half. Active for five other games. Played in four preseason games completing 27-of-58 for 237 yards with no touchdowns and two interceptions. Was the Seahawks first-round draft choice, the 16th player chosen overall, and first quarterback taken. Is the first quarterback ever selected by the Seahawks in the first round.


**COLLEGE:** Played two seasons at San Diego State after transferring from the University of Iowa. Ranks second in San Diego State history with 528 completions and 7,484 yards. Threw 43 touchdown passes, fourth in school history. Attempted 889 passes, completing 59.1%. First-team All-Western Athletic Conference as a senior after throwing for 3,833 yards and 27 touchdowns with only seven interceptions. Completed 60.1% (270-of-449). Ranked fourth in passer efficiency in the country at 148.6. Second-team All-WAC Academic pick. Led the country in interception-avoidance at 1.56%. Completed 60.1% (270-449) of his passes. Had 178 attempts without an interception and had eight 300-plus yard games as a senior, including 530 against New Mexico. The 530 yards was six off the school record. Set a single-game total yardage record of 528 yards. Had 429 yards against Hawaii, 415 and five touchdowns against Wyoming, 369 and three scores, on a BYU stadium record 59 attempts, 344 against Texas-El Paso, 343 and three scores against UCLA, 343 and three versus Air Force, and 323 and two scores against Miami. Was 258-440 (58.6%) with 3,651 yards, 16 touchdowns and 19 interceptions in 1989. Ranks second and third in single-season passing yardage with 3,833 in 1990 and 3,651 in 1989. Threw for 361 yards and two scores against Air Force in his first game at San Diego State. Had 510 yards versus Utah, 426 against New Mexico State, 319 versus Hawaii, and 307 against Cal State-Fullerton. Had another game with 299 yards. Redshirted in 1988 after transferring. Started a pair of games in 1987 at Iowa and completed 41-of-72 passes for 506 yards, four touchdowns and two interceptions. Finished his four seasons completing 575-of-973 passes for 8,164 yards, with 49 touchdowns and 30 interceptions. Graduated with a degree in Public Administration.

**PERSONAL:** Attended Claremont High School in Claremont, California, lettering football and basketball. Threw for 6,559 yards and 65 touchdowns in his career, including 3,172 yards and 33 scores as a senior. Teams were 36-3-1 with him as a starter. Has four brothers, including Oakland Athletics all-star and Gold Glove first baseman Mark McGwire. Shortest brother is 6'-3". Mark and his wife, Dana, were married in March, 1992. Dana's father, Dan Orlich, played with the Green Bay Packers from 1949-51.

### McGWIRE'S NFL RECORD

#### Passing

Year	Club	G/S	Att	Cmp	Yds	Pct	TD	Int	LG	T/Y
1991	Seattle	1/1	7	3	27	42.9	0	1	13	0/0



### 86 TRAVIS McNEAL TE

**Height:** 6-3      **Weight:** 244  
**College:** Tennessee-Chattanooga  
**NFL Experience:** 4th Year  
**How Acquired:** Draft (4th round 1989)  
**1991 Games Played/Started:** 16/4  
**Career Games Played/Started:** 48/24  
**Birthdate:** January 10, 1967  
**Birthplace:** Birmingham, AL  
**Residence:** Birmingham, AL

**1991:** Played in 16 games, starting four. Scored his first career touchdown on a 12-yard pass against the New York Jets. Set career-highs with 17 receptions and 208 yards. Set single-game highs with four receptions and 66 yards against Kansas City.

**CAREER:** Has played in all 48 games with 24 starts since being a fourth-round draft choice in 1989. **1989:** Started five-of-the-last-six games. Had a 48-yard reception against Buffalo, which is the longest by a tight end in team history. **1990:** Played 16 games,

starting the first 14, at tight end. Had a 30-yard reception at New England and a 28-yarder, among three catches, in Denver.

**HONORS:** 1989, First-team All-Rookie (*Pro Football Weekly*).

**COLLEGE:** Selected to play in the Blue-Gray Game, East-West Shrine Game, and the Senior Bowl. Earned Division I-AA All-America honors and All-Southern Conference honors as a senior. Second-team all-conference as a junior. Had 29 receptions for 397 yards, a 13.7 average, and one touchdown in 1988. Finished his career with 90 catches for 1,266 yards, a 14.1 average, and four touchdowns. Was recruited as a quarterback. Majored in Industrial Management.

**PERSONAL:** Attended West End High School in Birmingham, Alabama, lettering in football as a quarterback and in basketball.

### McNEAL'S NFL RECORD

Club	G/S	Receiving				
		No	Yds	Avg	LG	TD
1989 Seattle	16/6	9	147	16.3	48	0
1990 Seattle	16/14	10	143	14.3	30	0
1991 Seattle	16/4	17	208	12.2	36	1
<b>NFL TOTALS</b>	<b>48/24</b>	<b>36</b>	<b>498</b>	<b>13.8</b>	<b>48</b>	<b>1</b>



**71 BRYAN MILLARD** **G**  
**Height:** 6-5      **Weight:** 283  
**College:** Texas  
**NFL Experience:** 9th Year  
**How Acquired:** Free Agent (USFL 1984)  
**1991 Games Played/Started:** 16/16  
**Career Games Played/Started:** 121/99  
**Birthdate:** December 2, 1960  
**Birthplace:** Sioux City, IA  
**Residence:** Redmond, WA

**1991:** Started 16 games at right guard and was voted a first alternate to the Pro Bowl for the second time in his career. Missed only three plays all season, but they snapped a streak of 2,646 consecutive plays over 42 games.

**CAREER:** Signed with the Seahawks during the 1984 preseason as a free agent after two seasons (1983 and 1984) with the New Jersey Generals of the United States Football League. Ranks 11th all-time with 121 games played, more than any other offensive lineman in Seattle history except teammate Edwin Bailey, who has 139. Has started at three different line positions, left tackle, right tackle and right guard, in his career. **1983:** Drafted on the 12th round of the USFL draft by New Jersey. Started the first seven games. Opened the first three at left tackle before moving to right tackle. Missed the last 11 weeks on injured reserve with a knee injury. **1984:** Started 17 regular season games and one postseason contest at right tackle for the Generals. Signed with the Seahawks as a free agent on August 7 and played 14 games as a reserve. Missed the last two games and the postseason on injured reserve with a back injury. **1985:** Played in 16 games and started at three different offensive line positions, four games at left tackle, four at right guard and one at right tackle. **1986:** Took over as the starter at right guard. Did not miss a play all season. **1987:** Started 12 games and the AFC Wild Card game. Became the first offensive lineman in team history to earn first-team All-NFL honors. Caught a deflected pass at Denver. **1988:** Played 15 games, starting 14. Missed one game and played on special teams only in another after suffering a rib injury at the Los Angeles Rams. First-team All-NFL choice. **1989:** Started 16 games and did not miss a play. **1990:** Started 16 games and did not miss an offensive play all year.

**HONORS:** 1987, *First-team All-NFL (NFL Films)*. 1988, *AFC Pro Bowl first alternate; First-team All-NFL (Sports Illustrated); Second-team All-AFC (UPI, College and Pro Football Newsweekly)*. 1991, *AFC Pro Bowl first alternate*.


**COLLEGE:** A two-year starter and first-team All-Southwest Conference selection. Team co-captain as a senior. Played in the 1983 Hula Bowl, the 1982 Cotton Bowl, 1980 Bluebonnet Bowl, and 1979 Sun Bowl while a member of the Longhorns. Majored in Education.

**PERSONAL:** Lettered in football and track at Dumas High School in Dumas, Texas. Bench presses over 560 pounds. Hobbies include playing country and western guitar and has performed in the Seattle area. Also has been a guest deejay on a local C&W station. Hosts an annual bass tournament to benefit Easter Seals during the offseason. Bryan and his wife, Connie, have a daughter, Allissa LeShea.

**Additional Statistics:** **Pass Receptions**, 1 for -5 yards in 1987. **Own Fumble Recoveries**, 1 in 1986; 2 in 1987; 1 in 1989; 1 in 1990; 1 in 1991; **6 career**. **Forced Fumbles**, 1 in 1991.

**Career Games Played/Started:** 1984 (Seattle) - 14/0; 1985 (Seattle) - 16/9; 1986 (Seattle) - 16/16; 1987 (Seattle) - 12/12; 1988 (Seattle) - 15/14; 1989 (Seattle) - 16/16; 1990 (Seattle) - 16/16; 1991 (Seattle) - 16/16; **Career - 121/99**.

**Career Playoff Games Played/Started:** 1984 (Seattle) - IR; 1987 (Seattle) - 1/1; 1988 (Seattle) - 1/1; **Career - 2/2**.



## 75 KEITH MILLARD DT

**Height:** 6-5

**Weight:** 263

**College:** Washington State

**NFL Experience:** 7th Year

**How Acquired:** Trade (Minnesota 1992)

**1991 Games Played/Started:** 0/0

**Career Games Played/Started:** 75/63

**Birthdate:** March 18, 1962

**Birthplace:** Pleasanton, CA

**Residence:** Redmond, WA

**1992:** Acquired from the Minnesota Vikings in exchange for a second-round 1992 draft choice and future considerations on April 25. Missed the entire 1991 season on injured reserve after suffering a reoccurrence of a 1990 knee injury in training camp.

**CAREER:** Originally drafted on the first round by the Vikings in 1984, the 13th player chosen in the round. Had 355 tackles, 53 sacks, seven forced fumbles and seven fumble recoveries. **1984:** Drafted by the Arizona Wranglers on the fifth round of the United States Football League draft. Arizona traded his rights to the Jacksonville Bulls on July 5. Signed with the Bulls after the season was over. **1985:** Played all 17 games with the Bulls. Was waived by Jacksonville on August 5 and signed with the Vikings on August 6. Played 16 games, starting five, with Minnesota. Team leader in sacks with 11, while collecting 58 tackles. **1986:** Started 15 games and led Vikings in sacks with 10 and had 72 total tackles. Posted three sacks against Cleveland. Had his first career interception against Pittsburgh. **1987:** Played nine games, starting eight. Missed three games and most of a fourth because of a calf muscle injury. Had 33 tackles and four sacks. **1988:** First-team All-NFL choice and NFC Pro Bowl starter. Started 15 games, collecting 90 tackles, eight sacks, and two fumble recoveries. Co-led the team in sacks and fumble recoveries. **1989:** Named NFL Defensive Player of the Year after finishing third in the league with 18 sacks. Had 10 sacks in the month of October to earn NFL Player of the Month honors. Credited with four sacks against Green Bay and three

versus Detroit. Returned an interception 48 yards against the Lions. Scored his first touchdown with a 31-yard fumble return against Atlanta. **1990:** Started the first four games before suffering a knee injury against Tampa Bay on September 30.

**HONORS:** **1988,** First-team All-NFL (Associated Press, UPI, Pro Football Writers of America, The Sporting News, College and Pro Football Newsweekly); NFC Pro Bowl starter. **1989,** NFL Defensive Player of the Year (Associated Press, Pro Football Weekly); First-team All-NFL (Associated Press, Pro Football Writers of America, Pro Football Weekly); First-team All-NFC (UPI, Pro Football Weekly); NFC Pro Bowl starter.

**COLLEGE:** First-team All-Pac 10 as a senior. Morris Trophy winner as the conference's top defensive lineman. Played in the East-West Shrine Game and Senior Bowl after his senior season. Played tight end as a freshman and was moved to defensive tackle as a sophomore. Took over as the starter as a junior. Led the team in sacks (12.5) and tackles for loss (6) while finishing second in tackles (80) as a senior. Majored in Sociology.

**PERSONAL:** Played tight end and outside linebacker at Foothill High School in Pleasanton, California. Keith and his wife, Sallie, have two boys, Dustin and John.

### MILLARD'S NFL RECORD

#### Defense

Club	G/S	Int	Tackles	Sacks	FF	FR
1985 Minnesota	16/5	0	58	11.0	1	1
1986 Minnesota	15/15	1	72	10.0	2	1
1987 Minnesota	9/8	0	33	4.0	1	2
1988 Minnesota	15/15	0	90	8.0	3	2
1989 Minnesota	16/16	1	90	18.0	0	1
1990 Minnesota	4/4	0	12	2.0	0	0
1991 Minnesota			Injured Reserve			
<b>NFL TOTALS</b>	<b>75/63</b>	<b>2</b>	<b>355</b>	<b>53.0</b>	<b>7</b>	<b>7</b>

**Additional Statistics:** Interceptions, 1 for 17 yards in 1986; 1 for 48 yards in 1989. **Scoring,** 1 touchdown with a fumble return in 1989.



## 72 JOE NASH

**DT**

**Height:** 6-3

**Weight:** 278

**College:** Boston College

**NFL Experience:** 11th Year

**How Acquired:** Free Agent (1982)

**1991 Games Played/Started:** 16/0

**Career Games Played/Started:** 146/111

**Birthdate:** October 11, 1960

**Birthplace:** Boston, MA

**Residence:** Natick, MA

**1991:** Played 16 games as a reserve defensive tackle and also saw some duty at end. Credited with 24 tackles, according to unofficial press box statistics. Voted by his teammates as the winner of the Ed Block Courage Award.

**CAREER:** Has spent his entire career with the Seahawks after signing as an undrafted free agent on May 14, 1982. Ranks tied for fourth all-time in games played (146) and is ninth in starts (111). Only Jacob Green (178) has played in more games as a defensive lineman in team history. Is the all-time leader with nine blocked kicks, seven field goals and two PATs. Ranks eighth in tackles with 572, according to unofficial press box statistics, and is third in sacks with 39.5, trailing Green (116.0) and Jeff Bryant (57.5). From midway through the 1983 season when Nash became the starter, through the 1990 season, that trio started 106-of-119 games together. Played defensive tackle in 1982 before switching to nose

tackle from 1983-89, and then moved back to tackle in 1990. Has played in 146-of-147 games in his career missing at San Diego in 1988 due to a knee injury. Voted into the Pro Bowl after the 1984 season and was a first alternate in 1985. **1982:** Played in seven-of-nine games and started the season finale against Denver at left tackle. **1983:** Became the starter at nose tackle on week nine, and started the last eight regular season games and all three in the postseason. Credited with 42 tackles, according to unofficial press box statistics, and added 15 in the playoffs, including 11 at the Los Angeles Raiders in the AFC Championship game. **1984:** AFC Pro Bowl selection and 16-game starter at nose tackle. Became the first Seahawks defensive lineman accorded Pro Bowl honors. Led all defensive linemen in tackles with 82 and added seven sacks. Recovered a fumble against Chicago for his first career touchdown. Tied a team record with two fumble recoveries against Cleveland. Blocked two field goals, one with 4:18 left preserving a 17-14 win over the Raiders. Started both playoff games. **1985:** Started 16 games and posted career-highs in tackles with 87 and in sacks with nine. Added two blocked place kicks. **1986:** Played 16 games, starting 11. Opened the first nine before playing as a reserve for five games. Returned to start the last two. Credited with 51 tackles and five sacks. **1987:** Started 12 games and had 44 tackles, three-and-a-half sacks and a blocked PAT. Recorded eight tackles in the AFC Wild Card game at Houston. **1988:** Played and started 15 games, missing at San Diego. That snapped a streak of 85 straight played. Led all defensive linemen in tackles with 66. **1989:** Started 16 games and set a career high with 92 tackles, a total bettered by only one defensive lineman in team history. Also set single game marks for tackles (12), sacks (2.5) and forced fumbles (2) at Cincinnati. Blocked a team record three field goals, including one with 2:21 left, preserving a 17-16 win at San Diego. **1990:** Started all 16 games at left defensive tackle after moving from nose tackle. Credited with 53 tackles, one sack, two tackles for loss, and a forced fumble, according to unofficial press box statistics.

**HONORS:** **1984,** *First-team All-NFL (AP, NFL Films, College and Pro Football Newsweekly, Pro Football Weekly); Second-team All-NFL (NEA); All-AFC (Pro Football Weekly, UPI); Gino Cappelletti Award by the New England 1776 Club (NFL player who has achieved the most after entering the league with the least fanfare); AFC Pro Bowl starter. 1985,* *Second-team All-NFL (NEA); AFC Pro Bowl first alternate. 1991, Ed Block Courage Award as voted by his teammates.*

**COLLEGE:** Four-year letterman. Second-team All-New England selection as a senior. Had 88 tackles, one fumble recovery and five sacks in 1981. Sociology major.

**PERSONAL:** Attended Boston College High, where he lettered in football and track. Joe, his wife, Nancy, daughter, Alissa, and son Robbie, spent the offseason in Natick, Massachusetts, where Joe works with the Robert Marcus Real Estate Company.

### NASH'S NFL RECORD

#### Defense

	Club	G/S	Int	Tackles	Sacks	FF	FR
1982	Seattle	7/1	0	31	1.0	0	0
1983	Seattle	16/8	0	42	3.0	2	0
1984	Seattle	16/16	0	82	7.0	2	3
1985	Seattle	16/16	0	87	9.0	2	0
1986	Seattle	16/11	0	51	5.0	1	2
1987	Seattle	12/12	0	44	3.5	1	0
1988	Seattle	15/15	0	66	2.0	1	1
1989	Seattle	16/16	0	92	8.0	3	0
1990	Seattle	16/16	0	53	1.0	1	1
1991	Seattle	16/0	0	24	0.0	0	0
<b>NFL TOTALS</b>		<b>146/111</b>	<b>0</b>	<b>572</b>	<b>39.5</b>	<b>13</b>	<b>7</b>



**Additional Statistics: Scoring,** 1 FR-TD in 1984. **Blocked Kicks,** 2 FGs in 1984; 1 FG in 1985; 1 PAT in 1985; 1 PAT in 1987; 1 FG in 1988; 3 FGs in 1989; **9 in career (7 FGs, 2 PATs).**

**Playoff Games Played/Started:** 1983 (Seattle) - 3/3; 1984 (Seattle) - 2/2; 1987 (Seattle) - 1/1; 1988 (Seattle) - 1/1; **Career - 7/7.**



## **58 RICK NEWBILL LB**

**Height:** 6-1      **Weight:** 240  
**College:** Miami  
**NFL Experience:** 2nd Year  
**How Acquired:** Free Agent (1991)  
**1991 Games Played/Started:** 1/0  
**Career Games Played/Started:** 4/0  
**Birthdate:** February 8, 1968  
**Birthplace:** Camden, NJ  
**Residence:** Mullica Hills, NJ

**1991:** Was waived on August 20 and re-signed as a free agent on October 8. Inactive his first game back before playing at Pittsburgh. Inactive the next four games before being waived on November 30. Placed on injured reserve on December 5.

**CAREER:** Drafted by the Houston Oilers on the fifth round in 1990. **1990:** Was waived by the Oilers on September 3 and signed by the Minnesota Vikings to their practice squad on November 13. Vikings activated him from the practice squad on November 24 and he played in two games. Was waived and re-signed to the practice squad on December 5. Signed by the Seahawks off Minnesota's practice squad on December 23. He played one play, on punt coverage against the Detroit Lions, for Seattle.

**COLLEGE:** Played two seasons at Miami after transferring from Bakersfield Community College in Bakersfield, California. Started at strong outside linebacker as a senior and finished second on the team with 94 tackles. Also had 10 tackles for loss, and two sacks. Had 15 tackles against Florida State, 14, including three for loss, against Michigan State, and eight in the Sugar Bowl against Alabama as Miami won the national championship. Finished his career with 117 tackles, 13 tackles for loss, and three sacks. Majored in Law Enforcement.

**PERSONAL:** Lettered in football and basketball at Clearview High School in Clearview, New Jersey. College teammate and roommate of Seahawks defensive tackle Cortez Kennedy.

**Career Games Played/Started:** 1990 - 3/0 (Minnesota 2/0 and Seattle 1/0); 1991 (Seattle) - 1/0; **Career - 4/0.**



## **21 MIKE OLIPHANT RB**

**Height:** 5-9      **Weight:** 171  
**College:** Puget Sound  
**NFL Experience:** 3rd Year  
**How Acquired:** Plan B (Cleveland '92)  
**1991 Games Played/Started:** 4/0  
**Career Games Played/Started:** 26/0  
**Birthdate:** May 19, 1963  
**Birthplace:** Jacksonville, FL  
**Residence:** Folsom, CA

**1992:** Signed as a Plan B Free Agent on March 31. Played in the first four games of the 1991 season with the Cleveland Browns before missing the last 12 games on injured reserve with a hamstring injury.

**CAREER:** Originally drafted by the Washington Redskins on the

third round in 1988 and was traded to the Cleveland Browns on draft day 1989. **1988:** Played eight games as a reserve running back and special teams performer. Hampered by a preseason groin injury and missed seven games on injured reserve. Blocked a punt against the Cleveland Browns that set up a field goal. Caught six passes in preseason action, four for scores. **1989:** Acquired by Cleveland from the Redskins in exchange for running back Earnest Byner on April 23. Played 14 games, mainly on special teams. Ranked second on the team with 21 special teams tackles, including a team-high 15 solos. Scored his first career touchdown against Pittsburgh in the opener, along with having five special teams tackles. **1990:** Missed the entire season on injured reserve with a hamstring injury.

**COLLEGE:** Set six school records as a running back including most rushing yards (3,601), touchdowns (48), touchdowns and points in a game (six and 30), most touchdowns in a season (16 in 1987), and season rushing yards (1,174 in 1985). Had five 200-yard rushing games in his career. First-team Kodak Little All-America choice as a senior as he scored 16 touchdowns in only seven games. Also averaged 33.0 yards on kickoff returns and 20.1 on punts. Finished his career averaging 8.6 yards per rush, 16.0 on receptions, 25.5 on kickoffs, and 12.7 on punts. Scored 42 touchdowns rushing, four on receptions, and two on punts. Majored in Business.

**PERSONAL:** Attended Federal Way High School in Federal Way, Washington, lettering in track. Did not play football in high school, but played semi-pro football for the Auburn Panthers after graduation. Former Puget Sound alumnus Randy Moon convinced him to attend college. Had worked as a welder, cook, and inventor after high school. Decision to play semi-pro football was made on the outcome of a coin flip.

### OLIPHANT'S NFL RECORD

		Rushing					
Club	G/S	Att	Yds	Avg	LG	TD	
1988 Washington	8/0	8	30	3.8	20	0	
1989 Cleveland	14/0	15	97	6.5	21	1	
1990	Injured Reserve						
1991 Cleveland	4/0	0	0	0.0	0	0	
<b>NFL TOTALS</b>	<b>26/0</b>	<b>23</b>	<b>127</b>	<b>5.5</b>	<b>21</b>	<b>1</b>	

		Receiving				
Club	G/S	No	Yds	Avg	LG	TD
1988 Washington	8/0	15	111	7.4	16	0
1989 Cleveland	14/0	3	22	7.3	9	0
1990	Injured Reserve					
1991 Cleveland	4/0	0	0	0.0	0	0
<b>NFL TOTALS</b>	<b>26/0</b>	<b>18</b>	<b>133</b>	<b>7.4</b>	<b>16</b>	<b>0</b>

**Additional Statistics:** Kickoff Returns, 7 for 127 yards, 18.1 average, 26 long, and 0 touchdowns in 1988; 5 for 69 yards, 13.8 average, 28 long, 0 touchdowns in 1989; **12 for 196 yards, 16.3 average, 28 long, 0 touchdowns, career.** Punt Returns, 7 for 24 yards, 3.4 average, 11 long, 0 touchdowns, 0 fair catches in 1988; **7 for 24 yards, 3.4 average, 11 long, 0 touchdowns, 0 fair catches, career.**

## ROOKIE QUARTERBACKS

Dan McGwire became only the second rookie to ever start for the Seahawks when he opened a game against the Indianapolis Colts on September 29. McGwire, who played the first half and completed 3-of-7 passes for 27 yards, joins teammate Kelly Stouffer as the only rookies to start at quarterback in franchise history. Stouffer started six games in 1988.



## 97 RUFUS PORTER LB

**Height:** 6-1      **Weight:** 227  
**College:** Southern  
**NFL Experience:** 5th Year  
**How Acquired:** Free Agent (1988)  
**1991 Games Played/Started:** 15/15  
**Career Games Played/Started:** 59/30  
**Birthdate:** May 18, 1965  
**Birthplace:** Amite, LA  
**Residence:** Katy, TX

**1991:** Started 15 games at right outside linebacker, missing the Atlanta game with a shoulder injury. Led the team in sacks with 10, was third in tackles with 80, and had a team-high four forced fumbles, according to unofficial press box statistics. Recorded three sacks in the second Denver game and had two against Indianapolis. Also credited with 11 tackles and two forced fumbles against the Broncos and was named AFC Defensive Player of the Week. Posted his first career interception at Cincinnati.

**CAREER:** Ranks as one of the NFL's most respected outside pass rushers. Signed with the Seahawks as an undrafted free agent in 1988. Spent his first two seasons on special teams, earning a pair of Pro Bowl berths, before moving into a designated pass rusher role in 1989 and then to a full-time starter in 1990. Has 25.5 sacks, ranking fourth all-time, in 30 starts, and 12 forced fumbles, tied for fourth. Led the team in sacks in both 1989 and 1991. **1988:** Played 16 games and one playoff game on special teams. Named as the AFC's Pro Bowl special teams player after leading the team with 16 special teams tackles. Had four tackles in his first game, earning a game ball. Saw some action at right end in the nickle late in the season and forced a fumble against Denver. **1989:** Played in 16 games and started three-of-the-first-four at left outside linebacker. Earned a second straight Pro Bowl trip as a special teamer. Made his biggest impression as a pass rusher, racking up a team-high 10.5 sacks, despite playing a limited amount. First-team All-NFL pick by *Sports Illustrated* as a designated pass rusher. Had three sacks, two forced fumbles and drew a key holding penalty at San Diego in a 17-16 win and came back with two sacks the next week against Denver. Posted nine sacks and three forced fumbles in five consecutive games, weeks six through ten. Also led the team in forced fumbles (4), special teams tackles (13) and tackles inside the 20 on kickoff coverage (4). **1990:** Started the first 12 games at right outside linebacker before missing the last four games on injured reserve with a groin injury against Houston. Credited with 50 tackles, 10 tackles for loss, five sacks, four fumble recoveries, and two forced fumbles, according to unofficial press box statistics. Recovered an overtime fumble at the San Diego 23 setting up the game-winning field goal.

**HONORS:** **1988,** AFC Pro Bowl squad; First-team All-NFL (*College and Pro Football Newsweekly*); First-team All-Rookie (*Pro Football Weekly and College and Pro Football Newsweekly*). **1989,** AFC Pro Bowl squad; First-team All-NFL (*Sports Illustrated, Pro Football Weekly*); First-team All-AFC (*Pro Football Weekly*); *Seattle Post-Intelligencer Sports Star of the Year* nominee.

**COLLEGE:** Second-team All-Southwestern Athletic Conference as a both a junior and a senior. Totaled 104 tackles, five-and-a-half sacks, two fumble recoveries, and two interceptions as a junior. Had 107 tackles and eight sacks as a senior. Finished his career with 312 tackles, 18 sacks, four interceptions, and two fumble recoveries. Physical Education major.

**PERSONAL:** Attended Capitol High School in Baton Rouge, Louisiana, where he lettered in football, basketball, and baseball.


## PORTER'S NFL RECORD

### Defense

	Club	G/S	Int	Tackles	Sacks	FF	FR
1988	Seattle	16/0	0	17	0.0	1	1
1989	Seattle	16/3	0	49	10.5	5	0
1990	Seattle	12/12	0	51	5.0	2	4
1991	Seattle	15/15	1	85	10.0	4	0
<b>NFL TOTALS</b>		<b>59/30</b>	<b>1</b>	<b>202</b>	<b>25.5</b>	<b>12</b>	<b>5</b>

Totals include special teams statistics.

**Career Playoff Games Played/Started:** 1988 (Seattle) - 1/0.



### 41 EUGENE ROBINSON S

Height: 6-0

Weight: 191

College: Colgate

NFL Experience: 8th Year

How Acquired: Free Agent (1985)

1991 Games Played/Started: 16/16

Career Games Played/Started: 108/90

Birthdate: May 28, 1963

Birthplace: Hartford, CT

Residence: Redmond, WA

**1991:** Started 16 games at free safety. Voted a first-team All-NFL performer by *Sports Illustrated* and was named team Most Valuable Player in a vote by his teammates. Led team with five interceptions, including at least one in four straight games, to tie the team record. Finished second in tackles with 91, according to unofficial press box statistics, and had at least five in 11 games. Credited with a sack at Denver.

**CAREER:** Has spent his entire career with the Seahawks after signing as an undrafted free agent on June 4, 1985. Has not missed a game due to injury in his career. Ranks fifth in interceptions with 22, and has 13 in the last three seasons. Is fifth in tackles with 593, according to unofficial press box statistics. Has never finished lower than third in tackles since becoming a starter in 1986. Finished first in 1988 and 1989, the only defensive back to lead in consecutive seasons. Was second in 1986, 1990, and 1991, and third in 1987. Has led, or co-led, the team in interceptions in each of the last three seasons. **1985:** Signed originally as a cornerback and was moved to safety in training camp. Played 16 games and had two interceptions. Returned the second 47 yards. Credited with 28 tackles, according to unofficial press box statistics, including nine against Denver in the finale. **1986:** Started 16 games and ranked second in tackles with 99. Recovered a fumble with seven seconds left at New England to preserve a six-point win. Totaled takeaways in four straight games (one interception, three fumble recoveries). Led the team with three fumble recoveries. **1987:** Started 12 games and the wild card game at Houston. Was third in tackles with 69, according to unofficial press box statistics. Had two interceptions at Chicago and also posted a career-high 11 tackles. Returned a blocked punt 15 yards against Green Bay for his first career touchdown. Upped his single-game high in tackles to 15 at Houston in the playoffs. **1988:** Voted by his teammates as a defensive co-captain. Started 16 regular season and one postseason game. Led team in tackles with a career-high 115. Became the first defensive back to lead in tackles since Dave Brown in 1976. Only John Harris with 117 in 1980, had more tackles among defensive backs in team history. Added 11 tackles at Cincinnati in the playoffs. **1989:** Played 16 games, starting the last 14. Led the team for the second straight season in tackles with 102. Also led in interceptions with a single-season best five. **1990:** Started 16 games and co-led the team in

interceptions with three and in fumble recoveries with four. Finished second in tackles with 82, according to unofficial press box statistics. Recovered a fumble and had an interception at New England. Intercepted a pair of key passes in two wins. Had a fourth quarter theft at San Diego and returned it 30 yards setting up the game-tying touchdown. In the second Denver game, his late third quarter interception and 39-yard return set up the game-winning touchdown. Ended the year by returning a fumble 16 yards for a touchdown breaking a 10-10 tie in a 30-10 win over Detroit.

**HONORS:** 1991, *First-team All-NFL (Sports Illustrated); Marcus Nalley Trophy (Seahawks Most Valuable Player as voted by teammates); Seattle NFL Man of the Year.*

**COLLEGE:** Three-year letterman and two-year starter. Registered 52 tackles and two interceptions as a senior. Had 34 tackles and one interception in both his junior and sophomore seasons. Graduated with a degree in Computer Science.

**PERSONAL:** Attended Weaver High in Hartford, Connecticut, lettering in football and wrestling. His high school English teacher, Jannie Phillips, was named NFL Teacher of the Month for December 1991. Eugene and his wife, Gia, have a daughter, Brittany, and a son, Brandon. Hobbies include computer programming and playing the saxophone.

### ROBINSON'S NFL RECORD

		Interceptions					
Club	G/S	No	Yds	Avg	LG	TD	
1985 Seattle	16/0	2	47	23.5	47	0	
1986 Seattle	16/16	3	39	13.0	25	0	
1987 Seattle	12/12	3	75	25.0	44	0	
1988 Seattle	16/16	1	0	0.0	0	0	
1989 Seattle	16/14	5	24	4.8	20	0	
1990 Seattle	16/16	3	89	29.7	39	0	
1991 Seattle	16/16	5	56	11.2	27	0	
<b>NFL TOTALS</b>	<b>108/90</b>	<b>22</b>	<b>330</b>	<b>15.0</b>	<b>47</b>	<b>0</b>	

		Defense					
Club	G/S	Int	Tackles	Sacks	FF	FR	
1985 Seattle	16/0	2	28	0.0	0	0	
1986 Seattle	16/16	3	99	0.0	0	3	
1987 Seattle	12/12	3	69	0.0	0	1	
1988 Seattle	16/16	1	115	1.0	1	0	
1989 Seattle	16/14	5	107	0.0	2	0	
1990 Seattle	16/16	3	82	0.0	1	4	
1991 Seattle	16/16	5	93	1.0	1	1	
<b>NFL TOTALS</b>	<b>108/90</b>	<b>22</b>	<b>593</b>	<b>2.0</b>	<b>5</b>	<b>9</b>	

Totals include special teams statistics.

**Additional Statistics:** Kickoff Returns, 1 for 10 yards in 1985. Scoring, 1 TD (blocked punt return) in 1987; 1 TD (opponent fumble recovery) in 1990.

**Playoff Games Played/Started:** 1987 (Seattle) - 1/1; 1988 (Seattle) - 1/1; Career - 2/2.

## 1991 ATTENDANCE SUMMARY

Total Preseason (4 Games)	199,336 (49,834 avg.)
2 Home Games	103,559 (51,780 avg.)
2 Road Games	95,777 (47,889 avg.)
Total Regular Season (16 Games)	934,783 (58,424 avg.)
8 Home Games	458,914 (57,364 avg.)
8 Road Games	475,869 (59,484 avg.)
Total Attendance (20 Games)	1,134,119 (56,706 avg.)
Total Home (10 Games)	562,473 (56,247 avg.)
Total Road (10 Games)	571,646 (57,165 avg.)



## 70 MIKE SINCLAIR DE

**Height:** 6-4      **Weight:** 255  
**College:** Eastern New Mexico  
**NFL Experience:** 1st Year  
**How Acquired:** Draft (6th round 1991)  
**1991 Games Played/Started:** 0/0  
**Career Games Played/Started:** 0/0  
**Birthdate:** January 13, 1968  
**Birthplace:** Galveston, TX  
**Residence:** Houston, TX


**1992:** Loaned to the Sacramento Surge for the World League's 1992 season. Started 10 games at left end and finished second in the league in sacks with 10.0 and was a first-team all league selection. Sacramento won the North American West Division with an 8-2 record and advanced to World Bowl II where they defeated the Orlando Thunder, 21-17, to capture the World League championship. Contributed a key forced fumble and recovery to help seal the victory. Was credited with 54 tackles, three forced fumbles and two fumble recoveries in the regular season.

**CAREER:** Seahawks sixth-round 1991 draft choice. **1991:** Was waived on August 26 and signed to the practice squad two days later. Spent the first 12 games on the practice squad before being activated on November 30. Active for the next two games before missing the last two games on injured reserve with a back injury.

**COLLEGE:** Four-year letterman and starter. Played his first two seasons as a linebacker before moving to defensive end. First-team All-Lone Star Conference as a junior and senior. Sikes Award winner as a senior as conference Defensive Lineman of the Year. Selected to the All-Lone Star Conference All-Decade Team of the 80's. Team Captain in 1990. All-Conference second-team pick as a sophomore. Posted 70 tackles, 18 tackles for loss, and 15.5 sacks as a senior. Had 75 tackles and nine-and-a-half sacks in 1989. Posted a career-high 82 tackles as a freshman. Finished his career with 279 tackles, 45 tackles for loss, and 30 sacks. Physical Education major.

**PERSONAL:** Football, basketball, and track letterman at Beaumont Charlton-Pollard High School in Beaumont, Texas. Mike and his wife, Betty, live in Houston, Texas.



**94 ROD STEPHENS LB**

**Height:** 6-1      **Weight:** 237  
**College:** Georgia Tech  
**NFL Experience:** 4th Year  
**How Acquired:** Free Agent (1990)  
**1991 Games Played/Started:** 16/0  
**Career Games Played/Started:** 30/0  
**Birthdate:** June 14, 1966  
**Birthplace:** Atlanta, GA  
**Residence:** Atlanta, GA

**1991:** Played 16 games as a short-yardage linebacker and special teams performer. Forced a fumble on the goal line and recovered another at Cincinnati. Co-led in special teams tackles (12) and in tackles inside the 20 on kickoff coverage (4).

**CAREER:** Originally signed by the Seahawks as a free agent in 1989. Signed with the Denver Broncos under Plan B in 1990 and was later re-signed by Seattle. **1989:** Played ten games with the Seahawks as a reserve. Spent the first two games on the developmental squad before being activated. Played the next six games before being inactive. Was waived and re-signed to the developmental squad for two games before being activated for the last four games. Credited with 10 special teams tackles. **1990:** Signed with Denver on April 1 and was waived on August 23. Signed with the Seahawks on December 5. Played in the last four games and was credited with one special teams tackle.

**COLLEGE:** Four-year letterman. Finished second in tackles in 1988 with 86 and had three tackles for loss and two forced fumbles. Registered 48 tackles in 1987, 62 in 1986, and nine in 1984. Redshirted in 1985. Ended his career with 205 tackles, eight tackles for loss, and five sacks. Majored in Textile Engineering.

**PERSONAL:** Lettered in football, basketball, and track at North Fulton High School in Atlanta, Georgia. Full name is Rodrequis La'Vant Stephens.

**Additional Statistics: Special Teams Tackles,** 1989 - 10; 1990 - 1; 1991 - 12; **Career - 23. Defensive Tackles,** 4 in 1991; **Forced Fumbles,** 1 in 1991; **Opponent Fumble Recoveries,** 1 in 1991.

**Career Games Played/Started:** 1989 (Seattle) - 10/0; 1990 (Seattle) - 4/0; 1991 (Seattle) - 16/0; **Career - 30/0.**

**11 KELLY STOUFFER QB**

**Height:** 6-3      **Weight:** 214  
**College:** Colorado State  
**NFL Experience:** 4th Year  
**How Acquired:** Trade (Phoenix 1988)  
**1991 Games Played/Started:** 2/1  
**Career Games Played/Started:** 13/9  
**Birthdate:** July 6, 1964  
**Birthplace:** Scottsbluff, NE  
**Residence:** Redmond, WA

**1991:** Spent the first four games on injured reserve with a preseason shoulder injury suffered against Phoenix. Activated and spent the next two games on inactive. Saw his first action since November 26, 1989, at the Los Angeles Raiders. Started at Atlanta in game 15 and played seven plays before being forced out of the game due to a knee injury. Spent the season finale on injured reserve.

**CAREER:** Originally drafted by the St. Louis Cardinals with the sixth pick on the first round of the 1987 draft. Sat out the whole

season in a contract dispute. Traded by the Cardinals to the Seahawks on April 22, 1988, in exchange for a fifth-round 1988 draft choice and first and fifth-round 1989 choices. **1987:** Did not play because of a contract dispute. **1988:** Played eight games, starting six, for an injured Dave Krieg (shoulder). Posted a 3-3 record including road wins against Atlanta and Cleveland. Set an NFL rookie record with 370 yards passing against the New Orleans Saints, completing 27-of-46 passes. Yardage was the sixth highest total in team history. Threw for 133 yards and a touchdown in the second half against San Francisco in his first game. **1989:** Active for 12 games, played three and started two, at the New York Giants and at Denver. **1990:** Spent 15-of-16 games on the inactive list. Active for the first Kansas City game, but did not play.

**COLLEGE:** Started three years at Colorado State after transferring from junior college. Finished his career as the school's all-time leader in passing yardage (7,142), completing 577-of-1,016 attempts (56.8%) with 36 touchdowns and 38 interceptions. Also ranked first in total offense with 6,680 net yards, and holds three-of-the-top-six single-season passing yardage performances. First-team All-Western Athletic Conference choice as a senior, completing 205-of-374 passes for 2,604 yards, seven touchdowns and 14 interceptions. Voted Player of the Game in the East-West Shrine Game after his senior year. Transferred to Colorado State from Garden City Community College in Garden City, Kansas. Holds the national junior college single-game record with 74 pass attempts in 1982. Graduated with a degree in Biology.

**PERSONAL:** Lettered in football, basketball, and track at Rushville High School in Rushville, Nebraska. Kelly, and his wife, Barbara, live in Redmond. Last name is pronounced STOFF-er.

### STOUFFER'S NFL RECORD

#### Passing

Year	Club	G/S	Att	Cmp	Yds	Pct	TD	Int	LG	T/Y
1988	Seattle	8/6	173	98	1106	56.6	4	6	53	13/110
1989	Seattle	3/2	59	29	270	49.2	0	3	29	9/90
1990	Seattle	0/0	0	0	0	0.0	0	0	0	0/0
1991	Seattle	2/1	15	6	57	40.0	0	1	19	2/9

**NFL TOTALS** 13/9 247 133 1433 53.8 4 10 53 24/209

**Quarterback Rating:** 1988 - 69.2; 1989 - 40.9; 1990 - N/A; 1991 - 23.5; **Career - 59.7.**

**Additional Statistics:** **Rushing,** 19 attempts for 27 yards, 1.4 average, 17 long, 0 touchdowns in 1988; 2 for 11 yards, 5.5 average, 9 long, 0 touchdowns in 1989; 0 attempts in 1991; **21 attempts for 38 yards, 1.8 average, 17 long, 0 touchdowns, career.**

### SINGLE GAME HIGHS

#### Passing

**Most Attempts:** 46, vs. New Orleans 10/16/88

**Most Completions:** 27, vs. New Orleans 10/16/88

**Most Yards:** 370, vs. New Orleans 10/16/88

**Highest Percentage:** 73.3, vs. San Francisco 9/25/88 (11-of-15)

**Longest Completion:** 53, to Brian Blades, vs. Atlanta 10/2/88


**Most Touchdowns:** 2, vs. San Diego 10/30/88

**Most Interceptions:** 3, vs. L.A. Rams 10/23/88

## LARGENT AWARD

Rufus Porter was the 1991 winner of the Steve Largent Award, given to the Seahawks player that best exemplifies the spirit, dedication, and integrity of the Seattle Seahawks. Porter was signed as an undrafted free agent in 1988 and has expanded his game from being a two-time Pro Bowl special teams player into one of the league's most respected pass rushers.





## 85 DOUG THOMAS WR

Height: 5-10      Weight: 178  
 College: Clemson  
 NFL Experience: 2nd Year  
 How Acquired: Draft (2nd round 1991)  
 1991 Games Played/Started: 11/0  
 Career Games Played/Started: 11/0  
 Birthdate: September 18, 1969  
 Birthplace: Rockingham, NC  
 Residence: Clemson, SC

**1991:** On the active roster for 16 games, playing in 11 as a reserve and on special teams. Caught three passes for 27 yards. Made his first NFL reception at Los Angeles against the Raiders. Caught two passes for 20 yards at Atlanta. Added four special teams tackles, including two inside the 20 on kickoff coverage. Was chosen on the second round of the 1991 draft.

**COLLEGE:** Standout on both the Clemson football and track teams. Earned four letters in football and five in track in his career. Set a school single-season and career record for kickoffs returned for touchdowns in both a season and career. Had a pair of 98-yard returns in 1990, against Long Beach State and Maryland. Averaged 30.7 yards on 10 returns as a senior, failing to qualify for the national title by one return. Finished second on the team in 1990 with 16 receptions for 252 yards, a 15.8 yard average, and no touchdowns. Ended his career with 25 receptions for 362 yards, a 14.5 yard average, and no scores. Returned 22 kickoffs for a 25.3 yard average and two scores. All-Atlantic Coast Conference in both 1989 and 1990. Won the ACC Indoor 55-meter dash track championships in 1990 with an ACC meet record 6.21 clocking. ACC 100-meter champion at 10.39 in 1989, qualifying for the NCAA Indoor Championships. Was second in 1990 at 10.30. All-ACC pick in both indoor and outdoor in 1989. Ran lead leg on ACC Championship 4x100 relay team, which finished second at the NCAAs. Third in the ACC indoor meet in the 55 meters. Management major.

**PERSONAL:** Football, basketball, and track letterman at Richmond High School in Hamlet, North Carolina. His brother, John, played football and baseball at South Carolina State and currently is an outfielder in the Philadelphia Phillies organization. His cousin, Mike Quick, was a first-round draft choice of the Philadelphia Eagles in 1982.

### THOMAS' NFL RECORD

		Receiving					
Club	G/S	No	Yds	Avg	LG	TD	
1991 Seattle	11/0	3	27	9.0	11	0	



## 56 JOE TOFFLEMIRE C

Height: 6-2      Weight: 273  
 College: Arizona  
 NFL Experience: 3rd Year  
 How Acquired: Draft (2nd round 1989)  
 1991 Games Played/Started: 0/0  
 Career Games Played/Started: 16/0  
 Birthdate: July 7, 1965  
 Birthplace: Los Angeles, CA  
 Residence: Issaquah, WA


**1991:** Spent the first 15 weeks on injured reserve with a training camp back injury. Activated for the Los Angeles Rams game after a knee injury to Grant Feasel, but did not play.

**CAREER:** Second-round 1989 draft choice. **1989:** Active for 16 games, but did not play. **1990:** Played in 16 games as a special teams performer. Saw his first action at center against the Raiders in Los Angeles playing eight plays. Also played center at Green Bay and at Miami.

**COLLEGE:** Four-year starter and three-time first-team All-Pac-10 choice. Second-team choice as a freshman. Morris Trophy winner in 1988 as conference offensive lineman of the year, as voted by the defensive linemen. Second-team All-America as a senior as selected by College and Pro Football Weekly. Entered college as an outside linebacker. Redshirted in 1984 and switched to center during spring practice. Graduated with a degree in Real Estate.

**PERSONAL:** Lettered in football at Post Falls High School in Post Falls, Idaho. His younger brother, Paul, took over at center after Joe's graduation and lettered four seasons, starting three. Joe and his wife, Michelle, have a son, Michael.

**Career Games Played/Started:** 1989 (Seattle) - 0/0; 1990 (Seattle) - 16/0; 1991 (Seattle) - 0/0; **Career - 16/0.**



## 14 RICK TUTEN

P

**Height:** 6-2

**Weight:** 218

**College:** Florida State

**NFL Experience:** 4th Year

**How Acquired:** Free Agent (1991)

**1991 Games Played/Started:** 10/0

**Career Games Played/Started:** 26/0

**Birthdate:** January 5, 1965

**Birthplace:** Perry, FL

**Residence:** Ocala, FL

**1991:** Third of three punters used during the season, signing as a free agent on October 9. Established new team single-season records with a 43.0 gross average and a 36.9 net average. Ranked second in the AFC in net and was fifth in gross. Averaged 45.8 on five punts, with a career-best long of 60, against the Los Angeles Raiders in his first game. Went to camp with the Buffalo Bills and was waived on August 21. Also had a free agent tryout with the Green Bay Packers.

**CAREER:** Signed as a free agent with the San Diego Chargers in 1988 and the Washington Redskins in 1989, but was released prior to the regular season in each case. **1989:** Signed as a free agent with the Philadelphia Eagles for the last two regular season games and averaged 36.6 on seven punts. Played in the wild card playoff game and averaged 38.4 on eight punts. **1990:** Signed with the Buffalo Bills in March after being waived by the Eagles. Was waived by Buffalo on August 20 and re-signed on September 19. Punted in 14 games, averaging 39.8 yards, with 12 inside the 20 yard line. Played in all three postseason games, including Super Bowl XV against the New York Giants. Averaged 39.4 yards on nine punts and had one tackle against the Giants.

**COLLEGE:** Two-year letterman at Florida State after lettering two seasons, 1983-84, at the University of Miami. Averaged 38.9 yards on 37 punts as a senior. Had a 41.6 average on 38 punts at Miami in 1984, the fourth-highest single-season average in school history.

## RING OF HONOR

Quarterback Jim Zorn was the second inductee into the Seahawks Ring of Honor around the 200 Level of the Kingdome. Zorn, who played 126 games, starting 100, his career from 1976-94, joins Steve Largent, a 1989 honoree.

**PERSONAL:** Attended Forest High School in Ocala, Florida. Rick and his wife, Nancy, live in Ocala during the offseason.

### TUTEN'S NFL RECORD

Club	G/S	Punting							
		No	Yds	Avg	Net	LG	I20	TB	Bk
1989 Philadelphia	2/0	7	256	36.6	33.6	45	1	1	0
1990 Buffalo	14/0	53	2107	39.8	34.2	55	12	4	0
1991 Seattle	10/0	49	2106	43.0	36.9	60	8	3	0
<b>NFL TOTALS</b>	<b>26/0</b>	<b>109</b>	<b>4469</b>	<b>41.0</b>	<b>38.3</b>	<b>60</b>	<b>21</b>	<b>8</b>	<b>0</b>

### SINGLE GAME HIGHS

#### Punting

**Most Punts:** 7, at San Diego 11/10/91


**Most Yards:** 275, at Pittsburgh 10/20/91

275, at San Diego 11/10/91

**Highest Average (Min 3 Punts):** 46.6, vs. L.A. Rams 12/22/91 (5-233)

**Longest Punt:** 60, vs. L.A. Raiders 10/13/91

**Most Inside the 20:** 3, at San Diego 11/10/91



## 42 CHRIS WARREN RB

**Height:** 6-2

**Weight:** 226

**College:** Ferrum

**NFL Experience:** 3rd Year

**How Acquired:** Draft (4th round 1990)

**1991 Games Played/Started:** 16/1

**Career Games Played/Started:** 32/1

**Birthdate:** January 24, 1967

**Birthplace:** Silver Springs, MD

**Residence:** Fairfax, VA

**1991:** Played 16 games as a reserve running back and kick returner. Made his first career start at running back at Pittsburgh and gained 13 yards on 11 carries in a 27-7 win. Had not carried the ball prior to that game and did not carry it after. Ranked third in the AFC in kickoff returns with a 22.6 yard average, including a 55-yard return against San Diego. Had two other returns of over 40 yards. Finished fourth in punt returns with a 9.3 yard average. Became the fourth player in team history to return a punt for a touchdown with a 59-yarder against Indianapolis. It was the first such return since 1986. Set a single-season mark with 19 fair catches and tied the one-game mark of five against Pittsburgh.

**CAREER:** Drafted by Seattle on the fourth round in 1990. Ranks second in both combined kick returns (118) and return yards (1,837). Ranks third in kickoff return average (21.9), is fifth in returns (58) and fifth in yards (1,270). Is third in punt return average (9.45), third in returns (60) and third in yards (567). Ranks first in both career fair catches (35) and single-season (19 in 1991).

**1990:** Played in 16 games as a reserve running back and punt and kickoff returner. Only player in the NFL to rank in the top five in both punt returns and kickoff returns. Averaged 9.6 on 28 punts to rank third in the AFC and 20.8 on 23 kickoffs to rank fourth. Had a 71-yard kickoff return at Denver, the longest non-scoring play in team history. Set a team single-season record with 16 fair catches, including four at San Diego. Tallied the Seahawks only touchdown on a one-yard run in a 13-10 overtime win over Houston.

**HONORS:** **1990**, First-team All-Rookie (*Pro Football Weekly*, *College* and *Pro Football Newsweekly*). **1991**, First-team All-AFC (*Football News*).

**COLLEGE:** School's all-time leader with 4,583 all-purpose yards, despite playing only two seasons. Originally attended the University of Virginia as a defensive back and switched to running back as a sophomore. Transferred to Ferrum prior to his junior

season. First-team All-Eastern Collegiate Athletic Conference as a senior. Football News first-team All-America in 1988. Roanoke Times & World-News State College Division Offensive Player of the Year in 1988 and 1989. Finished his career with 3,121 rushing yards, averaged 13.0 yards on 81 punt returns, and 23.3 yards on 54 kickoff returns. Added 60 receptions for a 14.9 yard average and five scores. Had 1,265 yards on 163 carries with 15 touchdowns in 1989 after setting a school record with 1,443 yards on 166 carries and 17 touchdowns as a junior. Led the nation averaging 23.4 yards on 18 punt returns in 1989 and tied an NCAA Division III record with four punt return touchdowns. Had eight total touchdowns of over 50 yards as a senior, including an 80-yard punt return and 92-yard kickoff return for scores against Guilford. Also threw a 66-yard scoring pass. Had 12 career 100-yard games, seven as a junior. Set the school record with 235 yards, including an 85-yard scoring run, against Rhodes in the 1988 playoffs. Gained 207 yards aided by a school record 90-yard touchdown run against Emory and Henry in 1989. Started four-of-seven games at running back for Virginia in 1986. Rushed for 380 yards and accounted for 131.5 all-purpose yards per game. Second in voting for the Atlantic Coast Conference Rookie of the Year in 1985 after recording 38 tackles and one interception. Switched to running back after spring practice. Majored in Physical Education.

**PERSONAL:** Lettered in football, basketball, baseball, and track at Robinson High School in Burke, Virginia.

### WARREN'S NFL RECORD

#### Rushing

	Club	G/S	Att	Yds	Avg	LG	TD
1990	Seattle	16/0	6	11	1.8	4	1
1991	Seattle	16/1	11	13	1.2	7	0
<b>NFL TOTALS</b>		<b>32/1</b>	<b>17</b>	<b>24</b>	<b>1.4</b>	<b>7</b>	<b>1</b>

#### Receiving

	Club	G/S	No	Yds	Avg	LG	TD
1990	Seattle	16/0	0	0	0.0	0	0
1991	Seattle	16/1	2	9	4.5	12	0
<b>NFL TOTALS</b>		<b>32/1</b>	<b>2</b>	<b>9</b>	<b>4.5</b>	<b>12</b>	<b>0</b>

#### Punt Returns

	Club	G/S	No	FC	Yds	Avg	LG	TD
1990	Seattle	16/0	28	16	269	9.6	39	0
1991	Seattle	16/1	32	19	298	9.3	59	1
<b>NFL TOTALS</b>		<b>32/1</b>	<b>60</b>	<b>35</b>	<b>567</b>	<b>9.5</b>	<b>59</b>	<b>1</b>

#### Kickoff Returns

	Club	G/S	No	Yds	Avg	LG	TD
1990	Seattle	16/0	23	478	20.8	71	0
1991	Seattle	16/1	35	792	22.6	55	0
<b>NFL TOTALS</b>		<b>32/1</b>	<b>58</b>	<b>1270</b>	<b>21.9</b>	<b>71</b>	<b>0</b>



## 74 WARREN WHEAT

**G**

Height: 6-6

Weight: 286

College: Brigham Young

NFL Experience: 3rd Year

How Acquired: Waivers (Rams 1989)

1991 Games Played/Started: 14/7

Career Games Played/Started: 16/7

Birthdate: May 13, 1967

Birthplace: Phoenix, AZ

Residence: Mesa, AZ


**1991:** Active for 16 games, playing in 14. Started seven at left guard, weeks four through seven and 14 through 16.

**CAREER:** Started his career with the Los Angeles Rams after being drafted on the eighth round in 1989. Claimed by the Seahawks on waivers after being released by the Rams on the cutdown to 47 players. **1989:** Claimed by Seattle on September 5. Played in the first two games as a reserve, but missed the last 14 games on injured reserve after suffering a knee injury in practice. **1990:** Missed the first 11 games on injured reserve with a back injury. Was activated for the last five games, but did not play.

**COLLEGE:** Three-year letterman and two-year starter at both guard and tackle. Second-team All-Western Athletic Conference at guard as selected by the media as a senior after starting at tackle as a junior. Lettered in baseball as a first baseman and was a .361 hitter in 1988. Majored in Business.

**PERSONAL:** Attended Camelback High School in Phoenix, Arizona, where he lettered in football, basketball, and baseball. Warren and his wife Sheri, live in Mesa, Arizona, in the offseason.

**Career Games Played/Started:** 1989 (Seattle) - 2/0; 1990 (Seattle) - 0/0; 1991 (Seattle) - 14/7; **Career - 16/7.**



## 32 JOHN L. WILLIAMS FB

**Height:** 5-11

**Weight:** 231

**College:** Florida

**NFL Experience:** 7th Year

**How Acquired:** Draft (1st round 1986)

**1991 Games Played/Started:** 16/16

**Career Games Played/Started:** 91/89

**Birthdate:** November 23, 1964

**Birthplace:** Palatka, FL

**Residence:** Palatka, FL

**1991:** Started 16 games and played in his second consecutive Pro Bowl. Led team in rushing with 741 yards on 188 carries, a 3.9 average, and four touchdowns. Became only the second fullback (after David Hughes in 1984) to lead the Seahawks in rushing. Second-leading receiver with 61 for 499 yards, an 8.2 average, and one score. Finished third in the AFC in total yards from scrimmage with 1,240, nine yards out of second. Only two other NFL backs, Buffalo's Thurman Thomas and Philadelphia's Keith Byars with 62, caught more passes. Rushed for 109 yards on 17 carries, including a 42-yard run, in the second Denver game, his fifth career 100-yard game.

**CAREER:** First-round draft choice by the Seahawks in 1986 with the fifteenth overall pick. Ranks as the franchise's second-leading rusher with 3,869 yards. Also ranks second in rushing attempts with 952 and in pass receptions with 339. Ranks fourth in receiving yards with 3,145 and is third in total yards from scrimmage with 7,014. Since he entered the NFL in 1986, he ranks first among running backs in both receptions (339) and yards (3,145). Over the past three seasons he's caught at least 60 passes, twice topping 70. Has finished second in the AFC in total yards in 1988 and 1990 and was third in 1991. Williams totals five 100-yard rushing games and four 100-yard receiving games. Was the only player in the NFL to record both a 100-yard rushing game and a 100-yard receiving game in both 1987 and 1988 and is the only player in team history to have both a 100-yard rushing game and a 100-yard receiving game in the same season. Ranks seventh in the NFL since 1986 in total yards from scrimmage with 5,774. Is, however, the only player with at least 3,000 yards both rushing and receiving. Has led all AFC backs in receptions in each of the last three seasons. **1986:** Started 16 games and was the youngest offensive starter in the AFC (22 years). Was the only rookie running back to start 16 games. Ranked as the AFC's leading rookie rusher and was third

in the NFL with 538 yards on 129 attempts. Ranked second in Seattle history among rookies in both attempts and yards to Curt Warner. Added 33 pass receptions to rank second among rookie running backs. **1987:** Played 12 games, starting 10. Had his first career 100-yard rushing game with 112 in the first Kansas City game. Included was a career-best 48-yard run and his first NFL touchdown. Was second on the team in both rushing (500 yards) and receiving (38 receptions). His 11.1 average per catch led all NFL backs. Scored on a 75-yard screen pass at Chicago and had 117 receiving yards on eight receptions. Became the only player in team history to have both a 100-yard rushing and 100-yard receiving game in the same season. Started the AFC Wild Card game at Houston at running back for an injured Curt Warner, and gained 27 yards on seven carries and caught two passes. **1988:** Started 16 games at fullback. Named team Most Valuable Player after finishing second in the AFC in total yards from scrimmage with 1,528. Had a career-high 877 yards rushing and caught 58 passes to rank second in rushing and first in receptions. Became the first player other than Steve Largent to lead the Seahawks in receptions. Only one other NFL back caught more passes. Accounted for 31.56% of the offense, fifth-best in the NFL. Had three 100-yard rushing games and one with 100 yards receiving. Twice combined with Warner to each rush for over 100 yards in the same game. Tied a team record with three rushing touchdowns at Atlanta. His 180 yards receiving, including a 75-yard touchdown, against the Raiders in Los Angeles, set a team record for a back. Totaled 239 total yards that afternoon in a game won by Seattle, 43-37, for the AFC West title. Had both the longest rushing play, a 48-yard touchdown run against Houston, and receiving play, the 75-yarder against the Raiders, on the team. Handled the ball 247 times and did not fumble. Caught 11 passes for 137 yards in the



AFC Divisional Playoff Game at Cincinnati. The 11 receptions equalled the third-best postseason performance in NFL history. **1989:** Started 15 games, not playing at Denver because of an ankle injury. Set single-season records for running backs with 76 receptions, 657 receiving yards, and six touchdowns. Led all NFL backs in receptions and finished second in yards. Had a personal high 12 receptions against the Los Angeles Raiders. Caught the game-winning 51-yard touchdown pass versus Buffalo. Caught 30 passes for 320 yards in four December games to earn AFC Player of the Month honors. **1990:** Started 16 games and earned his first trip to the AFC-NFC Pro Bowl. Also voted the Marcus Nalley Trophy as the Seahawks Most Valuable Player by his teammates for the second time. Led the team in receiving for the second time in three seasons with 73 for 699 yards. Ranked second in yards. Led all AFC running backs in receptions and yards and ranked second in the NFL to Philadelphia's Keith Byars. Finished third in the AFC in receptions, one catch out of first. Had nine receptions for 110 yards at San Diego, including a 60-yarder. Ranked second in the AFC (and sixth in the NFL) in total yards from scrimmage with 1,413. Added 714 rushing yards and three scores.

**HONORS:** **1986,** *First-team All-Rookie (Pro Football Writers).* **1988,** *Marcus Nalley Trophy as Seahawks' Most Valuable Player (voted by teammates); Seattle P-I Sports Star of the Year.* **1990,** *AFC Pro Bowl squad; Marcus Nalley Trophy as Seahawks' Most Valuable Player (voted by teammates).* **1991,** *AFC Pro Bowl Squad.*

**COLLEGE:** Finished his career as Florida's third all-time leading rusher with 2,409 yards. Was third on the all-purpose yardage list with 3,444 and in rushing attempts with 468. First player in school history to total 2,000 yards rushing and over 800 yards receiving. Was the all-time leading receiver among running backs with 92 receptions for 863 yards and seven touchdowns. Rushed for 659 yards and caught 44 passes as a senior. Had a career-high 793 yards rushing as a junior. Selected to play in the Blue-Gray Classic and Senior Bowl. Caught Had a career-high 12 passes for 103 yards against Georgia as a senior. Rushed for 153 yards against Virginia Tech, including 140 in the second half. Second-team All-Southeastern Conference pick by Associated Press as a junior. Had a career-high 179 yards, including an 86-yard touchdown run, against West Texas State as a freshman. Totaled seven 100-yard rushing games in his career. Management major.

**PERSONAL:** Attended Palatka High in Palatka, Florida, where he was a Scholastic Coach, Parade Magazine and Carnation All-America selection. Lettered in football, basketball, and track. College teammate of fellow Seahawks fullback James Jones.

#### WILLIAMS' NFL RECORD

		Rushing					
Club	G/S	Att	Yds	Avg	LG	TD	
1986	Seattle	16/16	129	538	4.2	36	0
1987	Seattle	12/10	113	500	4.4	48	1
1988	Seattle	16/16	189	877	4.6	44	4
1989	Seattle	15/15	146	499	3.4	21	1
1990	Seattle	16/16	187	714	3.8	25	3
1991	Seattle	16/16	188	741	3.9	42	4
<b>NFL TOTALS</b>		<b>91/89</b>	<b>952</b>	<b>3869</b>	<b>4.1</b>	<b>48</b>	<b>13</b>

		Receiving					
Club	G/S	No	Yds	Avg	LG	TD	
1986	Seattle	16/16	33	219	6.6	23	0
1987	Seattle	12/10	38	420	11.1	75	3
1988	Seattle	16/16	58	651	11.2	75	3
1989	Seattle	15/15	76	657	8.6	51	6
1990	Seattle	16/16	73	699	9.6	60	0
1991	Seattle	16/16	61	499	8.2	35	1
<b>NFL TOTALS</b>		<b>91/89</b>	<b>339</b>	<b>3145</b>	<b>9.3</b>	<b>75</b>	<b>13</b>

## SINGLE GAME HIGHS

### Rushing

**Most Attempts:** 20, vs. Denver 12/11/88  
**Most Yards:** 112, vs. Kansas City 9/20/87  
**Longest Run:** 48, vs. Kansas City 9/20/87  
**Most Touchdowns:** 3, vs. Atlanta 10/2/88


### Receiving

**Most Receptions:** 12, vs. L.A. Raiders 12/17/89  
**Most Yards:** 180, vs. L.A. Raiders 12/18/88  
**Longest Reception:** 75, vs. Chicago 12/13/87 (TD)  
 75, vs. L.A. Raiders 12/18/88 (TD)  
**Most Touchdowns:** 1, 13 Times (Last: vs. San Francisco 12/8/91)

## WILLIAMS vs. 1992 OPPONENTS

### Regular Season

	Rushing						Receiving				
	G	Att	Yds	Avg	LG	TD	No	Yds	Avg	LG	TD
Cincinnati	4	41	240	5.9	35	1	18	116	6.3	14	0
Dallas	1	11	63	5.7	25	0	1	1	1.0	1	0
Denver	11	132	608	4.6	42	1	46	383	8.3	30	1
Kansas City	12	122	523	4.3	48	2	32	344	10.7	44	0
L.A. Raiders	11	129	476	3.7	24	1	52	590	11.3	75	3
Miami	1	10	62	6.2	25	0	1	3	3.0	3	0
New England	4	48	164	3.6	17	0	11	111	10.1	25	1
N.Y. Giants	2	8	40	5.0	21	0	2	19	9.5	19	0
Philadelphia	2	15	54	3.6	9	0	4	30	7.3	13	0
Pittsburgh	3	38	127	3.4	11	1	12	92	7.7	16	0
San Diego	11	123	472	3.8	21	1	51	506	9.9	60	4
Washington	2	14	45	3.2	10	0	10	89	8.9	25	0



## 90 TERRY WOODEN LB

**Height:** 6-3      **Weight:** 236  
**College:** Syracuse  
**NFL Experience:** 3rd Year  
**How Acquired:** Draft (2nd round (a) '90)  
**1991 Games Played/Started:** 16/15  
**Career Games Played/Started:** 24/23  
**Birthdate:** January 14, 1967  
**Birthplace:** Hartford, CT  
**Residence:** Bellevue, WA

**1991:** Played 16 games, starting 15, at left outside linebacker. Did not start at Atlanta as Seattle opened with six defensive backs. Led the team in tackles with 100, according to unofficial press box statistics. Had a career-high 11 tackles against the San Diego Chargers and at least seven in eight games. Tied Tony Woods for the team lead with four fumble recoveries and equalled a team record with two at Denver. Credited with nine tackles for loss and had sacks against Indianapolis and at San Diego.

**CAREER:** Selected 29th overall by the Seahawks with the fourth pick on the second round. The pick was obtained from the New England Patriots on draft day. **1990:** Earned the starting job at left outside linebacker in training camp. Started the first eight games and was credited with 34 tackles on defense and five on special teams, according to unofficial press box statistics. Had eight tackles at New England and at least five in three other games. Injured his knee on kickoff coverage against San Diego and missed the last eight weeks on injured reserve.

**HONORS:** **1990**, First-team All-Rookie (*Football Digest*).

**COLLEGE:** Three-time Eastern Collegiate Athletic Conference pick. Starter since the fifth game of his freshman season. Ended his career with 278 tackles, 23 sacks, seven interceptions, and five



fumble recoveries. Ranked second in sacks and ninth in tackles in school history. Posted career highs in tackles with 83, including 35 solo, and in sacks with nine in 1989. Team co-captain as a senior. Had 12 tackles and one-and-a-half sacks against Penn State and two sacks against Rutgers. Totaled 74 tackles, seven sacks, and four interceptions in 1988. Majored in Sociology.


**PERSONAL:** Attended Farmington High School in Farmington, Connecticut. His brother, Jo Jo, plays linebacker at Syracuse.

### WOODEN'S NFL RECORD

		Defense					
	Club	G/S	Int	Tackles	Sacks	FF	FR
1990	Seattle	8/8	0	39	0.0	0	0
1991	Seattle	16/15	0	105	2.0	1	4
<b>NFL TOTALS</b>		<b>24/23</b>	<b>0</b>	<b>144</b>	<b>2.0</b>	<b>1</b>	<b>4</b>

Totals include special teams statistics.

**Additional Statistics: Tackles for Loss, 1990 - 2; 1991 - 9.**



## 57 TONY WOODS

DE

Height: 6-4

Weight: 269

College: Pittsburgh

NFL Experience: 6th Year

How Acquired: Draft (1st round 1987)

1991 Games Played/Started: 14/14

Career Games Played/Started: 74/64

Birthdate: September 11, 1965

Birthplace: Newark, NJ

Residence: Woodinville, WA

**1991:** Started 14 games at right end. Suited, but did not play against the New York Jets and was inactive against Kansas City. Made a successful return from a knee injury suffered against the Detroit Lions in the 1990 season finale. Credited with 28 tackles, two sacks, and a forced fumble, according to unofficial press box statistics. Tied Terry Wooden for the team lead with four fumble recoveries. Started the season slowly, being credited with three tackles in his seven games, but then collected 10, including a sack, against San Diego.

**CAREER:** Seahawks first-round draft choice in 1987 as a linebacker and was the eighteenth player chosen overall. Played both left and right outside linebacker from 1987 through 1989 and was switched to right end in 1990 when the Seahawks switched from a 3-4 to 4-3 defense. Has made 17 starts at left linebacker, 18 at right, and 29 at right end. Has 259 tackles, 13 sacks, 7 fumble recoveries and 4 forced fumbles, according to unofficial press box statistics. **1987:** Played 12 games, starting seven, five at left linebacker and two at right. Also was used as the right end in pass rush situations. Made his first start against the Jets in New York and had 12 tackles. Credited with 45 tackles on the season. **1988:** Started 16 games at right linebacker. Had 82 tackles and five sacks, according to unofficial press box statistics. Added three tackles in the AFC Divisional Playoff game at Cincinnati. **1989:** Played 16 games, starting the last 12 at left linebacker. **1990:** Started 15-of-16 games at right defensive end. Moved to right end from left outside linebacker during the offseason. Gained 25 pounds for the change. Did not start against Houston as Seattle opened with six defensive backs. Pressed into duty at linebacker due to injuries and contributed a key forced fumble in overtime against the Oilers that set up the game-winning field goal. Credited with 43 tackles, six tackles for loss, three sacks, and a forced fumble, according to unofficial press box statistics. Also was used as a linebacker in the second half of the second Denver game because of injuries.

**COLLEGE:** First-team All-America selection by the Football Writers Association, The Sporting News, and United Press International as a senior. Four-year letterman who ended his career with 242 tackles, including 76 for loss, and 31 sacks. Had 13 sacks as a senior and 15 as a junior. Finished third on the team in tackles with 109 as a senior, including a season-high 18 against Rutgers. Recorded three sacks against Purdue and West Virginia. Selected to play in the Blue-Gray and Senior Bowl games. Was second on the team in tackles as a junior with 93. Played the last three games of his junior year with a broken wrist. Suffered a broken ankle as a freshman in 1983. Majored in Communications.

**PERSONAL:** Lettered in football and basketball in high school at Seton Hall Prep in Newark, New Jersey. Brother, Darrel, also played linebacker at Pittsburgh. Tony, and his wife, Jill, have a daughter, Courtney.


### WOODS' NFL RECORD

		Defense					
Club	G/S	Int	Tackles	Sacks	FF	FR	
1987 Seattle	12/7	0	45	0.0	1	1	
1988 Seattle	16/16	0	82	5.0	0	2	
1989 Seattle	16/12	0	61	3.0	1	0	
1990 Seattle	16/15	0	43	3.0	1	0	
1991 Seattle	14/14	0	28	2.0	1	4	
<b>NFL TOTALS</b>	<b>74/64</b>	<b>0</b>	<b>259</b>	<b>13.0</b>	<b>4</b>	<b>7</b>	

Totals include special teams statistics

**Additional Statistics: Own Fumbles Recovered, 1 in 1988.**

**Playoff Games Played/Started:** 1987 (Seattle) - 1/0; 1988 (Seattle) -1/1; **Career - 1/0.**



### 92 DAVID WYMAN LB

**Height:** 6-2      **Weight:** 248  
**College:** Stanford  
**NFL Experience:** 6th Year  
**How Acquired:** Draft (2nd round 1987)  
**1991 Games Played/Started:** 6/5  
**Career Games Played/Started:** 50/45  
**Birthdate:** March 31, 1964  
**Birthplace:** San Diego, CA  
**Residence:** Kirkland, WA

**1991:** Played six games, starting five at middle linebacker. Started the first four games before injuring a knee at Kansas City. Missed the next 10 weeks on injured reserve. Returned to start at Atlanta and played against the Los Angeles Rams as a reserve. Credited with 22 tackles, according to unofficial press box statistics.

**CAREER:** Seahawks second-round 1987 draft choice. Became a starter at right inside linebacker his second season and moved to middle linebacker in the switch from a 3-4 to a 4-3 in 1990. Was traded to the San Francisco 49ers on November 3, 1987, but the trade was voided after he failed the physical because of a shoulder injury. Has 281 career tackles, three-and-a-half sacks, three fumble recoveries, and two interceptions. **1987:** Played in four games as a reserve right inside linebacker. Inactive for eight games. Was placed on injured reserve with a shoulder injury prior to the AFC Wild Card game at Houston. **1988:** Started 16 games at right inside linebacker. Ranked second in tackles with 97, according to unofficial press box statistics. Had five games with at least 10, including a single-game high of 14 against San Francisco. Also had two-and-a-half sacks. Started at Cincinnati and had six tackles in the AFC Divisional Playoff game. **1989:** Only linebacker

to start 16 games. Second in tackles with 98 and forced two fumbles. **1990:** Started the last eight games at middle linebacker. Spent the first eight weeks on injured reserve with a training camp knee injury. Credited with 48 tackles, two tackles for loss, a sack, and a fumble recovery on defense, according to unofficial press box statistics. Added two interceptions and one special teams tackle. His overtime fumble recovery against Houston set up the game-winning field goal. Intercepted his first career pass against Miami and added another against Detroit.

**COLLEGE:** Earned first-team All-America selection by The Sporting News and first-team All-Pac-10 as a senior. Led the team in tackles in 1986 with 169, intercepted three passes and recovered a fumble. Had a season-high 27 tackles against the University of Southern California. Totaled 11 tackles in a 27-21 loss to Clemson in the Gator Bowl. Redshirted in 1985 after suffering a severe knee injury in 1984. Spent four months in a cast. Was a second-team all-conference choice in 1983 and 1984. Team Most Valuable Player in 1984. Had 128 tackles as a junior and 144 as a sophomore. Finished his career with 458 tackles, seven fumble recoveries, and seven interceptions. Majored in Communications.

**PERSONAL:** Nevada Player of the Year as a senior at Wooster High School in Reno, Nevada. Also won the state shot put championship and lettered in basketball. His brother, Mike, played defensive tackle at Stanford (1981-84).

### WYMAN'S NFL RECORD

#### Defense

Club	G/S	Int	Tackles	Sacks	FF	FR
1987 Seattle	4/0	0	3	0.0	0	0
1988 Seattle	16/16	0	103	2.5	1	2
1989 Seattle	16/16	0	104	0.0	2	0
1990 Seattle	8/8	2	49	1.0	0	1
1991 Seattle	6/5	0	22	0.0	0	0
<b>NFL TOTALS</b>	<b>50/45</b>	<b>2</b>	<b>281</b>	<b>3.5</b>	<b>3</b>	<b>3</b>

Totals include special teams statistics.


**Playoff Games Played/Started:** 1987 (Seattle) - IR; 1988 (Seattle) - 1/1.

## RADIO NETWORK

For the seventeenth consecutive season, KIRO Newsradio 710 will serve as the flagship station of the Seahawks Radio Network. Pete Gross will call the play-by-play for the seventeenth season, with analysis from former Seahawks wide receiver Steve Raible. Wayne Cody, who also enters into his seventeenth season on the broadcast team, and Tom Glasgow will host the pregame and postgame shows. As of July 1, the following stations comprise the Seahawks 1992 Radio Network.

**In Washington:** KIRO, Seattle; KXRO, Aberdeen; KPUG, Bellingham; KITI, Centralia; KCVL, Colville; KXLE, Ellensburg; KVAC, Forks; KEYG, Grand Coulee; KLOG, Longview; KBSN, Moses Lake; KBRC Mount Vernon; KJTT, Oak Harbor; KGY, Olympia; KOMW, Omak; KONP, Port Angeles; KQQQ, Pullman; KMAS, Shelton; KXLY, Spokane; KONA, Tri Cities; KUJ, Walla Walla; KPQ, Wenatchee; and KIT, Yakima. **In Oregon:** KRKT, Albany; KAST, Astoria; KPNW, Eugene; KUIK, Hillsboro; KIHR, Hood River; KNPT, Newport; KUMA, Pendleton; KPRB, Redmond; KYKN, Salem. **In Idaho:** KRLC, Lewiston; KWIK, Pocatello; KSKI, Sun Valley. **In Montana:** KXGF, Great Falls; KGEZ, Kalispell; KATL, Miles City; KGRZ, Missoula. **In Alaska:** KENI, Anchorage; KYKD, Bethel; KLAM, Cordova; KAKQ, Fairbanks; KINY, Juneau; KZXX, Kenai; KTKN, Ketchikan; KVOK, Kodiak; KICY, Nome; KSWD, Seward; KVAK, Valdez; KSTK, Wrangell.

# DRAFT CHOICES




**73 RAY ROBERTS** T


Ht: 6-6      Wt: 304      1st Round  
Virginia      Born: 6/3/69

**COLLEGE:** Four-year letterman and starter. Started 39-of-last-40 games. Unanimous first-team All-Atlantic Coast Conference as a senior. Earned First-team All-America choice by Kodak. Second-team pick by the Associated Press and United Press International. Finalist for the Lombardi


and Outland Trophies, given to the country's top interior lineman. First-team All-ACC pick and conference Offensive Lineman of the Year in 1990. Started all season. All-ACC second-team pick by the Associated Press in 1989. Won the Speed Elliot Award given to the Cavaliers' Most Improved Player. Moved into the starting lineup as a redshirt freshman. Was moved to offensive tackle from the defensive line in the spring after redshirting in 1987. Graduated in December 1991, with a degree in Communications Studies.

**PERSONAL:** Football and basketball letterman at Asheville High School in Asheville, North Carolina. Born in Asheville.




**55 BOB SPITULSKI LB****Ht: 6-3 Wt: 235 3rd Round  
Central Florida Born 9/10/69****COLLEGE:** Four-year letterman. Finished his career with 280 tackles, 45 tackles for loss, and 22 sacks. Added five fumble recoveries and four interceptions. Had 97 tackles, 18 tackles for loss, and 13 sacks in 1990, while starting 13 games at outside linebacker. Collected all four

interceptions in 1991 along with 13 tackles for loss, and 67 tackles. Played defensive tackle in 1988 and had 72 tackles, eight tackles for loss and three sacks. Played in the East-West Shrine Game. Redshirted in 1987. Liberal Studies major.

**PERSONAL:** All-state selection in both football and wrestling at Bishop Moore High School in Orlando, Florida. Also lettered in baseball. Born in Toldeo, Ohio.**35 GARY DANDRIDGE S****Ht: 6-0 Wt: 213 5th Round  
Appalachian State Born: 12/14/68****COLLEGE:** Four-year letterman and three-year starter at free safety. Started his last 35 games. Finished his career with 270 tackles, six interceptions, five tackles for loss, five fumble recoveries, and one blocked kick. Ranked fourth in school history in tackles. First-team All-Southern

Conference choice by the coaches and media in 1991. Never finished lower than third in tackles. Finished second in 1988 with a career high 98 tackles and was third in 1991 with 97. Finished second in 1989 with 79 and added 10 in postseason play. Tied a school record in 1988 with four fumble recoveries. Played in the Blue-Grey and East-West Shrine all-star games. Graduated with a degree in Criminal Justice.

**PERSONAL:** Played only one season of football at Tennessee High School in Bristol, Tennessee. Lettered twice in both basketball and track. Was an all-state performer in track and team MVP in basketball. Born in Flint, Michigan.**2 MICHAEL BATES WR****Ht: 5-10 Wt: 189 6th Round  
Arizona Born: 12/19/69****COLLEGE:** Earned two letters in both football and track. Was not enrolled in school in 1991 to concentrate on track. Played both running back and wide receiver. Rushed for 230 yards on 63 carries, a 3.5 average, and two touchdowns, in his career. Added 11 receptions for a 17.0 yard average,

and one score, and returned 45 kickoffs for a 23.7 yard average, including a 97-yard touchdown return against Washington State. Punted twice for a 48.0 yard average. Voted the Pac 10's Outstanding Male Performer at the conference track championships in 1989 and 1990. Won the 100 and 200-meter

dashes. Member of the Wildcats 400-meter relay that finished second in the 1989 NCAA Championships. Has a personal best of 10.17 in the 100 meters and 20.37 in the 200 meters. Qualified for the U.S. Olympic Team with a third-place finish in the 200-meters. Also made the finals in the 100-meters. General Studies major.

**PERSONAL:** Football and track letterman at Amphitheater High School in Tucson, Arizona. Received all 10 votes in the Best in the West poll conducted by the Long Beach Press Telegram. Gatorade Circle of Champions All-Star Football Player of the Year in 1988 and Circle of Champions Track Athlete of the Year in 1989. Has two brothers that played in college, Marion at the University of Southern California and at the University of Arizona and Mario at Arizona State University. Born in Tucson.




**93 MIKE FRIER DE**

Ht: 6-5 Wt: 300 7th Round  
Appalachian State Born 3/20/69

**COLLEGE:** Three-year letterman. Played 33 games, starting 20, at both defensive tackle (1987 and 1988) and nose tackle (1990). Did not play in 1989 and 1991. Finished his career with 160 tackles, 10 tackles for loss, six sacks, and one interception. Posted a career high 95 tackles and

had four sacks in 1988. Majored in Communications.

**PERSONAL:** Attended Jacksonville High School in Jacksonville, North Carolina, lettering in football, basketball, and track. Born in Jacksonville.



**6 MUHAMMAD SHAMSID-DEEN RB**

Ht: 5-11 Wt: 200 8th Round  
Tenn-Chattanooga Born: 11/16/69


**COLLEGE:** Three-year letterman. Two-time second-team All-Southern Conference choice. Finished his career with 1847 yards on 335 attempts, a 5.5 yard average, and 14 touchdowns. Added 32 receptions for 425 yards and three scores. Returned

23 kickoffs for a 19.6 average. Led the team in rushing with 916 yards in 1990 and 914 yards in 1991. Averaged 5.4 yards and scored nine touchdowns in 1991. Added 12 receptions for a 22.1 yard average and three touchdowns. Played as a reserve fullback in 1989. Majored in Criminal Justice.

**PRONUNCIATION GUIDE**

Brasher .....	BRAY-zure	Leggett .....	LEG-it
Briz .....	BRILLS	McGwire .....	MA-guire
Comeaux .....	COMO	Millard .....	Mill-ARD
Dedrick .....	DEAD-rick	Oliphant .....	ALL-i-font
Feasel .....	FEE-zel	Shamsid-Deen ...	SHAM-sid Dean
Flesh .....	FLESH	Spitulski .....	SPI-tul-ski
Jovanovich .....	JOE-van-o-vich	Stouffer .....	STOFF-er
Kasay .....	CASEY	Tuten .....	TOOT-en

**PERSONAL:** Football, basketball, and track letterman at McNair High School in Decatur, Georgia. State 400-meter champion and was named Runner of the Year by the Atlanta Track Club. Born in Anderson, South Carolina.



**48 LARRY STAYNER TE**

Ht: 6-5 Wt: 241 9th Round  
Boise State Born: 6/4/69

**COLLEGE:** Three-year starter. Four-time All-Big Sky Conference All-Academic pick. Second-team University Division All-America as a senior. Awarded an NCAA Post-Graduate Scholarship and was a Rhodes Scholar candidate. CoSIDA District VIII GTE All-Academic squad.

Finished his career with 78 receptions for 937 yards, a 12.0 yard average, and five touchdowns. Posted career highs as a senior with 37 receptions for 415 yards and two scores. Redshirted in 1987 and played as a reserve in 1988. Graduated with a degree in Biology.

**PERSONAL:** Played running back at Marysville-Pilchuck High School in Marysville, Washington. Also lettered in basketball and track. Born in Seattle, Washington.



**99 ANTHONY HAMLET DE**

Ht: 6-3 Wt: 260 10th Round  
Miami Born: 9/4/69

**COLLEGE:** Four-year letterman. Entered school as an outside linebacker. Finished his career with 108 tackles, 12 tackles for loss, seven sacks, and two fumble recoveries. Posted a career high 48 tackles in 1990 and had four sacks, while starting 11 games at defensive end.

Started 11 games in 1991, six at right tackle, three at left end, and two at right tackle. Had 42 tackles and six tackles for loss. Graduated with a degree in Criminal Justice.

**PERSONAL:** Lettered in football and track at Atlantic High School in Delray Beach, Florida. Was a sprinter on the track team. Born in Delray Beach.




**52 KRIS RONGEN G**

Ht: 6-5 Wt: 284 11th Round  
Washington Born: 8/20/69

**COLLEGE:** Played four seasons and started all 12 games at weakside guard as a senior. Named Most Improved Offensive Lineman after spring practice prior to his senior season. Also played center and tackle. Redshirted in 1987 as an offensive tackle. Graduated with a degree in

Criminal Justice.

**PERSONAL:** Football, basketball, and track letterman at Thomas Jefferson High School in Federal Way, Washington. All-state choice and Gatorade/Scholastic Coach Player of the Year in the state as a senior. Born in Tacoma, Washington.




**46 CHICO FRALEY LB**

Ht: 6-1 Wt: 210 12th Round (A)  
Washington Born: 4/21/69

**COLLEGE:** Four-year letterman and starter at inside linebacker. First-team All-Pac 10 pick in 1991 after earning second-team honors in 1990. Finished his career with 282 tackles, 23 tackles for loss, six-and-a-half sacks, and three interceptions. Had a career-high 128 tackles as a true freshman in 1988. Posted 12 tackles for loss in 1990 and four-and-a-half sacks.

**PERSONAL:** Lettered in football and track at Bishop Amat High School in Rowland Heights, California. All-Angelus League in football and won the 300 meter intermediate hurdles championship. Born in Los Angeles, California.



**95 JOHN MacNEILL DE**

Ht: 6-4 Wt: 260 12th Round (B)  
Michigan State Born: 11/15/68

**COLLEGE:** Two-year letterman after transferring from New Hampshire. Started all 11 games in 1991 and finished second on the team in tackles with 83. Led in tackles for loss with 11 and in sacks with five. Credited with six tackles in 1990. Redshirted in 1989 after transferring. Played two seasons

at New Hampshire before transferring. Graduated with a degree in Criminal Justice.

**PERSONAL:** Football and track letterman at Marshfield High School in Marshfield, Massachusetts. Born November 15, 1968, in Waukesha, Wisconsin.

## FREE AGENTS

**87 DERWIN BREWER (1) WR**

Ht: 5-8 Wt: 165 Middle Tennessee State

**1992:** Signed with the Seahawks as a free agent on April 3.

**CAREER:** Was with the Seahawks in the 1991 preseason after signing as an undrafted free agent on May 1, 1991. Played in the first three preseason games catching 2 passes for 22 yards. Was waived on August 20, 1991.

**COLLEGE:** Three-year letterman. Caught 13 passes for 198 yards and two touchdowns as a senior after catching nine for 198 yards and a team-leading five touchdowns in 1989. Majored in Radio-Television production.

**PERSONAL:** Attended LaGrange High School in LaGrange, Georgia. Born May 26, 1968, in LaGrange.



## 49 RANDY COLE

LB

Ht: 6-2 Wt: 235

UCLA

1992: Signed as a free agent on May 5.

**COLLEGE:** Lettered two seasons at UCLA after transferring from Santa Monica City College in Santa Monica, California. Started 11 games as a senior and finished with 40 tackles and five tackles for loss. Played seven games as a reserve in 1990. First-team Academic Junior College All-America by JC Grid-Wire. Had 130 tackles, nine tackles for loss, and six sacks in two seasons. History major.

**PERSONAL:** Football, basketball and track letterman at Junction City High School in Junction City, Arkansas. A former member of the U.S. Marine Corps and was discharged in September, 1990. Born February 21, 1966, in El Dorado, Arkansas.

## 47 ANDY CONNER

LB

Ht: 6-3 Wt: 236

Oregon

1992: Signed as a free agent on May 1.

**COLLEGE:** Four-year letterman and three-year starter. Finished his career with 121 tackles, 19 tackles for loss, and eight sacks. Had a career-high 43 tackles in 1991. Had eight tackles for loss in each of his last two seasons. Two-time GTE Academic All-District selection. Graduated with a degree in Leisure Studies and Services.

**PERSONAL:** Football, basketball, baseball and track letterman at Yreka High School in Yreka, California. Participated as a decathlete at the Golden West Invitational Track Meet. Born December 27, 1968, in Banning, California.

## 67 JEB FLESCH

C

Ht: 6-2 Wt: 273

Clemson

1992: Signed as a free agent on May 5.

**COLLEGE:** Four-year starter and letterman at left guard. Earned first-team All-America honors as a senior as selected by the Associated Press, United Press International, and the Walter Camp Foundation. First-team All-Atlantic Coast Conference in 1991. Second-team pick in 1990 and 1989. Only the second Clemson offensive lineman in the last ten years to start as a freshman. Redshirted in 1987. Graduated with a degree in Resort Management.

**PERSONAL:** Two-year starter as a two-way lineman at Morrow High School in Morrow, Georgia, and also lettered in soccer. Born February 21, 1969, in Morrow.

## THREE WITH 50

For the first time in team history, the Seahawks had three receivers each with at least 50 receptions in a single season as Brian Blades (70 receptions), John L. Williams (61) and Tommy Kane (50) each caught 50-or-more. For Blades it was his second season with 70 receptions and also his second with more than 1,000 yards, after having 77 for 1,063 yards in 1989. It was Williams' fourth straight season of 50-or-more, while it was Kane's second straight.

## 19 JUDD GARRETT (1)

**RB**

Ht: 6-2 Wt: 210

Princeton

**1992:** Signed as a free agent on June 4. Played 10 games with the London Monarchs of the World League and finished fifth in the league with 55 receptions for 509 yards and one touchdown. Had seven receptions for a season-high 100 yards at New York/New Jersey.

**CAREER:** Drafted on the twelfth round in 1990 by the Philadelphia Eagles. **1990:** Waived by the Eagles on September 4, and signed by the Dallas Cowboys as a free agent on September 11. Placed on injured reserve on the 12th with a shoulder injury and missed four weeks before being waived. **1991:** Played and started 10 games with the World League Champion London Monarchs. Led the league in receptions with 71, while gaining 620 yards and scoring one touchdown. Added 18 receptions for 155 yards and two touchdowns in two postseason games. Set a league-record with 13 receptions, for 99 yards and one score, in a 21-0 win against Barcelona in World Bowl I. Second-team All-World League.

**COLLEGE:** Began his career at Columbia University playing on the freshman team before transferring to Princeton. Holds Princeton career records for rushing attempts (687), yards (3,109), touchdowns (32), points (248) and all-purpose yards (4,510). Also ranks third all-time in receptions (137). First-team All-Ivy League pick and conference player of the year in 1989. Set single-season rushing records with 307 attempts, 1,347 yards, 17 touchdowns and 107 points. Third of three brothers to play for Princeton. Theology major.

**PERSONAL:** Football, basketball, and track letterman at University High School in Chagrin Falls, Ohio. Awarded the Lou Groza Award which is given to the high school player of the year in Northeast Ohio. His father, James, served as an assistant coach with the New York Giants, Cleveland Browns, and New Orleans Saints of the National Football League and was also the head coach at Columbia University from 1984-85. Born June 25, 1967, in Arlington, Pennsylvania.

## 99 PAUL GREEN (1)

**TE**

Ht: 6-3 Wt: 230

Southern California

**1992:** Signed as a free agent on June 10. Played and started 10 games with the Sacramento Surge of the World League. Caught 31 passes for 380 yards and two touchdowns during the regular season and added four receptions for 30 yards and one score in two playoff games. Caught a 12-yard scoring pass in the Surge's 21-17 win over the Orlando Thunder in World Bowl II. Started both postseason games. Had seven receptions for 119 yards at Montreal in the regular season.

**CAREER:** Originally an eighth-round 1989 draft choice of the Denver Broncos. **1989:** Waived by Denver on September 4 and signed to the developmental squad. Spent the entire season on developmental and was activated on January 26, 1990, for Super Bowl XXIV. **1990:** Waived prior to the start of the season and eventually was re-signed with two games remaining. Was inactive for both contests. **1991:** Waived during training camp and did not play.

**COLLEGE:** Four-year letterman and two-year starter. First-team All-Pac-10 choice as a junior. Finished his career with 63 receptions for 685 yards and one touchdown. Also averaged 36.3 yards on eight punts. Majored in Communications.

**PERSONAL:** Football, basketball, and baseball letterman at Clovis High School in Clovis, California. Born October 8, 1966, in Coalinga, California.

## 98 JAMES HARRIS

DE

Ht: 6-7 Wt: 267

Temple

1992: Signed as a free agent on April 30.

**COLLEGE:** Four-year letterman. Took over as the starter at right outside linebacker with two games left in the 1990 season and started every game in 1991. Finished his career with 103 tackles, 19 tackles for loss, 14 sacks, and a school record nine blocked kicks. Started his career as a tight end and moved full time to linebacker in 1990. Caught two passes for 23 yards in 1988 and returned one punt for 26 yards in 1990. Education major.

**PERSONAL:** Attended East St. Louis High School in East St. Louis, Illinois, lettering in football and basketball. Born May 3, 1968, in East St. Louis.

## 38 LEROY HOLT

FB

Ht: 5-10 Wt: 224

Southern California

1992: Signed as a free agent on March 30.

**CAREER:** Originally the fifth-round draft choice of the Miami Dolphins in 1990. 1990: Missed the entire season on injured reserve with a training camp neck injury. 1991: Was waived by Miami on August 31. Signed to the Dolphins practice squad on September 3 and was waived on October 1.

**COLLEGE:** Four-year letterman and three-year starter. Finished his career with 378 rushing attempts for 1,667 yards, a 4.4 yard average, and 12 touchdowns. Added 45 receptions for 413 yards. Team captain as a senior. Three-time Most Inspirational Player. Rushed for 619 yards and added 28 receptions as a senior. Did not lose a rushing yard all season. First team All-Pac-10 selection as a junior and a senior. Posted a career-best 160 rushing yards on 21 carries, including a 55-yard touchdown run, against California. Also had 102 yards versus Oregon State as a junior. Played in three bowl games, two Rose Bowls (as a sophomore and junior) and the Citrus Bowl as a redshirt freshman. Made his first career start in the Citrus Bowl against Auburn. Majored in History.

**PERSONAL:** Team Most Valuable Player as a senior at Banning High School in Wilmington, California. Rushed for five touchdowns in a Los Angeles City playoff game as a senior. Played tight end as a junior before moving to fullback. Born February 7, 1967, in Brenham, Texas.

## 68 MIKE JOVANOVICH

T

Ht: 6-4 Wt: 278

Boston College

1992: Signed as a free agent on April 30.

**COLLEGE:** Three-year letterman and starter. Started at right tackle in 1991 after starting at both left and right tackle spots in 1989 and 1990. Special teams player in 1988 after redshirting in 1987. Graduated with a degree in History.

### MOST VALUABLE PLAYER

Free safety Eugene Robinson was voted the Marcus Nalley Trophy as the Seahawks MVP in 1991. Robinson led the team in interceptions with a career high five and finished second in tackles with 91. He is the first defensive player to win the MVP award since Kenny Easley in 1984. In fact, Robinson and Easley are the only two defensive players to win the award.

**PERSONAL:** Attended Glenforest Secondary School in Mississauga, Ontario, Canada, lettering in football and track. Born May 11, 1967, in Toronto, Ontario, Canada.

## 50 BRYAN MAY

**G**

Ht: 6-6 Wt: 291

Brigham Young

**1992:** Signed as a free agent on April 30.

**COLLEGE:** Started his last three seasons after redshirting in 1988. Started at both guard and tackle in 1991 and earned first-team All-Western Athletic Conference honors by Football News. Started at right guard in 1990. Opened the first eight games at right tackle in 1989 before moving over to start five games at right guard. Served an LDS mission to Japan in 1986-87. Graduated with a degree in Family Science.

**PERSONAL:** Football, wrestling, rugby and track letterman at Highland High School in Salt Lake City, Utah. His wife's name is Stacey. Born January 7, 1967, in Salt Lake City.

## 40 JOE MERO

**CB**

Ht: 5-11 Wt: 184

Louisiana State

**1992** Signed as a free agent on April 30.

**COLLEGE:** Two-year letterman. Played three seasons, primarily on special teams, and finished his career with 17 tackles and one fumble recovery. Redshirted in 1987 and missed the 1988 season with a broken leg suffered in the fall. Physical Education major.

**PERSONAL:** Voted the Most Valuable Player as a quarterback at St. Augustine High School in New Orleans, Louisiana. Also lettered in track. Born February 8, 1968, in New Orleans.

## 1 ROD MOORE

**WR**

Ht: 6-0 Wt: 192

Utah State

**1992** Signed as a free agent on May 5.

**COLLEGE:** Four-year letterman and three-year starter. First-team All-Big West Conference in 1991. Finished third in the conference with 62 receptions, was second in yards with 944 and in touchdowns with 10. Caught 47 passes for 804 yards and two scores in 1990, finishing sixth in the conference in receiving yards. Ended his career with 153 receptions for 2,422 yards. Graduated with a degree in Computer Information Systems and Education.

**PERSONAL:** Football, basketball, and track letterman at John F. Kennedy High School in Richmond, California. Born December 16, 1968, in Los Angeles, California.

## 55 GARY NEEDHAM

**T**

Ht: 6-3 Wt: 313

Eastern Washington

**1992:** Signed as a free agent on May 7. Did not play in 1991.

**COLLEGE:** Lettered two seasons, 1989 and 1990, at Eastern Washington after transferring from Walla Walla Community College in Walla Walla, Washington. General Studies major.

**PERSONAL:** Attended Sunset High School in Beaverton, Oregon, lettering in football and baseball. Born August 28, 1967, in Torrance, California. His wife's name is Stacey.

## 69 JAMES ROBINSON

T

Ht: 6-4 Wt: 293

Texas Southern

1992: Signed as a free agent on May 5.

**COLLEGE:** Four-year letterman and three-year starter at tackle. Top line reserve as a freshman in 1988. Liberal Studies major.

**PERSONAL:** All-District choice as a two-way lineman at West Oso High School in Corpus Christi, Texas. Also lettered in basketball and track. Born May 3, 1968, in Corpus Christi.

## 37 RAFAEL ROBINSON

S

Ht: 5-11 Wt: 200

Wisconsin

1992: Signed as a free agent on May 5.

**COLLEGE:** Four-year letterman who moved back and forth between the defensive and offensive backfields. Played 10 games on defense in 1991 and led the team with three interceptions. Played eight games, starting three at running back in 1990 and was the team's second-leading rusher with 235 yards on 73 carries. Added 10 pass receptions for 46 yards. Started 11 games in the secondary in 1989 and finished third on the team in tackles with 81. Played in 11 games as a reserve defensive back in 1988. Scored a touchdown with the recovery of a blocked punt against Minnesota. Redshirted in 1987. Finished his career with 159 tackles, seven tackles for loss, four interceptions, and two sacks. Rushed for 235 yards on 73 attempts, a 3.2 yard average, and one score, all in 1990. Majored in Agricultural Economics.

**PERSONAL:** Attended Jefferson High School in Jefferson, Texas. Earned All-East Texas honors his senior season as the team went 16-0 and won the State AAA Championship. Born June 19, 1969.

## 91 TYRONE RODGERS

DE

Ht: 6-3 Wt: 266

Washington

1992: Signed as a free agent on April 30.

**COLLEGE:** Lettered two seasons at Washington after transferring from the University of Oklahoma. Started all 12 games at nose guard as a senior and was credited with 29 tackles and 10 tackles for loss. Played as a reserve in 1990 after sitting out the 1989 season as a transfer. Played every game as a reserve at Oklahoma in 1988 after redshirting in 1987. Graduated with a degree in Psychology.

**PERSONAL:** Football letterman at Banning High School in Wilmington, California. Born April 27, 1969, in Longview, Texas.

## 5 DON SILVESTRI

K

Ht: 6-4 Wt: 205

Pittsburgh

1992: Signed as a free agent on May 1.

**COLLEGE:** Two-year letterman as the kickoff specialist. Originally walked-on. Kicked four-of-six field goals and one-of-one point after touchdowns in 1991. Had a long field goal of 40 against East Carolina. Graduated with a degree in Business.

**PERSONAL:** Three-year soccer letterman at Penridge High School in Perkasie, Pennsylvania, and also lettered in basketball and track. Born December 25, 1968, in Pittsburgh, Pennsylvania.

## 15 RALPH STEPHENS (1)

P

Ht: 6-3 Wt: 210

Georgia Southern

1992: Signed as a free agent on May 1.

**CAREER:** Had a free agent tryout with the Cleveland Browns in 1991.

**COLLEGE:** Punted one season at Georgia Southern in 1984. Also attended Georgia Southwestern University.

**PERSONAL:** Football, basketball and baseball letterman at Orange Park High School in Orange Park, Florida. Served in the United States Army from 1986-88. Born December 17, 1964, in Moultrie, Georgia.

## 7 MICHAEL STURDIVANT

WR

Ht: 6-2 Wt: 195

Virginia Tech

1992: Signed as a free agent on May 1.

**COLLEGE:** Two-year letterman at Virginia Tech after transferring from Dean Junior College in Franklin, Massachusetts. Finished his career with 19 receptions for 216 yards and one score. Caught nine passes for 120 yards and a touchdown in 1991. Completed his only career pass attempt for 32 yards in 1990. Had 45 receptions, including 12 for touchdowns in his last year in junior college. Named Dean's Athlete of the Year. Majored in Communications.

**PERSONAL:** Football and track letterman at James Hillhouse High School in New Haven, Connecticut. All-state track performer in the 100 meters, relays, and high jump. His uncle is former Denver Broncos running back and current Puget Sound businessman Floyd Little. Born April 19, 1969, in New Haven.

## 24 GREG THOMAS

S

Ht: 6-1 Wt: 221

Colorado

1992: Signed as a free agent on May 1.

**COLLEGE:** Three-year letterman and two-year starter. Finished his career with 137 tackles and four interceptions. Posted a career-high 62 tackles in 1991. Had two interceptions in each of his last two seasons. Picked off a pair of passes in a 10-9 win over Notre Dame in the 1990 Orange Bowl. Graduated with a degree in Sociology.

### ROAD HOTELS

Dallas .....	The Summit .....	214/243-3363
Denver .....	Westin Tabor Center .....	303/572-9100
Indianapolis .....	Westin .....	317/262-8100
Kansas City .....	Hyatt Regency .....	816/421-1234
L.A. Raiders .....	Stouffer Concourse .....	310/216-5858
New England .....	Hilton at Dedham Place .....	617/329-7900
N.Y. Giants .....	Meadowlands Hilton .....	201/348-6900
Pittsburgh .....	Westin William Penn .....	412/281-7100
San Diego .....	Hyatt Islandia .....	619/224-1234
San Francisco .....	Hyatt Regency .....	415/347-1234

**PERSONAL:** Football, basketball, and track letterman at Rolling Hills High School in Rancho Palos Verdes, California. Lived next door to Seahawks offensive coordinator/quarterbacks coach Larry Kennan in Palos Verdes. Born September 11, 1969, at Vandenberg Air Force Base, California.

### 3 BRIAN TREGGS

**WR**

Ht: 5-9 Wt: 161

California

1992: Signed as a free agent on May 5.

**COLLEGE:** Finished his four-year career as the school's all-time leader in receptions (167) and yards (2,335). Broke the yardage mark of 2,206 by former New York Jets receiver Wesley Walker. Also holds the school record for most consecutive games with a pass reception. Had 14 touchdown receptions. Averaged 5.5 yards on 91 career punt returns and 13.0 on four kickoffs. Caught 54 passes for 746 yards in 1989, the third-highest reception total in school history. Had 45 catches for 564 yards and six touchdowns in 1990 and 43 for 643 yards and four scores in 1991. Caught 12 passes, one off the school record, for 130 yards against Miami in 1990. Caught three scoring receptions against Pacific in 1991. Totaled four 100-yard games, three of those in 1989. Finished his career by returning five punts for 124 yards, including a 65-yard touchdown return, in a 37-13 win over Clemson in the Florida Citrus Bowl. Graduated with a degree in Social Sciences.

**PERSONAL:** Football and track letterman at Carson High School in Carson, California. Born June 11, 1970, in Los Angeles, California.

### 39 JASON WILBORN

**LB**

Ht: 6-3 Wt: 235

California

1992: Signed as a free agent on May 1.

**COLLEGE:** Four-year letterman. Finished his career with 61 tackles, 11 tackles for loss, six-and-a-half sacks, and five fumble recoveries. Posted a career-high 26 tackles in 1991. Also had four tackles for loss and two sacks. Posted two-and-a-half sacks and four tackles for loss in 1990. Redshirted in 1987. Graduated with a degree in English.

**PERSONAL:** Attended Canyon High School in Anaheim, California, lettering in football, basketball, and track. Born November 10, 1969, in Los Angeles, California.

### 8 STEVE WILKS

**CB**


Ht: 6-0 Wt: 184

Appalachian State

1992: Signed as a free agent on May 1.

**COLLEGE:** Four-year letterman and two-year starter at right cornerback. Finished his career with 103 tackles, five interceptions and 20 passes defended. Led the Southern Conference in passes defended in 1991 with 17. Originally recruited as a wide receiver, but switched to defensive back in 1988 after redshirting in 1987. Graduated with a degree in Public Relations.

**PERSONAL:** Football, basketball, and track letterman at West Charlotte High School in Charlotte, North Carolina. Born August 8, 1969, in Charlotte.



**1992 OPPONENTS**



# LOS ANGELES RAMS

**Thurs., Aug. 6, Kingdome,  
6:00 p.m. (NBC,  
preseason)**

**ADDRESS:** 2327 West Lincoln Ave.  
Anaheim, CA 92801

**PHONE:** (714) 535-7267

**OWNER:** Georgia Frontiere

**EXECUTIVE VICE PRESIDENT:** John  
Shaw

**VP FOOTBALL OPERATIONS/HEAD COACH (CAREER RECORD):**

Chuck Knox (171-114-1)

**ASSISTANT COACHES:** Chuck Clausen, George Dyer, Jim  
Erkenbeck, Chick Harris, Milt Jackson, Rod Perry, Dick Selcer,  
Howard Tippett, Ted Tollner, Joe Vitt, Ernie Zampese

**PUBLIC RELATIONS DIRECTOR:** Rick Smith

**STADIUM (CAPACITY):** Anaheim Stadium (69,008)

**TEAM COLORS:** Royal Blue, Gold

**1991 RECORD (FINISH):** 3-13 (4th NFC West). Did not advance into  
the playoffs.

'91 **SCORING LEADER:** Tony Zendejas, 25-26 PATs, 17-17 FGs, 76  
points

'91 **RUSHING LEADER:** Robert Delpino, 214 atts., 688 yds., 3.2 avg.,  
36 LG, 9 TDs

'91 **PASSING LEADER:** Jim Everett, 490 atts., 277 comps., 56.5%,  
3,438 yds., 11 TDs, 20 Ints., 68.9 rating

'91 **RECEIVING LEADER:** Henry Ellard, 64 receipts., 1,052 yds., 16.4  
avg., 38 LG, 3 TDs

'91 **INTERCEPTION LEADER:** Jerry Gray and Darryl Henley, 3

'91 **SACK LEADER:** Kevin Greene and Gerald Robinson, 3.0



# INDIANAPOLIS COLTS

**Sat., Aug. 15, Hoosier  
Dome, 5:30 p.m., (NBC,  
preseason)**

**ADDRESS:** P.O. Box 535000  
Indianapolis, IN 46253

**PHONE:** (317) 297-2658

**PRESIDENT AND TREASURER:** Robert  
Irsay

**VICE PRESIDENT/GENERAL MANAGER:**  
Jim Irsay

**HEAD COACH (CAREER RECORD):** Ted Marchibroda (41-36-0)

**ASSISTANT COACHES:** Ron Blackledge, George Catavolos, Alex  
Gibbs, Gene Huey, Nick Nicolau, Dwain Painter, Francis Peay,  
Jay Robertson, Brad Seely, Rick Venturi, Tom Zupancic

**PUBLIC RELATIONS DIRECTOR:** Craig Kelley

**STADIUM (CAPACITY):** Hoosier Dome (60,127)

**TEAM COLORS:** Royal Blue and White

**1991 RECORD (FINISH):** 1-15 (5th AFC East). Did not advance into  
the playoffs.

'91 **SCORING LEADER:** Dean Biasucci, 14-14 PATs, 15-26 FGs, 59  
points

'91 **RUSHING LEADER:** Eric Dickerson, 167 atts., 536 yds., 3.2 avg.,  
28 LG, 2 TDs

'91 **PASSING LEADER:** Jeff George, 485 atts., 292 comps., 60.2%,  
2,910 yds., 10 TDs, 12 Ints., 73.8 rating

'91 **RECEIVING LEADER:** Bill Brooks, 72 receipts., 888 yds., 12.3 avg.,  
46 LG, 4 TDs

'91 **INTERCEPTION LEADER:** John Baylor 4

'91 **SACK LEADER:** Duane Bickett and Jon Hand, 5.0



## PHOENIX CARDINALS

Sat., Aug. 22, Kingdome,  
7:00 p.m. (NBC, preseason)

ADDRESS: P.O. Box 886

Phoenix, AZ 85001

PHONE: (602) 379-0101

PRESIDENT: Bill Bidwell

VICE PRESIDENT/GENERAL MANAGER:

Larry Wilson

HEAD COACH (CAREER RECORD): Joe

Bugel (9-23-0)

ASSISTANT COACHES: Ted Cottrell, Bobby Jackson, Jim Johnson,  
John Matsko, Mike Murphy, Joe Pascale, Ted Plumb, Jerry  
Rhome, Pete Rodriguez, Bob Rogucki, Fritz Shurmur

PUBLIC RELATIONS DIRECTOR: Paul Jensen

STADIUM (CAPACITY): Sun Devil Stadium (72,000)

TEAM COLORS: Cardinal Red, Black, and White

1991 RECORD (FINISH): 4-12 (5th NFC East). Did not advance into  
the playoffs.

'91 SCORING LEADER: Greg Davis, 19-19 PATs, 21-30 FGs, 82  
points

'91 RUSHING LEADER: Johnny Johnson, 196 atts., 666 yds., 3.4 avg.,  
231 LG, 4 TDs.

'91 PASSING LEADER: Tom Tupa, 315 atts., 165 comps., 52.4%,  
2,053 yds., 6 TDs, 13 Ints., 62.0 rating

'91 RECEIVING LEADER: Ernie Jones, 61 receipts., 957 yds., 15.7  
avg., 53 LG, 4 TDs

'91 INTERCEPTION LEADER: Aeneas Williams, 6

'91 SACK LEADER: Ken Harvey, 9.0



## SAN FRANCISCO 49ERS

Fri., Aug. 28, Candlestick  
Park, 5:00 p.m. (NBC,  
preseason)

ADDRESS: 4949 Centennial Blvd.

Santa Clara, CA 95054

PHONE: (408) 562-4949

OWNER: Edward J. DeBartolo, Jr.

VICE PRESIDENT/FOOTBALL

OPERATIONS: John McVay

HEAD COACH (CAREER RECORD):

George Seifert (38-10-0)

ASSISTANT COACHES: Jerry Attaway, Dwaine Board, Jeff Fisher,  
Mike Shanahan, Carl Jackson, Allan Lowry, John Marshall,  
Bobb McKittrick, Bill McPherson, Ray Sherman, Mike Solari,  
Eric Wright, Bob Zeman

DIRECTOR OF PUBLIC/COMMUNITY RELATIONS: Rodney Knox

STADIUM (CAPACITY): Candlestick Park (65,729)

TEAM COLORS: Forty Niners Gold and Scarlet

1991 RECORD (FINISH): 10-6 (T2nd, NFC West). Did not advance into  
the playoffs.

'91 SCORING LEADER: Mike Cofer, 49-50 PATs, 14-28 FGs, 91  
points.

'91 RUSHING LEADER: Keith Henderson, 137 atts., 561 yds., 4.1  
avg., 25 LG, 2 TDs

'91 PASSING LEADER: Steve Young, 279 atts., 180 comps., 64.5 %,  
2,517 yds., 17 TDs, 8 Ints., 101.8 rating

'91 RECEIVING LEADER: Jerry Rice, 80 receipts., 1,206 yds., 15.1  
avg., 73 LG, 14 TDs

'91 INTERCEPTION LEADER: Dave Waymer, 4

'91 SACK LEADER: Charles Haley and Larry Roberts, 7.0



# 1991 SEATTLE SEAHAWKS VETERAN ROSTER

(As of July 1, 1992)

No.	Name	Pos.	Ht.	Wt.	Birth-Date	NFL Draft	College	Hometown	How Acq.	1991 GAMES
1	Buster Edvin	G	6-4	284	05/15/59	12	South Carolina State	Savannah, Ga.	DS-91	33
25	Blackmon, Robert	WR	5-11	189	07/24/65	3	Baylor	Van Vleet, Tex.	DOB-90	16/16
89	Blades, Brian	WR	6-5	206	01/11/62	9	Miami	FT. Lauderdale, Fla.	DS-88	16/16
60	Blades, Brian	G	6-5	296	01/11/62	9	North Carolina	Arlington, Va.	FA-89	16/17
44	Britz, Darick	DT	6-5	281	05/22/80	11	Oregon State	Decatur, Ga.	D1-82	16/14
74	Chan, Joe	WR	6-1	233	06/11/65	6	Chowan	Compton, Calif.	FA-89	16/0
59	Clark, Louis	WR	6-0	198	07/03/64	6	Oregon Tech	Shannon, Mass.	D10-87	16/0
53	Comeaux, Darren	LB	6-1	229	04/15/60	11	Arizona State	San Diego, Calif.	FA-91	16/11
51	Colton, Marcus	WR	6-1	195	09/16/89	2	Penn State	Sarasota, Fla.	DS-91	16/0
31	Conroy, David	WR	6-1	195	09/16/89	2	North Carolina	Phoenix, Ariz.	FA(Wash)-90	16/0
34	Dank, Blake	CB	6-2	184	06/14/67	6	Florida State	Murphy, Fla.	FA-91	11/0
33	Dodge, Doedick	C	6-2	294	06/28/60	8	Nebraska	Barstow, Calif.	FA-87	15/15
54	Frasell, Grant	C	6-7	294	06/28/60	8	Alabama Christian	Boston, Calif.	FA-87	15/15
18	Gabough, Stan	CB	6-1	197	04/15/67	14	Wyland	Georgetown, Penn.	FA-89	16/0
72	Gage, Jacob	CB	5-10	137	04/15/67	14	Wyland	Georgetown, Penn.	FA-89	16/0
29	Happer, Dwayne	DE	6-3	263	03/28/66	13	Texas A&M State	Houston, Tex.	D10-80	16/16
78	Hayes, Eric	DT	6-3	296	11/25/67	3	Florida State	Tampa, Fla.	DS-90	5/2
66	Hock, Andy	T	6-8	329	01/01/67	4	Florida State	Tampa, Fla.	DS-90	5/2
12	Hoyer, Russ	CB	6-3	205	05/29/82	2	Nebraska	Idaho Falls, Idaho	FA-91	16/0
12	Hoyer, Russ	CB	6-4	205	05/29/82	2	Nebraska	Idaho Falls, Idaho	FA-91	16/0
76	Hutchcock, Bill	CB	6-6	305	06/26/65	2	Purdue	Oklahoma City, Okla.	PB(Wash)-92	10/0
27	Hunter, Patrick	CB	5-11	186	10/24/64	7	Nevada	Kirkland, Okla.	FA-91	16/9
20	Jefferson, James	CB	6-1	196	11/18/63	4	Texas A&M	San Francisco, Calif.	DS-86	15/15
10	Johnson, Dan	CB	6-3	200	01/01/67	4	Notre Dame	Kingsville, Tex.	FA-91	16/0
43	Johnson, Tracy	TE	6-3	230	02/24/66	14	Georgia	Princeton, N.C.	PR(A&M)-92	16/0
83	Jukin, Trey	TE	6-2	237	03/21/81	10	Florida	Pompano Beach, Fla.	TDA-90	16/6
81	Kane, Tommy	WR	5-11	181	01/14/64	5	Louisiana Tech	Winkfield, La.	FA-90	16/0
4	Kelley, John	WR	5-10	189	10/27/69	2	Syracuse	Montreal, Quebec, Can.	DS-88	16/15
96	Kennedy, Cortez	DT	6-3	266	02/24/66	14	Georgia	Albany, Ga.	DS-91	16/0
62	Leppert, Brad	T	6-3	266	12/24/66	14	Blayne	Tyler, Ark.	D4-91	16/0
36	Mayes, Ruben	RB	5-11	201	06/06/63	5	Southern California	Fourteen Valley, Calif.	PB(MO)-92	4/2
36	Mayes, Ruben	RB	5-11	201	06/06/63	5	Southern California	Fourteen Valley, Calif.	PB(MO)-92	4/2
10	McGinn, Dan	CB	6-8	243	12/18/67	2	Washington State	Uvalde, Tex.	TMO-92	0/0
80	McIntyre, Bob	CB	6-3	187	01/01/67	2	San Diego State	Uvalde, Tex.	TMO-92	0/0
79	Milard, Bryan	DE	6-5	283	12/02/60	9	Texas	Stamford, Conn.	D4-89	16/4
75	Milard, Keith	DT	6-5	283	12/02/60	9	Texas	Dumas, Tex.	D4-89	16/4
72	Nash, Joe	DT	6-5	283	03/18/62	7	Washington State	Dumas, Tex.	FAUSFL-94	16/16
56	Newell, Rick	LB	6-1	248	10/14/60	11	Boston College	Pesantonn, Calif.	TIM(W)-92	16/0
57	Nguyen, Mike	LB	6-1	248	02/08/68	2	Miami	Dorchester, Mass.	FA-92	16/0
57	Nguyen, Mike	LB	6-1	248	02/08/68	2	Miami	Dorchester, Mass.	FA-92	16/0
41	Robinson, Eugene	LB	6-1	227	05/18/65	5	Southern	Carverville, Wash.	PR(CM)-92	4/0
94	Stephens, Rod	LB	6-0	191	05/28/63	8	College	Baton Rouge, La.	FA-85	15/15
11	Stouffer, Kelly	CB	6-1	237	06/14/66	4	Georgia Tech	Hartford, Conn.	FA-85	16/16
85	Thomas, Doug	WR	6-3	214	07/08/64	1	Colorado State	Atlanta, Ga.	FA-90	16/0
85	Thomas, Doug	WR	6-3	214	07/08/64	1	Colorado State	Huntsville, Ala.	FA-90	16/0
14	Tolan, Rick	P	6-2	218	07/02/65	3	Arizona	Post Falls, Idaho	DS-89	11/0
42	Warren, Chris	P	6-2	225	01/05/65	4	Florida State	Post Falls, Idaho	DS-89	11/0
74	Wheat, Warren	G	6-6	286	01/24/67	3	Ferrum	Burke, Va.	DA-90	16/0
32	Williams, John L.	FB	6-11	195	05/13/67	3	Brighton Young	Phoenix, Ariz.	W(Fams)-89	14/7
57	Woods, Terry	DE	6-2	231	01/14/67	3	Syracuse	Farmington, Conn.	DS-89	16/15
57	Woods, Terry	DE	6-4	269	09/11/65	6	Pittsburgh	Farmington, Conn.	D1-87	14/14
52	Wyman, David	LB	6-2	249	03/31/64	6	Stanford	Reno, Nev.	DS-87	6/5

• Blades played in 6 games, starting 3 with Cincinnati and 7 starting 3 with Indianapolis in '91; Gabough played 6 games starting 3 with Phoenix; Hoyer missed 11; Kelley played 4 games starting 3; Johnson missed 16 games starting 5, with Atlanta; Leggett played 4 games, starting 2, with New Orleans; McElroy missed '91 season due to injury; Mayes retired prior to '91 season; Milard missed '91 season due to injury; Opatow played 4 games with Cleveland; Tollman active for 1 game with Seattle.

No	Name	Pos	No	Name	Pos
1	Rod Moore	WR	55	Gary Needham	G
2	Michael Bates	WR	55	Bob Spofuski	LB
3	Brian Trepp	WR	56	Joe Tofflemire	DE
4	John Kassy	K	57	Tony Woods	DE
5	Don Shavers	K	58	Rick Newell	LB
6	M. Shavestri	WR	59	Joe Cain	LB
7	Michael Stouffer	WR	60	Thuan Tades	T
8	Michael Stouffer	WR	61	Thuan Tades	T
10	Dan McGuffee	CB	62	Brad Leggett	C
11	Kelly Stouffer	OB	63	Ronnie Lee	T
14	Rick Tuten	P	64	Darrick Britz	G
15	Ralph Stephens	P	65	Edwin Bailey	G
16	Rusty Higer	OB	66	Andy Heck	G
18	Stan Gelbaugh	CB	67	Mike Jovanovich	C
19	Judd Garrett	RB	68	Joe Hesch	T
20	James Jefferson	CB	69	Michael Strickland	DE
22	Nicky Glassgow	CB	70	Michael Strickland	DE
23	Haston Davis	S	71	Bryan Milard	G
24	Greg Thomas	S	72	Joe Nash	DT
25	Ray Roberts	S	73	Ray Roberts	DT
25	Robert Blackmon	S	74	Warren Wheat	G
26	Vann McElroy	S	75	Keith Millard	DT
27	Patrick Hunter	CB	76	Bill Hitchcock	DT
28	Dwayne Happer	CB	77	Jeff Bryant	DT
30	James Miller	CB	78	John Green	DT
31	John Williams	FB	79	Jacob Green	DE
34	Brian Davis	S	81	Tommy Kane	WR
33	Derrick Dodge	S	82	Ron Heller	TE
35	Gary Dandridge	S	83	Trey Junkin	TE
36	Rueben Mayes	RB	84	Doug Thomas	WR
37	Rafael Robinson	S	85	Louis Clark	WR
38	Leroy Holt	FB	86	Travis McNeal	TE
39	Jason Wilborn	FB	87	Derwin Brewer	TE
40	Joe Miro	S	88	David Hudson	WR
41	Chris Robinson	RB	89	Brian Blades	WR
42	Chris Wilborn	RB	90	Terry Woodin	LB
43	Tracy Fralry	LB	91	Tyrone Rodgers	DE
46	Andy Corner	TE	92	David Wyman	DE
47	Larry Staylor	TE	93	Mike Frier	LB
48	Randy Cole	LB	94	Rod Stephens	DT
50	Bryan Maly	LB	95	John Muckhall	DE
52	Keith Cobon	LB	96	Cortez Kennedy	DE
53	Darrin Comeaux	LB	97	James Harris	DE
53	Darrin Comeaux	LB	98	Paul Grant	DE
54	Grant Fessell	C	99	Anthony Hamlet	DE

## TRAINING CAMP IN KIRKLAND

The Seattle Seahawks training camp will be conducted at their headquarters in Kirkland for the seventh straight season. All players will report and take physical on Tuesday, July 21, and practice for the first time the following morning. The players will report to the training camp in Kirkland, Wash., at the Northwest College Center. All personnel will dine in the Northwest College Cafeteria. Media requests for interviews should be made through the Seahawks Public Relations Department at (206) 827-9777.

Also played with Seahawks in '91: WR, Jeff Greshlock (12 games); LB, James Johnson (13); RB, Dwayne Happer (11); CB, Jeff Kemp (7); CB, Dave Krosig (10); RB, Alex Lovale (16); WR, Paul Starks (5); DE, Jim Szost (11); TE, Mike Tice (16); P, Alex Walls (3).

Legend: D - Draft Choice; FA - Free Agent; WA - Waiver; PB - Plan B Free Agent (previous team)

# DEPTH CHART

(NFL Veterans in All Caps)

# 1992 SEATTLE SEAHAWKS FIRST-YEAR AND ROOKIE ROSTER

(As of July 1, 1992)

## OFFENSE

WR	89 BRIAN BLADES, 84 LOUIS CLARK, 65 DOUG THOMAS, 2 Michael Bates, 1 Rod Moore
LT	66 ANDY HECK, 73 Ray Roberts, 69 James Robinson
LG	65 EDWIN BAILEY, 64 DARRICK BRILZ, 74 WARREN WHEAT, 50 Bryan May
C	54 GRANT FEASEL, 59 JOE TOFFLEMIRE, 62 BRAD LEGGETT, 67 Job Fesch
RG	71 BRYAN MILLARD, 60 BRIAN BLADOS, 52 Kris Hongen, 55 Gary Needham
RT	76 BILL WITCHCOCK, 63 RONNIE LEE, 61 THEO WILSON, 68 Mike Swann
TE	85 TRAVIS MAREK, 83 TROY JUNKIN, 82 RON HELLER, 48 LARRY STUBBS, 69 PAUL GREEN
WR	81 TOMMY KANE, 80 DAVID DANIELS, 87 DERWIN BREWER, 7 Mike Sturdivant
QB	11 KELLY STOUFFER, 10 DAN MCGOWIRE, 16 RUSTY HILGER, 18 STAN GELBAUGH
RB	42 CHRIS WARREN, 36 RUEBEN MAYES, 21 MIKE CALPHANT, 6 Muhammad Shamsid-Deen, 19 JUDD GARRETT
FB	32 JOHN L. WILLIAMS, 30 JAMES JONES, 43 TRACY JOHNSON, 38 LEROY HOLT

## DEFENSE

LE	79 JACOB GREEN, 70 MICHAEL SINCLAIR, 95 John MacNeill, 98 James Harris
LT	77 JEFF BRYANT, 78 ERIC HAYES, 75 KEITH MILLARD
RT	96 CORTEZ KENNEDY, 72 JOE NASH, 90 Mike Flier
RE	57 TONY WOODS, 99 Anthony Hamlet, 91 Tyrone Rodgers
LLB	90 TERRY WOODEN, 59 JOE CAIN, 48 Chico Frally, 39 Jason Wilborn, 47 Andy Conner
MLB	92 DAVID WYMAN, 53 DARREN COMEAUX, 94 ROD STEPHENS, 55 Bob Spisak
RLB	NEWELL PORTER, 51 MARCUS COTTON, 58 RICK NEWELL
LCB	29 DWAYNE HARTER, 34 BRIAN DAVIS, 40 Joe Mero
RCB	27 PATRICK HUNTER, 20 JAMES JEFFERSON, 23 HARLAN DAVIS, 8 Steve Wilks
SS	25 ROBERT BLACKMON, 22 NESBY GLASGOW, 35 Gary Dandridge, 37 Rafael Robinson
FS	41 EUGENE ROBINSON, 26 VANN MCELROY, 33 DEDRICK DODGE, 24 Greg Thomas

## SPECIALISTS

K	4 JOHN KAGAN, 5 Don Stewart
P	14 RICK TUTEN
PR	45 CHRIS WARREN, 20 JAMES JEFFERSON
KC	54 GRANT FEASEL, 83 TROY JUNKIN
PC	83 TROY JUNKIN, 54 GRANT FEASEL
H	11 KELLY STOUFFER, 10 DAN MCGOWIRE, 14 RICK TUTEN

How Acq.	Hometown	College	Birth-date	WT.	Ht.	Pos.	No Name	Pos.	Ht.	WT.	Birth-date	College	Hometown	How Acq.
FA-91*	Honolulu, Hawaii	Hawaii	04/24/66	298	6-4	T	61 Adams, Theo (1)	T	6-4	298	04/24/66	Hawaii	Honolulu, Hawaii	FA-91*
D6-92	Tucson, Ariz.	Arizona	12/19/69	189	5-10	WR	2 Bates, Michael	WR	5-10	189	12/19/69	Arizona	Tucson, Ariz.	D6-92
FA-92	LaGrange, Ga.	Middle Tennessee State	05/26/68	165	5-8	WR	87 Brewer, Derwin (1)	WR	5-8	165	05/26/68	Arizona	LaGrange, Ga.	FA-92
FA-92	Junction City, Ariz.	UCLA	02/21/66	235	6-1	LB	49 Cole, Randy	LB	6-1	235	02/21/66	UCLA	Junction City, Ariz.	FA-92
FA-92	Klamath River, Calif.	Oregon	12/27/68	236	6-3	LB	47 Conner, Andy	LB	6-3	236	12/27/68	Oregon	Klamath River, Calif.	FA-92
DS-92	Bristol, Tenn.	Appalachian State	08/14/68	213	6-0	S	35 Dandridge, Gary	S	6-0	213	08/14/68	Appalachian State	Bristol, Tenn.	DS-92
DS-91*	Metairie, La.	Tennessee	02/31/69	262	6-2	CB	20 Davis, Harlan (1)	CB	6-2	262	02/31/69	Tennessee	Metairie, La.	DS-91*
FA-92	Morrow, Ga.	Clemson	04/21/69	210	6-1	LB	46 Friley, Chico	LB	6-1	210	04/21/69	Clemson	Morrow, Ga.	FA-92
D12s-92	Rowland Heights, Calif.	Washington	03/20/69	300	6-5	DT	93 Frier, Mike	DT	6-5	300	03/20/69	Washington	Rowland Heights, Calif.	D12s-92
D7-92	Jacksonville, N.C.	Appalachian State	06/25/67	210	6-2	RB	19 Garrett, Judd (1)	RB	6-2	210	06/25/67	Appalachian State	Jacksonville, N.C.	D7-92
FA(WL)-92#	Chagrin Falls, Ohio	Pinceton	10/08/66	200	6-3	TE	99 Green, Paul	TE	6-3	200	10/08/66	Pinceton	Chagrin Falls, Ohio	FA(WL)-92#
FA(WL)-92#	Crovis, Calif.	Southern California	09/21/69	260	6-3	DE	98 Hamlet, Anthony	DE	6-3	260	09/21/69	Southern California	Crovis, Calif.	FA(WL)-92#
FA-92	Delray Beach, Fla.	Miami	05/03/68	267	6-7	DE	98 Harris, James	DE	6-7	267	05/03/68	Miami	Delray Beach, Fla.	FA-92
FA-92	East St. Louis, Ill.	Temple	02/07/67	224	5-10	FB	38 Holt, Leroy (1)	FB	5-10	224	02/07/67	Temple	East St. Louis, Ill.	FA-92
FA-92*	Los Angeles, Calif.	Southern California	05/11/67	278	6-4	T	68 Jovanovich, Mike	T	6-4	278	05/11/67	Southern California	Los Angeles, Calif.	FA-92*
FA-92	Toronto Ontario, Canada	Boston College	01/07/67	291	6-6	G	50 Mary, Bryan	G	6-6	291	01/07/67	Boston College	Toronto Ontario, Canada	FA-92
FA-92	Salt Lake City, Utah	Bryham Young	11/15/68	250	6-4	DE	95 MacNeill, John	DE	6-4	250	11/15/68	Bryham Young	Salt Lake City, Utah	FA-92
D12b-92	Marshfield, Mass.	Michigan State	02/18/68	184	5-11	CB	40 Mero, Joe	CB	5-11	184	02/18/68	Michigan State	Marshfield, Mass.	D12b-92
FA-92	New Orleans, La.	Louisiana State	12/16/68	192	6-0	WR	1 Moore, Rod	WR	6-0	192	12/16/68	Louisiana State	New Orleans, La.	FA-92
FA-92	Richmond, Calif.	Utah State	08/28/67	313	6-3	G	55 Needham, Gary	G	6-3	313	08/28/67	Utah State	Richmond, Calif.	FA-92
FA-92	Beaverton, Ore.	Eastern Washington	06/03/69	304	6-6	T	70 Roberts, Ray	T	6-6	304	06/03/69	Eastern Washington	Beaverton, Ore.	FA-92
D1-92	Ashville, N.C.	Virginia	05/03/68	293	6-4	T	63 Robinson, James	T	6-4	293	05/03/68	Virginia	Ashville, N.C.	D1-92
FA-92	Corpus Christi, Tex.	Texas Southern	06/19/69	200	5-11	S	37 Robinson, Rafael	S	5-11	200	06/19/69	Texas Southern	Corpus Christi, Tex.	FA-92
FA-92	Jefferson, Tex.	Wisconsin	04/27/69	268	6-3	DE	91 Rodgers, Tyrone	DE	6-3	268	04/27/69	Wisconsin	Jefferson, Tex.	FA-92
FA-92	Carson, Calif.	Washington	09/20/69	284	6-5	G	52 Rongen, Kris	G	6-5	284	09/20/69	Washington	Carson, Calif.	FA-92
D11-92	Federal Way, Wash.	Washington	11/16/69	200	5-11	RB	6 Shamsid-Deen, M.	RB	5-11	200	11/16/69	Washington	Federal Way, Wash.	D11-92
D8-92	Decatur, Ga.	Tennessee-Chattanooga	12/25/68	205	6-4	K	5 Silvestri, Don	K	6-4	205	12/25/68	Tennessee-Chattanooga	Decatur, Ga.	D8-92
FA-92	Pineblair, Penn.	Pittsburgh	01/31/68	235	6-4	TE	70 Sinclair, Michael (1)	TE	6-4	235	01/31/68	Pittsburgh	Pineblair, Penn.	FA-92
D6-92*	Belmont, Tex.	Eastern New Mexico	09/10/69	235	6-3	LB	55 Spisak, Bob	LB	6-3	235	09/10/69	Eastern New Mexico	Belmont, Tex.	D6-92*
D3-92	Olatond, Fla.	Central Florida	06/04/69	241	6-5	TE	48 Staylor, Larry	TE	6-5	241	06/04/69	Central Florida	Olatond, Fla.	D3-92
D9-92	Marysville, Wash.	Boise State	12/17/64	210	6-2	P	15 Stephens, Ralph (1)	P	6-2	210	12/17/64	Boise State	Marysville, Wash.	D9-92
FA-92*	Orange Park, Fla.	Georgia Southern	04/19/69	195	6-2	WR	7 Sturdivant, Michael	WR	6-2	195	04/19/69	Georgia Southern	Orange Park, Fla.	FA-92*
FA-92	New Haven, Conn.	Virginia Tech	09/11/69	221	6-1	S	24 Thomas, Greg	S	6-1	221	09/11/69	Virginia Tech	New Haven, Conn.	FA-92
FA-92	Rancho Palos Verdes, Calif.	Colorado	06/11/70	161	5-9	WR	3 Treggs, Brian	WR	5-9	161	06/11/70	Colorado	Rancho Palos Verdes, Calif.	FA-92
FA-92	Carson, Calif.	California	01/10/69	235	6-3	LB	39 Wilborn, Jason	LB	6-3	235	01/10/69	California	Carson, Calif.	FA-92
FA-92	Anaheim Hills, Calif.	California										California	Anaheim Hills, Calif.	FA-92

Legend: D - Draft Choice; FA - Free Agent; WL - World League

- + Adams, Davis, and Sinclair spent 1991 season on Seahawks practice squad. Holt spent time on the Miami Dolphins squad
- \* Brewer and Stephens did not play football in 1991
- # Adams (London), Garnet (London), Green (Sacramento), and Sinclair (Sacramento), played in the World League in 1992.

## Head Coach: Tom Flores

Assistant Coaches: Tom Catlin (Assistant Head Coach/Defense), Larry Kennan (Offensive Coordinator, Quarterbacks), Rusty Tillman (Defensive Coordinator, Linebackers), Bob Bratkowski (Wide Receivers), Tommy Brasher (Defensive Line), Dave Brown (Defensive Coach), Hudson Hoack (Offensive Line), Paul Moyer (Defensive Backs), Russ Purnell (Tight Ends, Special Teams), Frank Raines (Strength and Conditioning), Clarence Shelton (Running Backs)

# CINCINNATI BENGALS

Sun., Sept. 6, Kingdome,  
1:00 p.m. (NBC)

ADDRESS: 200 Riverfront Stadium  
Cincinnati, Ohio 45202

PHONE: (513) 621-3550

VICE PRESIDENT/GENERAL MANAGER:  
Mike Brown

ASSISTANT GENERAL MANAGER: Pete  
Brown

HEAD COACH (CAREER RECORD): Dave Shula (1st season)

ASSISTANT COACHES: Jim Anderson, Dana Bible, Marv Braden,  
Mike Pope, Ron Lynn, Jim McNally, Mike Haluchak, Richard  
Williamson, Bob Karmelowicz, Ron Meeks, Kim Wood

PUBLIC RELATIONS DIRECTOR: Allan Heim

STADIUM (CAPACITY): Riverfront Stadium (60,389)

TEAM COLORS: Orange, Black, and White

1991 RECORD (FINISH): 3-13-0 (4th AFC Central). Did not advance  
into the playoffs.

'91 SCORING LEADER: Jim Breech, 27-27 PATs, 23-29 FGs, 96  
points

'91 RUSHING LEADER: Harold Green, 158 atts., 731 yds., 4.6 avg.,  
75 LG, 2 TDs

'91 PASSING LEADER: Boomer Esiason, 413 atts., 233 comps.,  
56.4%, 2,883 yds., 13 TDs, 16 Ints., 72.5 rating

'91 RECEIVING LEADER: Eddie Brown, 59 receipts., 827 yds., 14.0  
avg., 53 LG, 2 TDs

'91 INTERCEPTION LEADER: David Fulcher, 4

'91 SACK LEADER: Tim Krumrie, 4.0

SERIES RESULTS: Seattle 5, Cincinnati 5

9/25/77 — L @ 20-42 45,579	11/16/86 — L @ 7-34 54,410
9/6/81 — L @ 21-27 41,177	10/11/87 — L 10-17 31,739
12/26/82 — L @ 10-24 55,330	12/10/89 — W @ 24-17 54,744
11/18/84 — W @ 26-6 50,280	10/1/90 — W 31-16 60,135
9/8/85 — W @ 28-24 51,625	10/6/91 — W @ 13-7 60,010



# KANSAS CITY CHIEFS

Sun., Sept. 13, Arrowhead  
Stadium, 10:00 a.m.  
(NBC)

Sun., Nov. 22, Kingdome,  
5:00 p.m. (ESPN)

ADDRESS: One Arrowhead Drive  
Kansas City, MO 64129

PHONE: (816) 924-9300

PRESIDENT/GENERAL MANAGER/COO:  
Carl Peterson

HEAD COACH (CAREER RECORD): Marty Schottenheimer (73-45-1)

ASSISTANT COACHES: Dave Adolph, Bruce Arians, Russ Ball,  
Herman Edwards, Howard Mudd, Joe Pendry, Tom Pratt,  
Jimmy Raye, Dave Redding, Al Saunders, Kurt  
Schottenheimer, Darvin Wallis

PUBLIC RELATIONS DIRECTOR: Bob Moore

STADIUM (CAPACITY): Arrowhead Stadium (78,067)

TEAM COLORS: Red, Gold, and White

1991 RECORD (FINISH): 10-6-0 (2nd AFC West). Lost AFC Divisional  
Playoff Game at Buffalo, 37-14.

'91 SCORING LEADER: Nick Lowery, 35-35 PATs, 25-30 FGs, 110  
points




'91 **RUSHING LEADER:** Christian Okoye, 225 atts., 1,031 yds., 4.6 avg., 48 LG, 9 TDs  
 '91 **PASSING LEADER:** Steve DeBerg, 434 atts., 256 comps., 59.0%, 2,965 yds., 17 TDs, 14 Ints., 79.3 rating  
 '91 **RECEIVING LEADER:** Robb Thomas, 43 receipts., 495 yds., 11.5 avg., 39 LG, 1 TD  
 '91 **INTERCEPTION LEADER:** Deron Cherry, 4  
 '91 **SACK LEADER:** Derrick Thomas, 13.5  
**SERIES RESULTS:** Kansas City 15, Seattle 12

12/11/77 — W @ 34-31 22,562	12/1/85 — W 26-6 52,655
11/19/78 — W @ 13-10 32,252	9/14/86 — W 23-17 61,068
12/17/78 — W 23-19 58,490	11/9/86 — L @ 7-27 53,268
9/30/79 — L 6-24 61,169	9/20/87 — W 43-14 61,667
12/2/79 — L @ 21-37 42,160	12/27/87 — L @ 20-41 20,370
9/14/80 — W @ 17-16 42,403	9/11/88 — W 31-10 61,512
11/9/80 — L 30-31 58,976	11/20/88 — L @ 24-27 33,152
9/27/81 — L 14-20 59,255	10/8/89 — L 16-20 60,715
11/22/81 — L @ 13-40 49,002	11/5/89 — L @ 10-20 54,489
9/4/83 — L @ 13-17 42,531	10/21/90 — W 19-7 60,358
11/27/83 — *W 51-48 56,795	11/11/90 — W @ 17-16 71,285
11/4/84 — W 45-0 61,396	9/22/91 — L @ 13-20 71,789
12/9/84 — L @ 7-34 34,855	12/1/91 — L 6-19 57,248
9/29/85 — L @ 7-28 50,485	* Overtime

## NEW ENGLAND PATRIOTS

**Sun., Sept. 20, Foxboro Stadium, 10:00 a.m. (NBC)**

**ADDRESS:** Foxboro Stadium  
 Route 1, Foxboro, MA 02035  
**PHONE:** (508) 543-8200  
**CHAIRMAN OF THE BOARD:** James B. Orthwein  
**CHIEF EXECUTIVE OFFICER:** Sam Jankovich



**HEAD COACH (CAREER RECORD):** Dick MacPherson (6-10-0)

**ASSISTANT COACHES:** Joe Collier, Dick Coury, Joel Collier, Ivan Fears, Norm Gerber, Bobby Grier, Rod Humenuik, Stan Jones, Myrel Moore, Dante Scarnecchia, Dave Uyrus, Charlie West

**VICE PRESIDENT OF PUBLIC RELATIONS:** Pat Hanlon

**STADIUM (CAPACITY):** Foxboro Stadium (60,794)

**TEAM COLORS:** Red, White, and Blue

**1991 RECORD (FINISH):** 6-10-0 (4th, AFC East). Did not advance into the playoffs.

'91 **SCORING LEADER:** Jason Staurovsky, 10-11 PATs, 13-19 FGs, 49 points

'91 **RUSHING LEADER:** Leonard Russell, 266 atts., 959 yds., 3.6 avg., 24 LG, 4 TDs

'91 **PASSING LEADER:** Hugh Millen, 409 atts., 246 comps., 60.1%, 3,073 yds., 9 TDs, 18 Ints., 72.5 rating

'91 **RECEIVING LEADER:** Marv Cook, 82 receipts., 808 yds., 9.9 avg., 49 LG, 3 TDs

'91 **INTERCEPTION LEADER:** Maurice Hurst, 3

'91 **SACK LEADER:** Andre Tippett, 8.5

**SERIES RESULTS:** New England 6, Seattle 4

10/9/77 — L @ 0-31 45,929	11/17/85 — L 13-20 60,345
9/21/80 — L 31-37 61,035	9/21/86 — W @ 38-31 58,977
12/19/82 — L 0-16 53,457	12/4/88 — L @ 7-13 59,068
12/18/83 — W 24-6 59,688	9/24/89 — W @ 24-3 48,025
9/16/84 — L @ 23-38 43,140	10/7/90 — W @ 33-20 39,735

## MIAMI DOLPHINS

Sun., Sept. 27, Kingdome,  
1:00 p.m. (NBC)

ADDRESS: Joe Robbie Stadium  
2269 N.W. 199th Street  
Miami, FL 33056

PHONE: (305) 620-5000

PRESIDENT: Tim Robbie

EXECUTIVE VICE PRESIDENT/GENERAL

MANAGER: Eddie J. Jones

HEAD COACH (CAREER RECORD): Don Shula (289-131-6)

ASSISTANT COACHES: Joe Greene, George Hill, Tony Nathan, Tom Olivadotti, Mel Phillips, John Sandusky, Larry Seiple, Mike Shula, Dwight Stephenson, Gary Stevens, Carl Taseff, Junior Wade, Mike Westhoff

DIRECTOR OF MEDIA RELATIONS: Harvey Greene

STADIUM (CAPACITY): Joe Robbie Stadium (73,000)

TEAM COLORS: Aqua, Coral, and White

1991 RECORD (FINISH): 8-8-0 (T2nd, AFC East). Did not advance into the playoffs.

'91 SCORING LEADER: Pete Stoyanovich, 28-29 PATs, 31-37 FGs, 121 points

'91 RUSHING LEADER: Mark Higgs, 231 atts., 905 yds., 3.9 avg., 24 LG, 4 TDs

'91 PASSING LEADER: Dan Marino, 549 atts., 318 comps., 57.9%, 3,970 yds., 25 TDs, 13 Ints., 85.8 rating

'91 RECEIVING LEADER: Mark Duper, 70 receipts., 1,085 yds., 15.5 avg., 43 LG, 5 TDs and Mark Clayton, 70 receipts., 1,053 yds., 15.0 avg., 43 LG, 12 TDs

'91 INTERCEPTION LEADER: Louis Oliver, 5

'91 SACK LEADER: Jeff Cross, 7.0

SERIES RESULTS: Miami 3, Seattle 1

10/23/77 — L @ 13-31 29,855    10/4/87 — W    24-20 19,448  
9/9/79 — L @ 10-19 56,233    12/16/90 — L @ 17-24 57,851

Moved from the Orange Bowl into Joe Robbie Stadium in 1987.



## SAN DIEGO CHARGERS

Sun., Oct. 4, San Diego  
Jack Murphy Stadium,  
1:00 p.m. (NBC)

Sun., Dec., 27, Kingdome,  
1:00 p.m. (NBC)

ADDRESS: San Diego Jack Murphy  
Stadium P.O. Box 20686  
San Diego, CA 92120

PHONE: (619) 280-2111

CHAIRMAN OF THE BOARD/PRESIDENT:

Alex Spanos

GENERAL MANAGER: Bobby Beathard

HEAD COACH (CAREER RECORD): Bobby Ross (1st Season)

ASSISTANT COACHES: Bill Arnsparger, Sylvester Croom, John Dunn, John Fox, Ralph Friedgen, Dale Lindsey, Carl Mauck, John Misciagna, George O'Leary, Chuck Priefer, Jack Reilly, Jerry Sullivan

PUBLIC RELATIONS DIRECTOR: Bill Johnston

STADIUM (CAPACITY): San Diego Jack Murphy Stadium (60,750)

TEAM COLORS: Navy Blue, Gold, and White



**1991 RECORD (FINISH):** 6-10-0 (5th, AFC West). Did not advance into the playoffs.

**'91 SCORING LEADER:** John Carney, 31-31 PATs, 19-29 PATs, 88 points

**'91 RUSHING LEADER:** Marion Butts, 193 atts., 834 yds., 4.3 avg., 44 LG, 6 TDs

**'91 PASSING LEADER:** John Friesz, 487 atts., 262 comps., 53.8%, 2,896 yds., 12 TDs, 16 Ints., 67.1 rating

**'91 RECEIVING LEADER:** Ronnie Harmon, 59 receipts., 555 yds., 9.4 avg., 36 LG, 1 TD

**'91 INTERCEPTION LEADER:** Gill Byrd, 6

**'91 SACK LEADER:** Leslie O'Neal, 9.5

**SERIES RESULTS:** Seattle 14, San Diego 12

11/27/77 — L 28-30 55,338 10/6/85 — W 26-21 61,300

9/3/78 — L 20-24 55,778 10/6/86 — W 33-7 63,207

12/10/78 — L @ 10-37 49,975 12/14/86 — W @ 34-24 47,096

9/2/79 — L 16-33 62,287 11/22/87 — W 34-3 62,444

10/14/79 — L @ 10-20 50,077 9/18/88 — L @ 6-17 44,449

9/7/80 — L 13-34 62,042 10/30/88 — W 17-14 59,641

12/13/80 — L @ 14-21 49,980 10/15/89 — W @ 17-16 50,079

10/4/81 — L @ 10-24 51,463 10/29/89 — W 10-7 59,961

11/16/81 — W 44-23 58,628 11/4/90 — L 14-31 59,646

9/18/83 — W 34-31 61,714 11/25/90 — \*W @ 13-10 50,097

10/9/83 — L @ 21-28 49,132 10/27/91 — W 20-9 58,025

9/9/84 — W 31-17 61,314 11/10/91 — L @ 14-17 43,597

10/29/84 — W @ 24-0 53,974 \* Overtime

9/15/85 — W @ 49-35 54,420

## DALLAS COWBOYS

**Sun., Oct. 11, Texas Stadium,  
10:00 a.m. (NBC)**

**ADDRESS:** One Cowboys Parkway  
Irving, TX 75063

**PHONE:** (214) 556-9900

**PRESIDENT/GENERAL MANAGER:** Jerry  
Jones

**HEAD COACH (CAREER RECORD):**

Jimmy Johnson (19-29-0)

**ASSISTANT COACHES:** Hubbard Alexander, Joe Avezzano, Joe Brodsky, Dave Campo, Butch Davis, Robert Ford, Steve Hoffman, Bob Slowik, Norv Turner, Dave Wannstedt, Tony Wise, Mike Woicik

**PUBLIC RELATIONS DIRECTOR:** Rich Dalrymple

**STADIUM (CAPACITY):** Texas Stadium (65,024)

**TEAM COLORS:** Royal Blue, Metallic Silver Blue, and White

**1991 RECORD (FINISH):** 11-5-0 (2nd NFC East). Lost NFC Divisional Playoff Game at Detroit, 38-6.

**'91 SCORING LEADER:** Ken Willis, 37-37 PATs, 27-39 FGs, 118 points

**'91 RUSHING LEADER:** Emmitt Smith, 365 atts., 1,563 yds., 4.3 avg., 75 LG, 12 TDs

**'91 PASSING LEADER:** Troy Aikman, 363 atts., 237 comps., 65.3%, 2,754 yds., 11 TDs, 10 Ints., 86.7 rating

**'91 RECEIVING LEADER:** Michael Irvin, 93 receipts., 1,523 yds., 16.4 avg., 66 LG, 8 TDs

**'91 INTERCEPTION LEADER:** Issiac Holt, 4

**'91 SACK LEADER:** Tony Tolbert, 6.5

**SERIES RESULTS:** Dallas 3, Seattle 1

10/3/76 — L 13-28 62,027 12/4/83 — L 10-35 63,352

11/27/80 — L @ 7-51 57,540 11/27/86 — W @ 31-14 58,020





# LOS ANGELES RAIDERS

Sun., Oct. 18, Kingdome,

1:00 p.m. (NBC)

Sun., Nov. 15, Los Angeles

Memorial Coliseum,

1:00 p.m. (NBC)

ADDRESS: 332 Center Street

El Segundo, CA 90245

PHONE: (310) 322-3451

PRESIDENT OF THE GENERAL PARTNER:

Al Davis

HEAD COACH (CAREER RECORD):

Art Shell (28-16-0)

ASSISTANT COACHES: Fred Biletnikoff, Gunther Cunningham, Kim

Helton, Ronnie Jones, Earl Leggett, Odis McKinney, Steve

Ortmayer, Terry Robiskie, Joe Scannella, Todd Sperber, Jack

Stanton, Tom Walsh, Mike White, Doug Wilkerson

PUBLICATIONS: Mike Taylor

STADIUM (CAPACITY): Los Angeles Memorial Coliseum (92,488)

TEAM COLORS: Silver and Black

1991 RECORD (FINISH): 9-7-0 (3rd, AFC West). Lost AFC Wild Card

Game at Kansas City, 10-6

'91 SCORING LEADER: Jeff Jaeger, 29-30 PATs, 29-34 FGs, 116

points

'91 RUSHING LEADER: Roger Craig, 162 atts., 590 yds., 3.6 avg., 15

LG, 1 TD

'91 PASSING LEADER: Jay Schroeder, 357 atts., 189 comps.,

52.9%, 2,562 yds., 15 TDs, 16 Ints., 71.4 rating

'91 RECEIVING LEADER: Ethan Horton, 53 receipts., 650 yds., 12.3

avg., 52 LG, 5 TDs

'91 INTERCEPTION LEADER: Ronnie Lott, 8

'91 SACK LEADER: Greg Townsend, 13.0

SERIES RESULTS: Seattle 14, Los Angeles 14

11/6/77 — L @ 7-44 50,929	12/15/85 — L @ 3-13 77,425
10/22/78 — W 27-7 62,529	10/12/86 — L @ 10-14 70,635
11/26/78 — W @ 17-16 52,978	12/8/86 — W 37-0 62,923
9/16/79 — W 27-10 61,602	10/25/87 — W @ 35-13 52,735
12/16/79 — W @ 29-24 53,177	11/30/87 — L 14-37 62,802
10/26/80 — L @ 14-33 50,185	11/28/88 — W 35-27 62,641
11/17/80 — L 17-19 60,480	12/18/88 — W @ 43-37 61,127
9/20/81 — L @ 10-20 45,725	10/1/89 — W @ 24-20 44,319
11/29/81 — L 31-32 57,147	12/17/89 — W 23-17 61,076
12/5/82 — L @ 23-28 42,170	9/16/90 — L 13-17 61,889
10/16/83 — W 38-36 60,697	10/14/90 — L @ 17-24 50,624
10/30/83 — W @ 34-21 49,708	10/13/91 — *L 20-23 61,974
10/7/84 — L @ 14-28 77,904	11/17/91 — L @ 7-31 49,317
11/12/84 — W 17-14 64,011	* Overtime
11/3/85 — W 33-3 64,060	

Franchise transferred from Oakland in 1982.

# NEW YORK GIANTS

Sun., Oct. 25, Giants

Stadium, 10:00 a.m. (NBC)

ADDRESS: Giants Stadium

East Rutherford, NJ 07073

PHONE: (201) 935-8111

PRESIDENT/CO-CEO: Wellington Mara

CHAIRMAN/CO-CEO: Robert Preston

Tisch



**VICE PRESIDENT/GENERAL MANAGER:**

George Young

**HEAD COACH (CAREER RECORD):** Ray Handley (8-8-0)**ASSISTANT COACHES:** Dave Brazil, Fred Bruney, Jim Fassel, Fred Hoaglin, Johnny Parker, Dick Rehbein, Rod Rust, George Sefcik, Mike Sweatman, Bob Trott, Charlie Weiss**DIRECTOR OF MEDIA SERVICES:** Ed Croke**STADIUM (CAPACITY):** Giants stadium (77,311)**TEAM COLORS:** Blue, Red, and White**1991 RECORD (FINISH):** 8-8-0 (4th, NFC East). Did not advance into the playoffs.**'91 SCORING LEADER:** Matt Bahr, 24-25 PATs, 22-29 FGs, 90 points**'91 RUSHING LEADER:** Rodney Hampton, 256 atts., 1,059 yds., 4.1 avg., 44 LG, 10 TDs**'91 PASSING LEADER:** Jeff Hostetler, 285 atts., 179 comps., 62.8% 2,032 yds., 5 TDs, 4 Ints., 84.1 rating**'91 RECEIVING LEADER:** Mark Ingram, 51 receipts., 824 yds., 16.2 yds., 41 LG, 3 TDs**'91 INTERCEPTION LEADER:** Mark Collins and Everson Walls, 4**'91 SACK LEADER:** Leonard Marshall, 11.0**SERIES RESULTS:** New York 4, Seattle 2

11/28/76 — L @ 16-28 65,111 12/11/83 — W @ 17-12 48,942

12/7/80 — L 21-27 51,617 10/19/86 — W 17-12 62,282

10/18/81 — L 0-32 56,134 11/19/89 — L @ 3-15 75,014

## WASHINGTON REDSKINS

**Sun., Nov. 8, Kingdome,  
1:00 p.m. (CBS)****ADDRESS:** Redskins Park

P.O. Box 17247

Dulles International Airport

Washington, D.C. 20041

**PHONE:** (703) 471-9100**CHAIRMAN OF THE BOARD/CEO:** Jack

Kent Cooke

**GENERAL MANAGER:** Charley

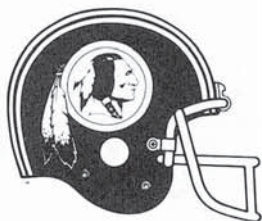
Casserly

**HEAD COACH (CAREER RECORD):** Joe Gibbs (115-53-0)**ASSISTANT COACHES:** Don Breau, Bobby DePaul, Rod Dowhower, Jim Hanifan, Larry Peccatiello, Richie Petitbon, Dan Riley, Wayne Sevier, Rennie Simmons, Charley Taylor, Emmit Thomas, Torgy Torgeson, Steve Wetzel**VICE PRESIDENT OF COMMUNICATIONS:** Charlie Dayton**STADIUM (CAPACITY):** RFK Stadium (55,683)**TEAM COLORS:** Burgundy and Gold**1991 RECORD (FINISH):** 14-2-0 (1st, NFC East). Won Super Bowl XXVI over Buffalo, 37-24.**'91 SCORING LEADER:** Chip Lohmiller, 56-56- PATs, 31-43 FGs, 149 points**'91 RUSHING LEADER:** Earnest Byner, 274 atts., 1,048 yds., 3.8 avg., 32 LG, 5 TDs**'91 PASSING LEADER:** Mark Rypien, 421 atts., 249 comps., 59.1%, 3,564 yds., 28 TDs, 11 Ints., 97.9 rating**'91 RECEIVING LEADER:** Art Monk, 71 receipts., 1,049 yds., 14.8 avg., 64 LG, 8 TDs**'91 INTERCEPTION LEADER:** Wilbur Marshall and Darrell Green, 5**'91 SACK LEADER:** Charles Mann, 11.0**SERIES RESULTS:** Washington 4, Seattle 1

9/19/76 — L @ 7-31 53,174 9/28/86 — L @ 14-19 54,157

9/28/80 — W @ 14-0 53,263 12/23/89 — L 0-29 60,294

9/25/83 — L 17-27 60,718



# DENVER BRONCOS

Mon., Nov.30, Kingdome,  
6:00 p.m. (ABC)

Sun., Dec. 20, Mile High  
Stadium, 1:00 p.m. (NBC)

ADDRESS: 13655 Broncos  
Expressway  
Englewood, CO 80112

PHONE: (303) 649-9000

PRESIDENT AND CEO: Patrick Bowlen

GENERAL MANAGER: John Beake

VICE PRESIDENT/HEAD COACH (CAREER RECORD): Dan Reeves  
(102-65-1)

ASSISTANT COACHES: Marvin Bass, Raymond Berry, Barney  
Chavous, Joe DeCamillis, Mo Forte, George Henshaw, Pete  
Mangurian, Al Miller, Mike Nolan, Wade Phillips, Harold  
Richardson, Ernie Stautner, Charlie Waters

DIRECTOR OF MEDIA RELATIONS: Jim Saccomano

STADIUM (CAPACITY): Mile High Stadium (76,273)

TEAM COLORS: Orange, Royal Blue, and White

1991 RECORD (FINISH): 12-4-0 (1st, AFC West). Lost AFC  
Championship Game at Buffalo, 10-7.

'91 SCORING LEADER: David Treadwell, 31-32 PATs, 27-36 FGs,  
112 points

'91 RUSHING LEADER: Gaston Green, 261 atts., 1,037 yds., 4.0 avg.,  
63 LG, 4 TDs

'91 PASSING LEADER: John Elway, 451 atts., 242 comps., 53.7%,  
3,253 yds., 13 TDs, 12 Ints., 75.4 rating

'91 RECEIVING LEADER: Michael Young, 44 receipts., 629 yds., 14.3  
avg., 52 LG, 2 TDs

'91 INTERCEPTION LEADER: Steve Atwater and Dennis Smith, 5

'91 SACK LEADER: Simon Fletcher, 13.5

SERIES RESULTS: Denver 17, Seattle 12

10/2/77 — L	13-24	53,108	10/20/85 — *L @	10-13	74,899
10/7/78 — L @	7-28	74,989	12/20/85 — L	24-27	56,283
10/29/78 — *L	17-20	62,948	10/26/86 — L @	13-20	76,089
9/23/79 — L @	34-37	74,879	12/20/86 — W	41-16	63,697
12/8/79 — W	28-23	60,038	9/13/87 — L @	17-40	75,999
11/23/80 — L @	20-36	73,274	12/13/87 — W	28-21	61,759
12/21/80 — L	17-25	51,853	9/4/88 — W @	21-14	75,986
9/13/81 — W	13-10	58,513	12/11/88 — W	42-14	62,839
12/13/81 — L @	13-23	74,527	10/22/89 — *L	21-24	62,353
11/21/82 — W @	17-10	73,916	11/26/89 — L @	14-41	75,117
1/2/83 — W	13-11	43,145	9/23/90 — *L @	31-34	75,290
11/6/83 — W	27-19	61,189	12/23/90 — W	17-12	55,845
11/20/83 — L @	27-38	74,710	9/15/91 — L @	10-16	74,152
11/25/84 — W @	27-24	74,922	11/24/91 — W	13-10	60,430
12/15/84 — L	14-31	64,411	* Overtime		



# PITTSBURGH STEELERS

Sun., Dec. 6, Three Rivers  
Stadium, 10:00 a.m. (NBC)

ADDRESS: 300 Stadium Circle  
Pittsburgh, PA 15212

PHONE: (412) 323-1200

PRESIDENT: Daniel M. Rooney

HEAD COACH (CAREER RECORD): Bill  
Cowher (1st Season)

ASSISTANT COACHES: Dom Capers,  
Ron Erhardt, Steve Furness,



John Guy, Bob Harrison, Dick Hoak, Pat Hodgson, Dick LeBeau, Marvis Lewis, Kent Stephenson  
**PUBLIC RELATIONS COORDINATOR:** Dan Edwards  
**STADIUM (CAPACITY):** Three Rivers Stadium (59,600)  
**TEAM COLORS:** Black and Gold  
**1991 RECORD (FINISH):** 7-9-0 (2nd, AFC Central). Did not advance into the playoffs.  
**'91 SCORING LEADER:** Gary Anderson, 31-31 PATs, 23-33 FGs, 100 points  
**'91 RUSHING LEADER:** Merrill Hoge, 165 atts., 610 yds., 3.7 avg., 24 LG, 2 TDs  
**'91 PASSING LEADER:** Neil O'Donnell, 286 atts., 156 comps., 54.5%, 1,963 yds., 11 TDs, 7 Ints., 78.8 rating  
**'91 RECEIVING LEADER:** Louis Lipps, 55 receipts., 671 yds., 12.2 avg., 35 LG, 2 TDs  
**'91 INTERCEPTION LEADER:** Thomas Everett, 4  
**'91 SACK LEADER:** Jerrol Williams, 9.0  
**SERIES RESULTS:** Seattle 4, Pittsburgh 4  
 12/4/77 — L @ 20-30 45,429    10/23/83 — L    21-27 61,615  
 9/10/78 — L @ 10-21 48,277    9/7/86 — W    30-0 61,146  
 11/8/81 — W    24-21 59,058    12/6/87 — L @ 9-13 48,881  
 11/28/82 — W    16-0 55,553    10/20/91 — W @ 27-7 54,678

## PHILADELPHIA EAGLES

**Sun., Dec. 13, Kingdome,  
 1:00 p.m. (CBS)**

**ADDRESS:** Veterans Stadium  
 Broad Street and Pattison Ave.  
 Philadelphia, PA 19148  
**PHONE:** (215) 463-2500  
**OWNER:** Norman Braman  
**PRESIDENT/COO:** Harry Gamble  
**HEAD COACH (CAREER RECORD):** Rich Kotite (10-6-0)




**ASSISTANT COACHES:** Dave Atkins, Zeke Bratkowski, Lew Carpenter, Bud Carson, Peter Giunta, Dale Haupt, Bill Muir, Larry Pasquale, Jim Vechiarella, Jim Williams, Richard Wood

**PUBLIC RELATIONS DIRECTOR:** Ron Howard  
**STADIUM (CAPACITY):** Veterans Stadium (65,356)  
**TEAM COLORS:** Kelly Green, Silver, and White  
**1991 RECORD (FINISH):** 10-6-0 (3rd, NFC East). Did not advance into the playoffs.  
**'91 SCORING LEADER:** Roger Ruzek, 27-29 PATs, 28-33 FGs, 111 points  
**'91 RUSHING LEADER:** James Joseph, 135 atts., 440 yds., 3.3 avg., 24 LG, 3 TDs  
**'91 PASSING LEADER:** Jim McMahon, 311 atts., 187 comps., 60.1%, 2,239 yds., 12 TDs, 11 Ints., 80.3 rating  
**'91 RECEIVING LEADER:** Fred Barnett, 62 receipts., 948 yds., 15.5 avg., 75 LG, 4 TDs  
**'91 INTERCEPTION LEADER:** Wes Hopkins and Eric Allen, 5  
**'91 SACK LEADER:** Reggie White, 15.0  
**SERIES RESULTS:** Philadelphia 3, Seattle 1  
 12/12/76 — L @ 10-27 37,949    11/23/86 — W    24-20 55,786  
 11/2/80 — L    20-27 61,047    9/10/89 — L @ 7-31 64,287

### ONE REMAINS

With their wins over the Indianapolis Colts and Los Angeles Rams in 1991, the Seahawks have defeated every NFL team in the regular season except for the Phoenix Cardinals (0-3).



**1991 REVIEW**

# 1991 FINAL STATISTICS

## Regular Season: 7-9

Date	W/L	Score	Opponent	Attendance
Sept 1	L	24-27	at New Orleans	68,492
Sept 8	W	20-13	N.Y. Jets	56,770
Sept 15	L	10-16	at Denver	74,152
Sept 22	L	13-20	at Kansas City	71,789
Sept 29	W	31-3	Indianapolis	56,656
Oct 6	W	13-7	at Cincinnati	60,010
Oct 13	*L	20-23	L.A. Raiders	61,974
Oct 20	W	27-7	at Pittsburgh	54,678
Oct 27	W	20-9	San Diego	58,025
Nov 3			BYE	
Nov 10	L	14-17	at San Diego	43,597
Nov 17	L	7-31	at L.A. Raiders	49,317
Nov 24	W	13-10	Denver	60,430
Dec 1	L	6-19	Kansas City	57,248
Dec 8	L	22-24	San Francisco	56,711
Dec 15	L	13-26	at Atlanta	53,834
Dec 22	W	23-9	L.A. Rams	51,100

\*Overtime

## Team Statistics

TOTAL FIRST DOWNS	
Rushing	
Passing	
Penalty	
3rd Down: Made/Att	
3rd Down Pct.	
4th Down: Made/Att	
4th Down Pct.	
POSSESSION AVG.	
TOTAL NET YARDS	
Avg. Per Game	
Total Plays	
Avg. Per Play	
NET YARDS RUSHING	
Avg. Per Game	
Total Rushes	
NET YARDS PASSING	
Avg. Per Game	
Sacked/Yards Lost	
Gross Yards	
Att/Comp	
Completion Pct.	
Had Intercepted	
PUNTS/AVERAGE	
NET PUNTING AVG.	
PENALTIES/YARDS	
FUMBLES/BALL LOST	
TOUCHDOWNS	
Rushing	
Passing	
Returns	

## Seahawks

253
80
159
14
67/193
34.7
2/9
22.2
29:27
4534
283.4
924
4.9
1426
89.1
394
3108
194.3
42/263
3371
488/290
59.4
26
76/40.6
35.7
85/682
26/17
29
11
15
3

## Opponents

263
92
159
12
78/220
35.5
9/20
45.0
30:33
4703
293.9
988
4.8
1684
105.3
435
3019
188.7
36/269
3288
517/296
57.3
18
79/39.1
33.0
108/845
34/21
25
4
1
3

## Passing

	Att	Cmp	Yds	Cmp%	Yds/Att
Krieg	285	187	2080	65.6	7.30
Kemp	181	94	1207	51.9	6.67
Stouffer	15	6	57	40.0	3.80
McGwire	7	3	27	42.9	3.86
<b>SEAHAWKS</b>	<b>488</b>	<b>290</b>	<b>3371</b>	<b>59.4</b>	<b>6.91</b>
<b>OPPONENTS</b>	<b>517</b>	<b>296</b>	<b>3288</b>	<b>57.3</b>	<b>6.36</b>

Score By Quarters	1	2	3	4	OT	Total
<b>SEAHAWKS</b>	<b>39</b>	<b>78</b>	<b>79</b>	<b>80</b>	<b>0</b>	<b>276</b>
OPPONENTS	25	112	47	74	3	261

Scoring	Ru	Pa	Rt	PAT	FG	S	Pts
Kasay	0	0	0	27/28	25/31	0	102
Williams	4	1	0	0/0	0/0	0	30
Fenner	4	0	0	0/0	0/0	0	24
Tice	0	4	0	0/0	0/0	0	24
Chadwick	0	3	0	0/0	0/0	0	18
Jones	3	0	0	0/0	0/0	0	18
Blades	0	2	0	0/0	0/0	0	12
L.Clark	0	2	0	0/0	0/0	0	12
Kane	0	2	0	0/0	0/0	0	12
B.Davis	0	0	1	0/0	0/0	0	6
Hunter	0	0	1	0/0	0/0	0	6
McNeal	0	1	0	0/0	0/0	0	6
Warren	0	0	1	0/0	0/0	0	6
<b>SEAHAWKS</b>	<b>11</b>	<b>15</b>	<b>3</b>	<b>27/28</b>	<b>25/31</b>	<b>0</b>	<b>276</b>
OPPONENTS	4	18	3	25/25	28/32	1	261

Rushing	Att	Yds	Avg	LG	TD
Williams	188	741	3.9	42	4
Fenner	91	267	2.9	15	4
Jones	45	154	3.4	22	3
Kemp	22	106	4.8	18	0
Loville	22	69	3.1	22	0
Krieg	13	59	4.5	24	0
Blades	2	17	8.5	11	0
Warren	11	13	1.2	7	0
<b>SEAHAWKS</b>	<b>394</b>	<b>1426</b>	<b>3.6</b>	<b>42</b>	<b>11</b>
OPPONENTS	435	1684	3.9	32	4

Receiving	No	Yds	Avg	LG	TD
Blades	70	1003	14.3	52	2
Williams	61	499	8.2	35	1
Kane	50	763	15.3	60	2
Chadwick	22	255	11.6	29	3
L.Clark	21	228	10.9	t24	2
McNeal	17	208	12.2	36	1
Fenner	11	72	6.5	15	0
Jones	10	103	10.3	29	0
Tice	10	70	7.0	16	4
Skansi	9	96	10.7	21	0
Daniels	4	38	9.5	19	0
Thomas	3	27	9.0	11	0
Warren	2	9	4.5	12	0
<b>SEAHAWKS</b>	<b>290</b>	<b>3371</b>	<b>11.6</b>	<b>60</b>	<b>15</b>
OPPONENTS	296	3288	11.1	t61	18

Punting	No	Yds	Avg	Net	TB	I20	LG	B
Tuten	49	2106	43.0	36.9	3	8	60	0
Donnelly	13	505	38.8	33.8	1	1	57	0
Waits	14	474	33.9	33.6	0	2	50	0
<b>SEAHAWKS</b>	<b>76</b>	<b>3085</b>	<b>40.6</b>	<b>35.7</b>	<b>4</b>	<b>11</b>	<b>60</b>	<b>0</b>
OPPONENTS	79	3089	39.1	33.0	8	20	65	1

TD	TD%	Int	Int%	LG	Sacked	Rating
11	3.9	12	4.2	60	32/216	82.5
4	2.2	12	6.6	52	8/38	52.9
0	0.0	1	6.7	19	2/9	23.5
0	0.0	1	14.3	13	0/0	14.3
<b>15</b>	<b>3.1</b>	<b>26</b>	<b>5.3</b>	<b>60</b>	<b>42/263</b>	<b>68.4</b>
18	3.5	18	3.5	t61	36/269	73.4

Interceptions	No	Yds	Avg	LG	TD
Robinson	5	56	11.2	27	0
Harper	4	84	21.0	43	0
Blackmon	3	59	19.7	29	0
B.Davis	1	40	40.0	t40	1
Hunter	1	32	32.0	t32	1
Glasgow	1	28	28.0	28	0
Cain	1	5	5.0	5	0
Porter	1	0	0.0	0	0
Green	1	-2	-2.0	-2	0
<b>SEAHAWKS</b>	<b>18</b>	<b>302</b>	<b>16.8</b>	<b>43</b>	<b>2</b>
<b>OPPONENTS</b>	<b>26</b>	<b>334</b>	<b>12.8</b>	<b>58</b>	<b>2</b>

Kickoff Returns	No	Yds	Avg	LG	TD
Warren	35	792	22.6	55	0
Loville	18	412	22.9	50	0
McNeal	4	30	7.5	15	0
Tice	3	46	15.3	20	0
<b>SEAHAWKS</b>	<b>60</b>	<b>1280</b>	<b>21.3</b>	<b>55</b>	<b>0</b>
<b>OPPONENTS</b>	<b>51</b>	<b>858</b>	<b>16.8</b>	<b>38</b>	<b>0</b>

Punt Returns	No	FC	Yds	Avg	LG	TD
Warren	32	19	298	9.3	t59	1
Loville	3	1	16	5.3	18	0
B.Davis	1	0	1	1.0	1	0
Harper	1	0	5	5.0	5	0
Skansi	1	0	5	5.0	5	0
<b>SEAHAWKS</b>	<b>38</b>	<b>20</b>	<b>325</b>	<b>8.6</b>	<b>t59</b>	<b>1</b>
<b>OPPONENTS</b>	<b>40</b>	<b>18</b>	<b>289</b>	<b>7.2</b>	<b>29</b>	<b>0</b>

Field Goals	1-19	20-29	30-39	40-49	50+
Kasay	1/1	5/6	11/14	6/7	2/3
<b>SEAHAWKS</b>	<b>1/1</b>	<b>5/6</b>	<b>11/14</b>	<b>6/7</b>	<b>2/3</b>
<b>OPPONENTS</b>	<b>1/1</b>	<b>7/7</b>	<b>9/9</b>	<b>6/7</b>	<b>5/8</b>

**KASAY:** (37G, 37N) (23G, 34G, 28N) (28G) (30N, 45G, 38G) (41G) (45N, 36G, 31G) (36G, 45G) (36G, 21G) (51G, 54G) (—) (—) (36G, 42G) (19G, 26G) (37G, 51N, 25G, 38G) (34N, 43G, 43G) (35G)

**OPPONENTS:** (47G, 31G) (29G, 30G) (17G, 25G, 35G) (37G, 51N, 39G) (54G) (—) (56N, 47G, 49G, 37G) (—) (29G, 24G, 56N, 36G) (54N) (51G) (47N, 23G) (20G, 28G, 36G, 39G) (50G) (42G) (44G, 46G, 50G)

## DEFENSIVE STATISTICS

(According to Unofficial Press Box Statistics)

**Tackles** — Wooden 100, Robinson 91, Porter 80, Kennedy 73, Comeaux 69, Harper 69, Blackmon 64, Green 56, Bryant 48, Glasgow 47, Hunter 47, Jefferson 40, Woods 28, B.Davis 27, Nash 24, Wyman 22, Hayes 11, Cain 7, Skow 6, Stephens 4.

**Sacks** — Porter 10.0, Kennedy 6.5, Green 6.0, Bryant 3.0, Glasgow 2.5, Wooden 2.0, Woods 2.0, Blackmon 1.0, Jefferson 1.0, Robinson 1.0, Comeaux 0.5, Skow 0.5.

**Fumble Recoveries** — Wooden 4, Woods 4, Green 2, Blackmon 1, Chadwick 1, Glasgow 1, Hayes 1, Jefferson 1, Kennedy 1, Robinson 1.

**Forced Fumbles** — Comeaux 4, Porter 4, Glasgow 2, Hunter 2, Blackmon 1, Bryant 1, Harper 1, Kennedy 1, Robinson 1, Wooden 1, Woods 1.



# SPECIAL TEAMS STATISTICS

(According to Unofficial Press Box Statistics)

**Tackles** — Daniels 12, Stephens 12, Warren 12, Jones 11, Glasgow 8, Cain 7, Dodge 7, Loville 7, B.Davis 5, Porter 5, Wooden 5, Thomas 4, Cotton 3, Kasay 3, Chadwick 1, Comeaux 1, Jefferson 1, Junkin 1, McNeal 1, Tuten 1.

**Forced Fumbles** — Glasgow 1, Warren 1.

**Fumble Recoveries** — Daniels 2, Jones 1, Stephens 1.

**Blocked Punts** — Hunter 1.

## 1991 HONORS

### JACOB GREEN, DE

Defensive Captain

### DWAYNE HARPER, CB

Sports Illustrated First-Team All-NFL

### JOHN KASAY, K

Pro Football Weekly All-Rookie (Unanimous)

Football News All-Rookie

College and Pro Football Newsweekly

First-Team All-Rookie

### CORTEZ KENNEDY, DT

AFC Pro Bowl Squad

Pro Football Weekly First-Team All-AFC

College and Pro Football Newsweekly

Second-Team All-NFL

### DAVE KRIEG, QB

Offensive Captain

### JOE NASH, DT

Ed Block Courage Award

### RUFUS PORTER, LB

Steve Largent Award

AFC Defensive Player of Week 13 (vs. Denver)

### EUGENE ROBINSON, S

Sports Illustrated First-Team All-NFL

Marcus Nalley Trophy (Seahawks MVP)

Seattle NFL Man of the Year

### CHRIS WARREN, KR

Pro Football Weekly First-Team All-AFC

### JOHN L. WILLIAMS, FB

AFC Pro Bowl Squad

# PRESEASON

## PRESEASON GAME #1

Phoenix Cardinals 31, Seattle Seahawks 13

Saturday, August 3, Kingdome

Anthony Thompson rushed for two touchdowns and Tim McDonald returned an interception for a touchdown to lead the Phoenix Cardinals to a 31-13 preseason opening win. Thompson tallied twice in the second quarter to boost the Cardinals to a 24-6 halftime lead. Kelly Stouffer started at quarterback for the Seahawks but was forced out of the game with a first quarter shoulder separation. First-round draft choice Dan McGwire finished up the first half and was 10-of-22 for 84 yards with one interception.

Phoenix	10	14	0	7	—	31
Seattle	3	3	0	7	—	13
PHX —	McDonald 27 interception return (G.Davis kick)					
SEA —	Kasay 54 FG					
PHX —	G.Davis 34 FG					
PHX —	Thompson 1 run (G.Davis kick)					
PHX —	Thompson 1 run (G.Davis kick)					
SEA —	Kasay 36 FG					
PHX —	Field 17 pass from Kupp (G.Davis kick)					
SEA —	Heller 2 pass from Kemp (Kasay kick)					
Att. —	49,448					

## INDIVIDUAL STATISTICS

### RUSHING

Phoenix	Att	Yds	LG	TD	Seattle	Att	Yds	LG	TD
Thompson	15	66	3	2	Warren	6	33	13	0
Brown	12	52	1	0	Loville	5	28	18	0
<b>TOTAL</b>	<b>35</b>	<b>140</b>	<b>3</b>	<b>2</b>	<b>TOTAL</b>	<b>16</b>	<b>76</b>	<b>18</b>	<b>0</b>

### PASSING

Phoenix	A	C	Yds	TD	I	Seattle	A	C	Yds	TD	I
Rosenbach	7	2	35	0	0	Stouffer	7	4	22	0	1
Tupa	4	3	44	0	1	McGwire	22	10	84	0	1
Kupp	6	2	27	1	0	Kemp	25	15	162	1	1
<b>TOTAL</b>	<b>17</b>	<b>7</b>	<b>106</b>	<b>1</b>	<b>1</b>	<b>TOTAL</b>	<b>54</b>	<b>29</b>	<b>268</b>	<b>1</b>	<b>3</b>

### PASS RECEIVING

Phoenix	No	Yds	LG	TD	Seattle	No	Yds	LG	TD
7 with	1				Thomas	6	49	13	0
					3 with	3			
<b>TOTAL</b>	<b>7</b>	<b>106</b>	<b>20</b>	<b>1</b>	<b>TOTAL</b>	<b>29</b>	<b>268</b>	<b>23</b>	<b>1</b>

## TEAM STATISTICS

	Phoenix	Seattle
Total First Downs	16	18
Third Down Eff.	3/10 30.0%	5/17 29.4%
Total Net Yards	241	314
Total Off. Plays (Incl. Sacks)	54	74
Net Yards Rushing	140	76
Attempts	35	16
Net Yards Passing	101	238
Times Sacked/Yards Lost	2/5	4/30
Atts-Comps-Ints	17-7-1	54-29-3
Punts-Number And Avg.	5-40.4	4-43.3
Penalties-Number And Yards	7-54	6-45
Fumbles-Number And Lost	1-1	0-0
Touchdowns	4	1
Field Goals Made-Atts	1-1	2-3
Time Of Possession	27:56	32:04

## PRESEASON GAME #2

Seattle Seahawks 17, Indianapolis Colts 7

Saturday, August 10, Hoosier Dome

Quarterback Dave Krieg, fullback John L. Williams, and running back Derrick Fenner made their 1991 preseason debuts and sparked the Seahawks to a 17-7 win in Indianapolis. Krieg hit 9-of-10 passes in the first half and engineered two touchdown drives, which ended in scores by Williams and Fenner. The Seahawks defense held the Colts to 249 total yards, including 61 rushing, and recorded five sacks.

Seattle	7	7	0	3	—	17
Indianapolis	0	0	7	0	—	7
SEA	—	Williams 6 pass from Krieg (Johnson kick)				
SEA	—	Fenner 1 run (Johnson kick)				
IND	—	Hester 22 pass from Trudeau (Biasucci kick)				
SEA	—	Johnson 46 FG				
Att.	—	50,941				

### INDIVIDUAL STATISTICS

#### RUSHING

Seattle	Att	Yds	LG	TD	Indianapolis	Att	Yds	LG	TD
Loville	8	50	18	0	Clark	9	34	9	0
Warren	5	23	11	0	Bentley	1	13	13	0
Fenner	9	22	6	1	A.Johnson	1	6	6	0
Williams	8	15	13	0	Lattimore	1	5	5	0
<b>TOTAL</b>	<b>34</b>	<b>116</b>	<b>18</b>	<b>1</b>	<b>TOTAL</b>	<b>18</b>	<b>61</b>	<b>13</b>	<b>0</b>

#### PASSING

Seattle	A	C	Yds	TD	I	Indianapolis	A	C	Yds	TD	I
Krieg	10	9	90	1	0	George	15	10	95	0	0
McGwire	11	6	55	0	0	Trudeau	19	12	134	1	0
<b>TOTAL</b>	<b>21</b>	<b>15</b>	<b>145</b>	<b>1</b>	<b>0</b>	<b>TOTAL</b>	<b>34</b>	<b>22</b>	<b>233</b>	<b>1</b>	<b>0</b>

#### PASS RECEIVING

Seattle	No	Yds	LG	TD	Indianapolis	No	Yds	LG	TD
Williams	4	37	12	1	Clark	5	52	16	0
Thomas	3	21	8	0	Hester	3	43	22	1
Loville	2	16	8	0	Bentley	3	17	9	0
<b>TOTAL</b>	<b>15</b>	<b>145</b>	<b>20</b>	<b>1</b>	<b>TOTAL</b>	<b>22</b>	<b>233</b>	<b>22</b>	<b>1</b>

### TEAM STATISTICS

	Seattle	Indianapolis
Total First Downs	19	19
Third Down Eff.	7/12 58.3%	4/12 33.3%
Total Net Yards	261	249
Total Off. Plays (Incl. Sacks)	55	57
Net Yards Rushing	116	61
Total Rushing Plays	34	18
Net Yards Passing	145	188
Times Sacked/Yards Lost	0/0	5/45
Atts-Comps-Ints	21-15-0	34-22-0
Punts-Number And Avg.	4-37.5	4-43.5
Penalties-Number And Yards	6-28	6-24
Fumbles-Number And Lost	1-0	0-0
Touchdowns	2	1
Field Goals Made-Atts	1-1	0-3
Time Of Possession	32:10	27:50

### THE DEFENSE

The Seahawks defense set 16-game records for fewest points (261) and fewest touchdowns (23) allowed in 1991. The totals broke the old marks of 282 points in 1984 and 32 touchdowns in 1990. Seattle's 261 points allowed ranked fourth in the AFC and ninth in the NFL.

## PRESEASON GAME #3

Seattle 23, Los Angeles 7

Saturday, August 17, Anaheim Stadium

Dave Krieg and Dan McGwire directed touchdown drives, and Norm Johnson and John Kasay combined for three field goals as the Seahawks defeated the Los Angeles Rams, 23-7, in Anaheim. The win was the first by Seattle over the Rams in preseason or regular season play. Krieg directed a 14-play, 96-yard drive that culminated with his 31-yard touchdown pass to Louis Clark, giving the Seahawks a 13-0 halftime lead. Kasay (35 yards) and Johnson (54) had opened the scoring. McGwire quarterbacked a three-play, 38-yard drive in the fourth quarter that ended in Chris Warren's 10-yard scoring run. Kasay added a 23-yard field goal earlier in the quarter. Seattle intercepted three passes, two by Brian Davis.

Seattle	3	10	0	10	—	23
Los Angeles	0	0	0	7	—	7

SEA —	Kasay 35 FG
SEA —	Johnson 54 FG
SEA —	Clark 31 pass from Krieg (Kasay kick)
SEA —	Kasay 23 FG
SEA —	Warren 10 run (Johnson kick)
LA —	S.Bailey 19 pass from Long (Zendejas kick)
Att. —	47,834

### INDIVIDUAL STATISTICS

#### RUSHING

Seattle	Att	Yds	LG	TD	Los Angeles	Att	Yds	LG	TD
McLemore	2	28	22	0	Gray	17	50	12	0
Loville	6	23	8	0	Dupree	8	22	7	0
Williams	5	21	10	0	Delpino	3	17	11	0
Krieg	2	21	15	0	Tatupu	2	10	8	0
Warren	5	11	10	1	Lang	1	6	6	0
<b>TOTAL</b>	<b>26</b>	<b>108</b>	<b>22</b>	<b>1</b>	<b>TOTAL</b>	<b>32</b>	<b>105</b>	<b>12</b>	<b>0</b>

#### PASSING

Seattle	A	C	Yds	TD	I	Los Angeles	A	C	Yds	TD	I
Krieg	20	12	123	1	0	Everett	24	12	138	0	2
McGwire	9	6	49	0	0	Long	6	4	71	1	1
Gasser	1	1	9	0	0						
<b>TOTAL</b>	<b>30</b>	<b>19</b>	<b>181</b>	<b>1</b>	<b>0</b>	<b>TOTAL</b>	<b>30</b>	<b>16</b>	<b>209</b>	<b>1</b>	<b>3</b>

#### PASS RECEIVING

Seattle	No	Yds	LG	TD	Los Angeles	No	Yds	LG	TD
Williams	4	49	16	0	S.Bailey	3	56	25	1
Clark	4	45	31	1	A.Cox	3	56	21	0
Loville	3	30	12	0	Anderson	3	47	17	0
Daniels	3	25	18	0	Johnson	3	12	6	0
Heller	2	9	7	0	Delpino	2	21	15	0
<b>TOTAL</b>	<b>19</b>	<b>181</b>	<b>31</b>	<b>1</b>	<b>TOTAL</b>	<b>16</b>	<b>209</b>	<b>25</b>	<b>1</b>

#### TEAM STATISTICS

	Los Angeles	Seattle
Total First Downs	17	20
Third Down Eff.	7/14 50.0%	8/13 61.5%
Total Net Yards	289	306
Total Off. Plays (Incl. Sacks)	56	63
Net Yards Rushing	108	105
Total Rushing Plays	26	32
Net Yards Passing	181	201
Times Sacked/Yards Lost	0/0	1/8
Atts-Comps-Ints	30-19-0	30-16-3
Punts-Number And Avg.	3-33.0	2-35.5
Penalties-Number And Yards	6-42	10-75
Fumbles-Number And Lost	3-0	2-0
Touchdowns	2	1
Field Goals Made-Atts	3-3	0-1
Time Of Possession	26:04	33:56

## PRESEASON GAME #4

San Francisco 28, Seattle 16

Friday, August 23, Kingdome

The 49ers rolled to 446 yards of offense, including three 80-plus yard touchdown drives in a 28-16 preseason closing win over the Seahawks in the Kingdome. Steve Young completed 10-of-11 passes for 165 yards, including 5 for 114 yards to Jerry Rice. Dexter Carter added a 58-yard touchdown run and Harry Sydney caught a 3-yard scoring pass from Young to pace the 49ers to a 21-9 halftime lead. The 49ers' Spencer Tillman rushed for 140 yards in the second half, including a 91-yard touchdown run. Seattle's Dave Krieg completed 8-of-10 passes for 90 yards in just over a quarter and Marcus Cotton had 13 tackles, including a sack.

San Francisco	7	14	0	7	—	28
Seattle	3	6	0	7	—	16

SF	—	D.Carter 58 run (Cofer kick)
SEA	—	Johnson 21 FG
SF	—	Rathman 3 run (Cofer kick)
SF	—	Sydney 3 pass from Young (Cofer kick)
SEA	—	Clark 14 pass from Kemp (Johnson kick wide left)
SEA	—	Warren 1 run (Kasay kick)
SF	—	Tillman 91 run (Cofer kick)
Att.	—	54,111

### INDIVIDUAL STATISTICS

#### RUSHING

San Francisco	Att	Yds	LG	TD	Seattle	Att	Yds	LG	TD
Tillman	9	140	91	1	Warren	6	20	8	1
D.Carter	4	66	58	1	Fenner	5	14	5	0
Henderson	3	18	11	0	Krieg	1	13	13	0
Flagler	10	16	6	0	Williams	3	4	3	0
<b>TOTAL</b>	<b>32</b>	<b>255</b>	<b>91</b>	<b>1</b>	<b>TOTAL</b>	<b>17</b>	<b>52</b>	<b>13</b>	<b>1</b>

#### PASSING

San Francisco	A	C	Yds	TD	I	Seattle	A	C	Yds	TD	I
Young	11	10	165	1	0	Krieg	10	8	90	0	0
Bono	12	9	45	0	0	Kemp	10	6	76	1	0
						McGwire	16	5	49	0	1
<b>TOTAL</b>	<b>23</b>	<b>19</b>	<b>210</b>	<b>1</b>	<b>0</b>	<b>TOTAL</b>	<b>36</b>	<b>19</b>	<b>215</b>	<b>1</b>	<b>1</b>

#### PASS RECEIVING

San Francisco	No	Yds	LG	TD	Seattle	No	Yds	LG	TD
Rice	5	114	46	0	Daniels	4	81	31	0
Sherrard	4	31	11	0	Blades	4	62	23	0
Taylor	2	24	14	0	Williams	4	35	16	0
Tillman	2	6	3	0	Skansi	2	17	9	0
6 with	1				5 with	1			
<b>TOTAL</b>	<b>19</b>	<b>210</b>	<b>46</b>	<b>1</b>	<b>TOTAL</b>	<b>19</b>	<b>215</b>	<b>31</b>	<b>1</b>

### TEAM STATISTICS

	San Francisco	Seattle
Total First Downs	18	12
Third Down Eff.	3/9 33.3%	5/14 35.7%
Total Net Yards	446	243
Total Off. Plays (Incl. Sacks)	57	55
Net Yards Rushing	255	52
Total Rushing Plays	32	17
Net Yards Passing	191	191
Times Sacked/Yards Lost	2/19	2/24
Atts-Comps-Ints	23-19-0	36-19-1
Punts-Number And Avg.	4-36.8	7-44.6
Penalties-Number And Yards	7-45	12-97
Fumbles-Number And Lost	4-2	0-0
Touchdowns	4	2
Field Goals Made-Atts	0-1	1-1
Time Of Possession	33:17	26:43

# REGULAR SEASON

## GAME #1

New Orleans 27, Seattle 24

Sunday, September 1, Superdome

Bobby Hebert's 10-yard pass to Floyd Turner with 1:11 left gave the New Orleans Saints a 27-24 season-opening win over the Seahawks. Hebert's pass completed a 14-play, 68-yard drive that started with 7:12 left. New Orleans jumped to a 17-0 second quarter lead before Seattle battled to a 24-20 lead on a pair of Dave Krieg touchdown passes to Brian Blades, a 40-yard Brian Davis interception return for a touchdown and rookie John Kasay's 37-yard field goal. Seattle had a chance to tie with 14 seconds left, but missed a 37-yard field goal attempt. Krieg broke his thumb in the fourth quarter and would miss six weeks.

Seattle 0 7 17 0 — 24

New Orleans 7 13 0 7 — 27

NO — Fenerty 50 pass from Hebert (Andersen kick)

NO — Andersen 47 FG

NO — Swilling 39 interception return (Andersen kick)

SEA — Blades 10 pass from Krieg (Kasay kick)

NO — Andersen 31 FG

SEA — Blades 25 pass from Krieg (Kasay kick)

SEA — Kasay 37 FG

SEA — Davis 40 interception return (Kasay kick)

NO — Turner 10 pass from Hebert (Andersen kick)

Att. — 68,492

## INDIVIDUAL STATISTICS

### RUSHING

Seattle	Att	Yds	LG	TD	New Orleans	Att	Yds	LG	TD
Williams	6	22	6	0	Hilliard	9	18	5	0
Krieg	2	13	10	0	Fenerty	5	14	11	0
Fenner	7	11	4	0	Hebert	4	7	9	0
<b>TOTAL</b>	<b>15</b>	<b>46</b>	<b>10</b>	<b>0</b>	<b>TOTAL</b>	<b>20</b>	<b>43</b>	<b>11</b>	<b>0</b>

### PASSING

Seattle	A	C	Yds	TD	I	New Orleans	A	C	Yds	TD	I
Krieg	35	26	274	2	2	Hebert	29	18	226	2	2
Kemp	6	4	53	0	0						
<b>TOTAL</b>	<b>41</b>	<b>30</b>	<b>327</b>	<b>2</b>	<b>2</b>	<b>TOTAL</b>	<b>29</b>	<b>18</b>	<b>226</b>	<b>2</b>	<b>2</b>

### PASS RECEIVING

Seattle	No	Yds	LG	TD	New Orleans	No	Yds	LG	TD
Blades	12	160	31	2	Martin	4	49	17	0
Williams	8	80	35	0	Turner	4	37	13	1
Kane	4	40	15	0	Fenerty	3	66	50	1
2 with	2				Hilliard	2	17	13	0
<b>TOTAL</b>	<b>30</b>	<b>327</b>	<b>35</b>	<b>2</b>	<b>TOTAL</b>	<b>18</b>	<b>226</b>	<b>50</b>	<b>2</b>

## TEAM STATISTICS

	Seattle	New Orleans
Total First Downs	19	13
Third Down Eff.	4/10 40.0%	2/11 18.2%
Total Net Yards	348	242
Total Off. Plays (Incl. Sacks)	58	53
Net Yards Rushing	46	43
Total Rushing Plays	15	20
Net Yards Passing	302	199
Times Sacked/Yards Lost	2/25	4/27

	Seattle	New Orleans
Atts-Comps-Ints	41-30-2	29-18-2
Punts-Number And Avg.	3-35.0	3-45.3
Penalties-Number And Yards	9-66	10-85
Fumbles-Number And Lost	4-2	1-1
Touchdowns	3	3
Field Goals Made-Atts	1-2	2-2
Time Of Possession	30:00	30:00

## GAME #2

Seattle 20, New York 13

Sunday, September 8, Kingdome

Jeff Kemp, making his first start since September 25, 1988, fired two touchdown passes 2:27 apart in the third quarter as the Seahawks defeated the New York Jets in the Kingdome, 20-13. Seattle scored 17 points in the quarter, breaking open a 3-3 halftime tie.

New York	0	3	0	10	—	13
Seattle	0	3	17	0	—	20
NYJ — Leahy	29 FG					
SEA — Kasay	23 FG					
SEA — Kasay	34 FG					
SEA — McNeal	12 pass from Kemp (Kasay kick)					
SEA — Kane	15 pass from Kemp (Kasay kick)					
NYJ — Leahy	30 FG					
NYJ — Moore	6 pass from Taylor (Leahy kick)					
Att. —	56,770					

## INDIVIDUAL STATISTICS

### RUSHING

New York	Att	Yds	LG	TD	Seattle	Att	Yds	LG	TD
Hector	8	55	16	0	Kemp	6	30	18	0
McNeil	10	47	20	0	Fenner	14	34	15	0
Thomas	3	25	12	0	Williams	10	33	11	0
<b>TOTAL</b>	<b>29</b>	<b>158</b>	<b>20</b>	<b>0</b>	<b>TOTAL</b>	<b>30</b>	<b>97</b>	<b>18</b>	<b>0</b>

### PASSING

New York	A	C	Yds	TD	I	Seattle	A	C	Yds	TD	I
O'Brien	29	13	128	0	2	Kemp	29	18	193	2	2
Taylor	5	2	57	1	1						
<b>TOTAL</b>	<b>34</b>	<b>15</b>	<b>185</b>	<b>1</b>	<b>3</b>	<b>TOTAL</b>	<b>29</b>	<b>18</b>	<b>193</b>	<b>2</b>	<b>2</b>

### PASS RECEIVING

New York	No	Yds	LG	TD	Seattle	No	Yds	LG	TD
Moore	6	98	51	1	Blades	4	53	19	0
Toon	4	51	19	0	Kane	3	45	18	1
Dressell	3	16	7	0	Williams	3	34	16	0
					Fenner	3	25	15	0
<b>TOTAL</b>	<b>15</b>	<b>185</b>	<b>51</b>	<b>1</b>	<b>TOTAL</b>	<b>18</b>	<b>193</b>	<b>19</b>	<b>2</b>

## TEAM STATISTICS

	New York	Seattle
Total First Downs	18	18
Third Down Eff.	5/15 33.3%	2/10 20.0%
Total Net Yards	316	290
Total Off. Plays (Incl. Sacks)	66	59
Net Yards Rushing	158	97
Total Rushing Plays	29	30
Net Yards Passing	158	193
Times Sacked/Yards Lost	3/27	0/0
Atts-Comps-Ints	34-15-3	29-18-2
Punts-Number And Avg.	3-37.3	3-32.0
Penalties-Number And Yards	9-60	5-40
Fumbles-Number And Lost	4-1	0-0
Touchdowns	1	2
Field Goals Made-Atts	2-2	2-3
Time Of Possession	29:58	30:02

## GAME #3

Denver 16, Seattle 10

Sunday, September 15, Mile High Stadium

A late Seattle rally was stopped on downs at the Denver 14 with less than a minute left as the Seahawks dropped a 16-10 decision to the Broncos at Mile High Stadium. David Treadwell kicked three field goals and John Elway passed 61 yards to Ricky Nattiel for Denver's only touchdown for a 16-point Broncos lead midway through the fourth quarter. Seattle closed to 16-10 on John Kasay's field goal and Derrick Fenner's one-yard touchdown run. After a Broncos punt, Seattle moved from their own 37 to a first-and-10 at the Denver 14 with 1:10 left, but threw four straight incompletions. Jeff Kemp attempted a career high 50 passes, completing 21 for 322 yards, no touchdowns, and two interceptions. Both Tommy Kane (6-122) and Brian Blades (5-107) surpassed 100 yards receiving. The Seahawks defense held Denver to 111 second half yards, including five in the fourth quarter. Seattle linebacker Terry Wooden equalled a team record with two fumble recoveries. The Seahawks lost left guard Edwin Bailey for the season with a knee injury on their final drive.

Seattle	0	0	0	10	—	10
Denver	0	10	3	3	—	16
DEN —	Treadwell 17 FG					
DEN —	Nattiel 61 pass from Elway (Treadwell kick)					
DEN —	Treadwell 25 FG					
DEN —	Treadwell 35 FG					
SEA —	Kasay 28 FG					
SEA —	Fenner 1 run (Kasay kick)					
Att. —	74,152					

### INDIVIDUAL STATISTICS

#### RUSHING

Seattle	Att	Yds	LG	TD	Denver	Att	Yds	LG	TD
Williams	7	26	7	0	Green	25	92	17	0
Fenner	6	15	4	1	Elway	4	7	9	0
Kemp	3	9	9	0	Perryman	1	0	0	0
<b>TOTAL</b>	<b>16</b>	<b>50</b>	<b>9</b>	<b>1</b>	<b>TOTAL</b>	<b>30</b>	<b>99</b>	<b>17</b>	<b>0</b>

#### PASSING

Seattle	A	C	Yds	TD	I	Denver	A	C	Yds	TD	I
Kemp	50	21	322	0	2	Elway	32	19	252	1	0
<b>TOTAL</b>	<b>50</b>	<b>21</b>	<b>322</b>	<b>0</b>	<b>2</b>	<b>TOTAL</b>	<b>32</b>	<b>19</b>	<b>252</b>	<b>1</b>	<b>0</b>

#### PASS RECEIVING

Seattle	No	Yds	LG	TD	Denver	No	Yds	LG	TD
Kane	6	122	38	0	Young	7	63	16	0
Blades	5	107	47	0	Sewell	4	45	20	0
Clark	3	30	14	0	2 With	2			
<b>TOTAL</b>	<b>21</b>	<b>322</b>	<b>47</b>	<b>0</b>	<b>TOTAL</b>	<b>19</b>	<b>252</b>	<b>61</b>	<b>1</b>

### TEAM STATISTICS

	Seattle	Denver
Total First Downs	15	16
Third Down Eff.	4/14 28.6%	2/13 15.4%
Total Net Yards	362	345
Total Off. Plays (Incl. Sacks)	68	63
Net Yards Rushing	50	99
Total Rushing Plays	16	30
Net Yards Passing	312	246
Times Sacked/Yards Lost	2/10	1/6
Atts-Comps-Ints	50-21-2	32-19-0
Punts-Number And Avg.	7-43.4	8-35.8
Penalties-Number And Yards	6-44	7-55
Fumbles-Number And Lost	5-2	3-2
Touchdowns	1	1
Field Goals Made-Atts	1-1	3-3
Time Of Possession	26:39	33:21



## GAME #4

Kansas City 20, Seattle 13

Sunday, September 22, Arrowhead Stadium

Steve DeBerg threw two touchdown passes and the Kansas City Chiefs defense recorded four takeaways in a 20-13 win at Arrowhead Stadium. DeBerg completed 21-of-32 passes for 214 yards and connected with Tim Barnett (18 yards) and Harvey Williams (14) for scores. Nick Lowery's two field goals gave the Chiefs a 20-3 fourth quarter lead before Seattle rallied cutting the deficit to seven with 1:39 left. Chris Warren recovered an onside kick, but the Seahawks were intercepted two plays later.

Seattle 0 0 3 10 — 13

Kansas City 0 10 0 10 — 20

KC — Lowery 37 FG

KC — Barnett 18 pass from DeBerg (Lowery kick)

SEA — Kasay 45 FG

KC — Lowery 39 FG

KC — Williams 15 pass from DeBerg (Lowery kick)

SEA — Kasay 38 FG

SEA — Fenner 1 run (Kasay kick)

Att — 71,789

### INDIVIDUAL STATISTICS

#### RUSHING

Seattle	Att	Yds	LG	TD	Kansas City	Att	Yds	LG	TD
Fenner	15	76	12	1	Okoye	16	79	11	0
Williams	15	66	16	0	Word	6	21	9	0
Kemp	2	14	12	0	DeBerg	3	-2	7	0
<b>TOTAL</b>	<b>34</b>	<b>170</b>	<b>16</b>	<b>1</b>	<b>TOTAL</b>	<b>25</b>	<b>98</b>	<b>11</b>	<b>0</b>

#### PASSING

Seattle	A	C	Yds	TD	I	Kansas City	A	C	Yds	TD	I
Kemp	30	18	232	0	2	DeBerg	32	21	214	2	0
<b>TOTAL</b>	<b>30</b>	<b>18</b>	<b>232</b>	<b>0</b>	<b>2</b>	<b>TOTAL</b>	<b>32</b>	<b>21</b>	<b>214</b>	<b>2</b>	<b>0</b>

#### PASS RECEIVING

Seattle	No	Yds	LG	TD	Kansas City	No	Yds	LG	TD
Blades	8	97	18	0	Barnett	5	39	18	1
Skansi	4	45	15	0	Thomas	4	57	26	0
Williams	3	28	19	0	Saxon	4	54	22	0
<b>TOTAL</b>	<b>18</b>	<b>232</b>	<b>44</b>	<b>0</b>	<b>TOTAL</b>	<b>21</b>	<b>214</b>	<b>26</b>	<b>0</b>

### TEAM STATISTICS

	Seattle	Kansas City
Total First Downs	24	16
Third Down Eff.	5/13 38.5%	5/12 41.7%
Total Net Yards	378	312
Total Off. Plays (Incl. Sacks)	67	57
Net Yards Rushing	170	98
Total Rushing Plays	34	25
Net Yards Passing	208	214
Times Sacked/Yards Lost	3/24	0/0
Atts-Comps-Ints	30-18-2	32-21-0
Punts-Number And Avg.	2-28.0	4-46.0
Penalties-Number And Yards	5-45	6-62
Fumbles-Number And Lost	2-2	0-0
Touchdowns	1	2
Field Goals Made-Atts	2-3	2-3
Time Of Possession	33:24	26:36

## ELITE COMPANY

Seahawks head coach Tom Flores is one of only eight NFL coaches to win multiple Super Bowls. The others are Chuck Noll (4), Joe Gibbs and Bill Walsh (3 each), Tom Landry, Bill Parcells, Don Shula and Vince Lombardi (2 each).

## GAME #5

Seattle 31, Indianapolis 3

Sunday, September 29, Kingdome

All three units clicked in a 31-3 win over the Indianapolis Colts in the Kingdome. The offense rushed for 168 yards and controlled the ball for 37:37, the defense limited the Colts to 137 yards, 95 passing and 42 rushing, and recorded five sacks, and the special teams scored one touchdown and set up another. Rookie quarterback Dan McGwire played in his first NFL game, marking his initial start, quarterbacking the first half. McGwire led an eight-play, 48-yard touchdown drive on Seattle's first possession. John L. Williams rushed for a game-high 80 yards, scored one touchdown, and caught a game-high five passes to lead the offense. Rufus Porter (5 tackles, 2 sacks) and Cortez Kennedy (4 tackles, 2 sacks) led the defense. Chris Warren returned a punt 59 yards for a touchdown, the first return score of his career, and the first by a Seahawks player since 1986.

Indianapolis	0	3	0	0	—	3
Seattle	7	10	7	7	—	31
SEA —	Williams 6 run (Kasay kick)					
SEA —	Kasay 41 FG					
SEA —	Warren 59 punt return (Kasay kick)					
IND —	Biasucci 54 FG					
SEA —	Kane 7 pass from Kemp (Kasay kick)					
SEA —	Fenner 10 run (Kasay kick)					
Att. —	56,656					

### INDIVIDUAL STATISTICS

#### RUSHING

Indianapolis	Att	Yds	LG	TD	Seattle	Att	Yds	LG	TD
Dickerson	13	42	9	0	Williams	17	80	23	1
					Fenner	18	69	10	1
					Loville	5	13	5	0
					Jones	3	6	4	0
<b>TOTAL</b>	<b>13</b>	<b>42</b>	<b>9</b>	<b>0</b>	<b>TOTAL</b>	<b>44</b>	<b>168</b>	<b>23</b>	<b>2</b>

#### PASSING

Indianapolis	A	C	Yds	TD	I	Seattle	A	C	Yds	TD	I
George	31	17	144	0	2	McGwire	7	3	27	0	1
Trudeau	3	1	80	0	0	Kemp	10	7	56	1	0
<b>TOTAL</b>	<b>34</b>	<b>18</b>	<b>152</b>	<b>0</b>	<b>2</b>	<b>TOTAL</b>	<b>17</b>	<b>10</b>	<b>83</b>	<b>1</b>	<b>1</b>

#### PASS RECEIVING

Indianapolis	No	Yds	LG	TD	Seattle	No	Yds	LG	TD
Verdin	4	44	18	0	Williams	5	41	13	0
Johnson	4	29	10	0	Kane	4	35	16	1
Dickerson	4	17	8	0	Chadwick	1	7	7	0
<b>TOTAL</b>	<b>18</b>	<b>152</b>	<b>22</b>	<b>0</b>	<b>TOTAL</b>	<b>10</b>	<b>83</b>	<b>16</b>	<b>1</b>

### TEAM STATISTICS

	Indianapolis	Seattle
Total First Downs	9	16
Third Down Eff.	2/12 16.7%	9/16 56.3%
Total Net Yards	137	251
Total Off. Plays (Incl. Sacks)	52	61
Net Yards Rushing	42	168
Total Rushing Plays	13	44
Net Yards Passing	95	83
Times Sacked/Yards Lost	5/57	0/0
Atts-Comps-Ints	34-18-2	17-10-1
Punts-Number And Avg.	8-44.9	5-39.8
Penalties-Number And Yards	6-50	6-23
Fumbles-Number And Lost	1-1	2-2
Touchdowns	0	4
Field Goals Made-Atts	1-1	1-1
Time Of Possession	22:23	37:37

## GAME #6

Seattle 13, Cincinnati 7

Sunday, October 6, Riverfront Stadium

Dwayne Harper and Nesby Glasgow combined on a fourth-down stop of Cincinnati's James Brooks at the Seattle 22 with 29 seconds left to preserve a 13-7 win at Riverfront Stadium. Seattle forced a season-high five takeaways, including an interception and a fumble recovery by Eugene Robinson. Brian Blades caught seven passes for 99 yards for the Seahawks. Linebacker Rod Stephens forced a fumble at the Seahawks three and recovered a fumble while on special teams.

Seattle	7	0	6	0	—	13
Cincinnati	0	7	0	0	—	7
SEA	—	Williams 35 run (Kasay kick)				
CIN	—	Ball 1 run (Breech kick)				
SEA	—	Kasay 36 FG				
SEA	—	Kasay 31 FG				
Att.	—	60,010				

### INDIVIDUAL STATISTICS

#### RUSHING

Seattle	Att	Yds	LG	TD	Cincinnati	Att	Yds	LG	TD
Williams	10	62	35	1	Green	15	76	14	0
Kemp	6	25	15	0	Brooks	11	41	12	1
Fenner	11	16	5	0	2 with	2			
<b>TOTAL</b>	<b>27</b>	<b>87</b>	<b>35</b>	<b>1</b>	<b>TOTAL</b>	<b>33</b>	<b>124</b>	<b>14</b>	<b>1</b>

#### PASSING

Seattle	A	C	Yds	TD	I	Cincinnati	A	C	Yds	TD	I
Kemp	31	16	204	0	3	Esiason	38	18	256	0	2
<b>TOTAL</b>	<b>31</b>	<b>16</b>	<b>204</b>	<b>0</b>	<b>3</b>	<b>TOTAL</b>	<b>38</b>	<b>18</b>	<b>256</b>	<b>0</b>	<b>2</b>

#### PASS RECEIVING

Seattle	No	Yds	LG	TD	Cincinnati	No	Yds	LG	TD
Blades	7	99	26	0	Brown	7	117	43	0
Kane	3	40	19	0	McGee	4	55	30	0
Williams	3	21	10	0	Brooks	2	43	40	0
3 with	1				Holman	2	14	9	0
<b>TOTAL</b>	<b>16</b>	<b>204</b>	<b>29</b>	<b>0</b>	<b>TOTAL</b>	<b>18</b>	<b>256</b>	<b>43</b>	<b>0</b>

### TEAM STATISTICS

	Seattle	Cincinnati
Total First Downs	15	20
Third Down Eff.	3/12 25.0%	8/18 44.4%
Total Net Yards	289	364
Total Off. Plays (Incl. Sacks)	59	73
Net Yards Rushing	87	124
Total Rushing Plays	27	33
Net Yards Passing	202	240
Times Sacked/Yards Lost	1/2	2/16
Atts-Comps-Ints	31-16-3	38-18-2
Punts-Number And Avg.	7-31.3	7-32.0
Penalties-Number And Yards	2-15	5-40
Fumbles-Number And Lost	1-0	4-3
Touchdowns	1	1
Field Goals Made-Atts	2-3	0-0
Time Of Possession	28:09	31:51

## JERSEY RETIREMENT

The Seahawks were the first team in professional sports to retire a uniform number in honor of the support shown by their fans, the Twelfth Man. On December 15, 1984, the Jersey #12 was retired and presented to Mr. and Mrs. Randy Ford of Tukwila, who originated the idea.

**GAME #7****Los Angeles 23, Seattle 20 (Overtime)****Sunday, October 13, Kingdome**

Jeff Jaeger's 37-yard field goal 6:37 into overtime gave the Los Angeles Raiders a 23-20 win in the Kingdome. Jaeger's kick came one play after Ronnie Lott's interception at the Seattle 19 and completed a Los Angeles comeback from a 17-0 halftime deficit. Jaeger had sent the game into overtime with one second left with a 49-yard field goal. Jay Schroeder equalled a Raiders record with 52 pass attempts, completing 28, for 274 yards and two touchdowns. The Seahawks took the ball away from Los Angeles five times in the first half, including Patrick Hunter's 32-yard interception return for a touchdown, the first of his career. The Raiders held a 420-264 yardage and 37:15-to-29:22 time of possession advantage.

Los Angeles	0	0	7	13	3	—	23
Seattle	3	14	0	3	0	—	20
SEA	—	Kasay 36 FG					
SEA	—	Clark 11 pass from Kemp (Kasay kick)					
SEA	—	Hunter 32 interception return (Kasay kick)					
LA	—	Horton 8 pass from Schroeder (Jaeger kick)					
LA	—	Jaeger 47 FG					
LA	—	Brown 12 pass from Schroeder (Jaeger kick)					
SEA	—	Kasay 45 FG					
LA	—	Jaeger 49 FG					
LA	—	Jaeger 37 FG					
Att.	—	61,974					

**INDIVIDUAL STATISTICS****RUSHING**

Los Angeles	Att	Yds	LG	TD	Seattle	Att	Yds	LG	TD
Bell	16	75	12	0	Williams	16	55	14	0
S.Smith	5	45	19	0	Fenner	11	36	13	0
Craig	4	14	4	0	Kemp	4	28	14	0
<b>TOTAL</b>	<b>27</b>	<b>146</b>	<b>19</b>	<b>0</b>	<b>TOTAL</b>	<b>31</b>	<b>119</b>	<b>14</b>	<b>0</b>

**PASSING**

Los Angeles	A	C	Yds	TD	I	Seattle	A	C	Yds	TD	I
Schroeder	52	28	274	2	2	Kemp	25	10	147	1	3
<b>TOTAL</b>	<b>52</b>	<b>28</b>	<b>274</b>	<b>2</b>	<b>2</b>	<b>TOTAL</b>	<b>25</b>	<b>10</b>	<b>147</b>	<b>1</b>	<b>3</b>

**PASS RECEIVING**

Los Angeles	No	Yds	LG	TD	Seattle	No	Yds	LG	TD
Fernandez	9	96	24	0	Blades	4	99	52	0
Horton	9	79	11	1	Kane	2	18	14	0
Brown	6	72	22	1	Williams	2	13	7	0
Bell	2	15	17	0	2 with	1			
<b>TOTAL</b>	<b>28</b>	<b>274</b>	<b>24</b>	<b>2</b>	<b>TOTAL</b>	<b>10</b>	<b>147</b>	<b>52</b>	<b>1</b>

**TEAM STATISTICS**

	Los Angeles	Seattle
Total First Downs	25	12
Third Down Eff.	7/16 43.8%	4/13 30.8%
Total Net Yards	420	264
Total Off. Plays (Incl. Sacks)	79	58
Net Yards Rushing	146	119
Total Rushing Plays	27	31
Net Yards Passing	274	145
Times Sacked/Yards Lost	0/0	2/2
Atts-Comps-Ints	52-28-2	25-10-3
Punts-Number And Avg.	3-47.0	5-45.8
Penalties-Number And Yards	9-85	8-64
Fumbles-Number And Lost	4-3	0-0
Touchdowns	2	2
Field Goals Made-Atts	3-4	2-2
Time Of Possession	37:15	29:22

## GAME #8

Seattle 27, Pittsburgh 7

Sunday, October 20, Three Rivers Stadium

Dave Krieg returned from missing six games on injured reserve with a broken thumb to complete 25-of-31 passes for 266 yards and two touchdowns in a 27-7 win over the Pittsburgh Steelers in Three Rivers Stadium. Krieg, who was also celebrating his 33rd birthday, connected with Jeff Chadwick (14 yards) and Mike Tice (1 yard), while John L. Williams tallied on a one-yard run and John Kasay kicked a pair of field goals. The Seattle defense held the Steelers to 240 total yards, recorded four sacks, and three takeaways. Jeff Bryant had two of the sacks and Eugene Robinson picked off a pass for the fourth straight game, to tie a team record. Patrick Hunter's punt block, the first by a Seahawks player since 1987, set up Seattle's first score. Tommy Kane caught six passes for 102 yards, including a 60-yarder.

Seattle	3	14	3	7	—	27
Pittsburgh	0	0	7	0	—	7

SEA — Kasay 36 FG

SEA — Williams 1 run (Kasay kick)

SEA — Chadwick 14 pass from Krieg (Kasay kick)

PGH — Stone 57 pass from O'Donnell (Anderson kick)

SEA — Kasay 21 FG

SEA — Tice 1 pass from Krieg (Kasay kick)

Att. — 54,678

### INDIVIDUAL STATISTICS

#### RUSHING

Seattle	Att	Yds	LG	TD	Pittsburgh	Att	Yds	LG	TD
Williams	17	43	6	1	Foster	7	36	14	0
Warren	11	13	7	0	Hoge	6	22	14	0
Krieg	2	9	11	0	Thompson	1	14	14	0
					O'Donnell	1	6	6	0
<b>TOTAL</b>	<b>30</b>	<b>65</b>	<b>11</b>	<b>1</b>	<b>TOTAL</b>	<b>15</b>	<b>78</b>	<b>14</b>	<b>0</b>

#### PASSING

Seattle	A	C	Yds	TD	I	Pittsburgh	A	C	Yds	TD	I
Krieg	31	25	266	2	0	O'Donnell	22	14	184	1	1
<b>TOTAL</b>	<b>31</b>	<b>25</b>	<b>266</b>	<b>2</b>	<b>0</b>	<b>TOTAL</b>	<b>22</b>	<b>14</b>	<b>184</b>	<b>1</b>	<b>1</b>

#### PASS RECEIVING

Seattle	No	Yds	LG	TD	Pittsburgh	No	Yds	LG	TD
Williams	7	50	13	0	Calloway	3	32	13	0
Kane	6	102	60	0	Lipps	3	28	13	0
Chadwick	5	76	25	1	Stone	2	67	57	1
Blades	3	29	11	0	Hoge	2	18	13	0
Tice	2	7	6	1	Thompson	2	8	8	0
<b>TOTAL</b>	<b>25</b>	<b>266</b>	<b>60</b>	<b>2</b>	<b>TOTAL</b>	<b>14</b>	<b>184</b>	<b>57</b>	<b>1</b>

### TEAM STATISTICS

	Seattle	Pittsburgh
Total First Downs	18	12
Third Down Eff.	8/16 50.0%	1/8 12.5%
Total Net Yards	324	240
Total Off. Plays (Incl. Sacks)	64	41
Net Yards Rushing	65	78
Total Rushing Plays	30	15
Net Yards Passing	259	162
Times Sacked/Yards Lost	3/7	4/22
Atts-Comps-Ints	31-25-0	22-14-1
Punts-Number And Avg.	6-45.8	7-32.7
Penalties-Number And Yards	6-48	14-90
Fumbles-Number And Lost	0-0	6-2
Touchdowns	3	1
Field Goals Made-Atts	2-2	0-0
Time Of Possession	39:55	20:05

## GAME #9

Seattle 20, San Diego 9

Sunday, October 27, Kingdome

Rookie kicker John Kasay booted a pair of 50-plus yard field goals and the defense kept the San Diego Chargers out of the end zone in a 20-9 Seahawks win in the Kingdome. Kasay tied an NFL and Seahawks record with two 50-plus yard field goals (51 and 54) as he celebrated his 22nd birthday. His 54-yarder tied the team record. John L. Williams accounted for 107 of Seattle's 202 total yards with 66 rushing and 41 receiving. The defense was led by end Tony Woods who collected 10 tackles, including a sack, and Rufus Porter, who had seven tackles with a sack. Terry Wooden posted a career-best 11 tackles, while Dwayne Harper and Eugene Robinson each had nine. Chris Warren's 55-yard kickoff return set up a five-yard Dave Krieg-to-Mike Tice touchdown giving Seattle a 17-9 third quarter lead.

San Diego	0	6	3	0	—	9
Seattle	7	3	0	10	—	20
SEA	—	Fenner 1 run (Kasay kick)				
SD	—	Carney 29 FG				
SEA	—	Kasay 51 FG				
SD	—	Carney 24 FG				
SD	—	Carney 36 FG				
SEA	—	Tice 5 pass from Krieg (Kasay kick)				
SEA	—	Kasay 54 FG				
Att.	—	58,025				

### INDIVIDUAL STATISTICS

#### RUSHING

San Diego	Att	Yds	LG	TD	Seattle	Att	Yds	LG	TD
Butts	23	76	14	0	Williams	18	66	9	0
Harmon	7	46	15	0	Fenner	5	6	2	1
Samuels	1	6	6	0	Loville	2	3	2	0
<b>TOTAL</b>	<b>31</b>	<b>128</b>	<b>15</b>	<b>0</b>	<b>TOTAL</b>	<b>25</b>	<b>75</b>	<b>9</b>	<b>1</b>

#### PASSING

San Diego	A	C	Yds	TD	I	Seattle	A	C	Yds	TD	I
Friesz	41	27	212	0	0	Krieg	21	13	142	1	2
<b>TOTAL</b>	<b>41</b>	<b>27</b>	<b>212</b>	<b>0</b>	<b>0</b>	<b>TOTAL</b>	<b>21</b>	<b>13</b>	<b>142</b>	<b>1</b>	<b>2</b>

#### PASS RECEIVING

San Diego	No	Yds	LG	TD	Seattle	No	Yds	LG	TD
Miller	8	89	17	0	Kane	5	53	20	0
Taylor	6	35	9	0	Williams	3	41	20	0
Harmon	4	41	26	0	Blades	2	30	16	0
Lewis	4	30	11	0	3 with	1			
Walker	2	7	5	0					
<b>TOTAL</b>	<b>27</b>	<b>212</b>	<b>26</b>	<b>0</b>	<b>TOTAL</b>	<b>13</b>	<b>142</b>	<b>20</b>	<b>1</b>

### TEAM STATISTICS

	San Diego	Seattle
Total First Downs	19	15
Third Down Eff.	7/18 38.9%	2/8 25.0%
Total Net Yards	320	202
Total Off. Plays (Incl. Sacks)	75	48
Net Yards Rushing	128	75
Total Rushing Plays	31	25
Net Yards Passing	192	127
Times Sacked/Yards Lost	3/20	2/15
Atts-Comps-Ints	41-27-0	21-13-2
Punts-Number And Avg.	4-35.8	4-40.5
Penalties-Number And Yards	7-51	4-52
Fumbles-Number And Lost	1-0	1-0
Touchdowns	0	2
Field Goals Made-Atts	3-4	2-2
Time Of Possession	33:29	26:31

## GAME #10

San Diego 17, Seattle 14

Sunday, November 10

San Diego Jack Murphy Stadium

John Carney's career-best 54-yard field goal with 18 seconds left gave the San Diego Chargers a 17-14 win over the Seahawks at San Diego Jack Murphy Stadium. Carney's kick, which was also a Chargers' team record, spoiled a Seahawks comeback from a 14-0 fourth quarter deficit. Dave Krieg, who completed 28-of-38 passes for 376 yards, threw a pair of fourth quarter touchdown passes to offset Marion Butt's two first half scoring runs. The Seahawks turned the ball over three times, including losing fumbles at the San Diego one and 33-yard lines in the first half.

Seattle	0	0	0	14	—	14
San Diego	7	7	0	3	—	17
SD	—	Butts 17 run (Carney kick)				
SD	—	Butts 1 run (Carney kick)				
SEA	—	Williams 13 pass from Krieg (Kasay kick)				
SEA	—	Chadwick 20 pass from Krieg (Kasay kick)				
SD	—	Carney 54 FG				
Att.	—	43,597				

### INDIVIDUAL STATISTICS

#### RUSHING

Seattle	Att	Yds	LG	TD	San Diego	Att	Yds	LG	TD
Jones	4	22	11	0	Butts	20	86	17	2
Williams	9	15	6	0	Harmon	7	12	7	0
					Samuels	1	4	4	0
<b>TOTAL</b>	<b>13</b>	<b>37</b>	<b>11</b>	<b>0</b>	<b>TOTAL</b>	<b>28</b>	<b>102</b>	<b>17</b>	<b>2</b>

#### PASSING

Seattle	A	C	Yds	TD	I	San Diego	A	C	Yds	TD	I
Krieg	39	29	379	2	1	Friesz	25	17	229	0	0
<b>TOTAL</b>	<b>39</b>	<b>29</b>	<b>379</b>	<b>2</b>	<b>1</b>	<b>TOTAL</b>	<b>25</b>	<b>17</b>	<b>229</b>	<b>0</b>	<b>0</b>

#### PASS RECEIVING

Seattle	No	Yds	LG	TD	San Diego	No	Yds	LG	TD
Blades	8	131	39	0	Miller	5	124	58	0
Williams	8	65	18	1	Harmon	5	21	9	0
Kane	4	75	49	0	McEwen	2	41	29	0
Chadwick	3	41	20	1	Taylor	2	8	6	0
<b>TOTAL</b>	<b>29</b>	<b>379</b>	<b>49</b>	<b>2</b>	<b>TOTAL</b>	<b>17</b>	<b>229</b>	<b>58</b>	<b>0</b>

### TEAM STATISTICS

	Seattle	San Diego
Total First Downs	18	16
Third Down Eff.	3/10 30.0%	1/12 8.3%
Total Net Yards	387	315
Total Off. Plays (Incl. Sacks)	56	56
Net Yards Rushing	37	102
Total Rushing Plays	13	28
Net Yards Passing	350	213
Times Sacked/Yards Lost	4/29	3/16
Atts-Comps-Ints	39-29-1	25-17-0
Punts-Number And Avg.	7-39.3	8-33.9
Penalties-Number And Yards	7-46	3-25
Fumbles-Number And Lost	2-2	1-0
Touchdowns	2	2
Field Goals Made-Atts	0-0	1-1
Time Of Possession	27:07	32:53

## WORLD LEAGUE

Six Seahawks played in the World League in 1992: Mike Sinclair and Paul Green with Sacramento, and Theo Adams, Dedrick Dodge, Judd Garrett and Stan Gelbaugh with London.

## GAME #11

Los Angeles 31, Seattle 7

Sunday, November 17

Los Angeles Memorial Coliseum

The Los Angeles Raiders scored 24 points on their first four possessions enroute to a 31-7 win over the Seahawks in Los Angeles. Jay Schroeder completed 16-of-19 passes for 237 yards and threw touchdown passes of four, one, and 51 yards in the second quarter. Schroeder's 51-yard completion to Sam Graddy set up first score, a one-yard pass to Anthony Glover. Tight end Ethan Horton caught seven passes for 123 yards, including a 51-yard touchdown reception. In two 1991 games, Horton had 16 receptions for 202 yards and two touchdowns. The Raiders limited Seattle to 23 yards rushing on a Seahawks team record low seven attempts, and recorded seven sacks, two-and-a-half each by Scott Davis and Anthony Smith.

Seattle	0	7	0	0	—	7
Los Angeles	3	21	0	7	—	31
LA	—	Jaeger 51 FG				
LA	—	Gault 4 pass from Schroeder (Jaeger kick)				
LA	—	Glover 1 pass from Schroeder (Jaeger kick)				
SEA	—	Tice 6 pass from Krieg (Kasay kick)				
LA	—	Horton 51 pass from Schroeder (Jaeger kick)				
LA	—	McCallum 1 run (Jaeger kick)				
Att.	—	49,317				

### INDIVIDUAL STATISTICS

#### RUSHING

Seattle	Att	Yds	LG	TD	Los Angeles	Att	Yds	LG	TD
Williams	4	19	8	0	Allen	9	54	11	0
Jones	3	4	4	0	Craig	12	29	6	0
					Schroeder	2	17	15	0
					S.Smith	4	12	5	0
					McCallum	4	7	3	1
<b>TOTAL</b>	<b>7</b>	<b>23</b>	<b>8</b>	<b>0</b>	<b>TOTAL</b>	<b>34</b>	<b>116</b>	<b>15</b>	<b>1</b>

#### PASSING

Seattle	A	C	Yds	TD	I	Los Angeles	A	C	Yds	TD	I
Krieg	25	18	163	1	0	Schroeder	19	16	237	3	0
Stouffer	13	6	57	0	0	Evans	1	0	0	0	0
<b>TOTAL</b>	<b>38</b>	<b>24</b>	<b>220</b>	<b>1</b>	<b>0</b>	<b>TOTAL</b>	<b>20</b>	<b>16</b>	<b>237</b>	<b>3</b>	<b>0</b>

#### PASS RECEIVING

Seattle	No	Yds	LG	TD	Los Angeles	No	Yds	LG	TD
Williams	5	27	6	0	Horton	7	123	51	1
Clark	4	44	19	0	Gault	2	18	14	1
McNeal	3	36	15	0	7 with	1			
Blades	3	25	14	0					
2 with	2								
<b>TOTAL</b>	<b>24</b>	<b>220</b>	<b>19</b>	<b>1</b>	<b>TOTAL</b>	<b>16</b>	<b>237</b>	<b>51</b>	<b>3</b>

### TEAM STATISTICS

	Seattle	Los Angeles
Total First Downs	13	20
Third Down Eff.	3/10 30.0%	7/11 63.6%
Total Net Yards	185	342
Total Off. Plays (Incl. Sacks)	52	55
Net Yards Rushing	23	116
Total Rushing Plays	7	34
Net Yards Passing	162	226
Times Sacked/Yards Lost	7/58	1/11
Atts-Comps-Ints	38-24-0	20-16-0
Punts-Number And Avg.	5-41.6	3-45.0
Fumbles-Number And Lost	1-1	1-1
Touchdowns	1	4
Field Goals Made-Atts	0-0	1-1
Time Of Possession	25:57	34:03



## GAME #12

Seattle 13, Denver 10

Sunday, November 24, Kingdome

The Seattle defense allowed three points, forced four turnovers, recorded five sacks, and held the Denver Broncos to 210 total yards in a 13-10 Kingdome win. Linebacker Rufus Porter led the way with three sacks and two forced fumbles. Safety Robert Blackmon had five tackles, an interception, and a key end zone pass defense with 2:02 left. The Seahawks held the Broncos twice on downs inside the last 4:49, once at the Seattle 34 and again at the Seattle 42 with 1:51 left. Denver's only touchdown came on a 22-yard fumble return by defensive end Warren Powers. John L. Williams accounted for 130 of Seattle's 199 total yards.

Denver	0	0	10	0	—	10
Seattle	3	10	0	0	—	13
SEA —	Kasay 36 FG					
SEA —	Chadwick 4 pass from Krieg (Kasay kick)					
SEA —	Kasay 42 FG					
DEN —	Powers 22 fumble return (Treadwell kick)					
DEN —	Treadwell 23 FG					
Att. —	60,430					

### INDIVIDUAL STATISTICS

#### RUSHING

Denver	Att	Yds	LG	TD	Seattle	Att	Yds	LG	TD
Green	19	49	9	0	Williams	17	109	42	0
Elway	6	29	15	0	Loville	5	34	22	0
<b>TOTAL</b>	<b>32</b>	<b>98</b>	<b>15</b>	<b>0</b>	<b>TOTAL</b>	<b>30</b>	<b>146</b>	<b>42</b>	<b>0</b>

#### PASSING

Denver	A	C	Yds	TD	I	Seattle	A	C	Yds	TD	I
Elway	23	13	132	0	2	Krieg	19	9	70	1	2
<b>TOTAL</b>	<b>23</b>	<b>13</b>	<b>132</b>	<b>0</b>	<b>2</b>	<b>TOTAL</b>	<b>19</b>	<b>9</b>	<b>70</b>	<b>1</b>	<b>2</b>

#### PASS RECEIVING

Denver	No	Yds	LG	TD	Seattle	No	Yds	LG	TD
Russell	3	34	16	0	Williams	3	21	17	0
Jackson	2	27	16	0	Kane	2	24	14	0
Green	2	3	3	0	Chadwick	2	12	8	1
6 with	1				2 with	1			
<b>TOTAL</b>	<b>13</b>	<b>132</b>	<b>24</b>	<b>0</b>	<b>TOTAL</b>	<b>9</b>	<b>70</b>	<b>17</b>	<b>1</b>

### TEAM STATISTICS

	Denver	Seattle
Total First Downs	12	11
Third Down Eff.	5/14 35.7%	4/12 33.3%
Total Net Yards	210	199
Total Off. Plays (Incl. Sacks)	60	53
Net Yards Rushing	98	146
Total Rushing Plays	32	30
Net Yards Passing	112	53
Times Sacked/Yards Lost	5/20	4/17
Atts-Comps-Ints	23-13-2	19-9-2
Punts-Number And Avg.	3-36.7	4-40.5
Penalties-Number And Yards	7-50	4-27
Fumbles-Number And Lost	3-2	3-2
Touchdowns	1	1
Field Goals Made-Atts	1-2	2-2
Time Of Possession	30:39	29:21

## 300-YARD PASSERS

Seattle was the only AFC team not to allow a 100-yard rusher or a 300-yard passer in 1991. The Seahawks have not allowed a 300-yard passing game in 41 games dating back to 1989.

## GAME #13

Kansas City 19, Seattle 6

Sunday, December 1, Kingdome

Nick Lowery kicked four field goals in four attempts and the Kansas City Chiefs defense held the Seahawks without a touchdown in a 19-6 win in the Kingdome. Lowery connected from 20, 28, 36, and 39 yards, giving him 18 straight on the season. Barry Word replaced an injured Christian Okoye (knee) and Harvey Williams (hamstring) and rushed for 96 yards on 26 carries, including 79 in the second half. Dave Krieg completed 16-of-25 passes for 263 yards and Cortez Kennedy posted a single-game career-high 12 tackles for the Seahawks.

Kansas City	3	6	3	7	—	19
Seattle	3	0	0	3	—	6

SEA — Kasay 19 FG

KC — Lowery 20 FG

KC — Lowery 28 FG

KC — Lowery 36 FG

KC — Lowery 39 FG

KC — Holohan 8 pass from DeBerg (Lowery kick)

SEA — Kasay 26 FG

Att. — 57,248

### INDIVIDUAL STATISTICS

#### RUSHING

Kansas City	Att	Yds	LG	TD	Kansas City	Att	Yds	LG	TD
Word	26	96	12	0	Williams	7	20	11	0
Williams	9	29	6	0	Jones	3	11	5	0
Okoye	3	26	18	0	Blades	1	6	6	0
<b>TOTAL</b>	<b>43</b>	<b>157</b>	<b>18</b>	<b>0</b>	<b>TOTAL</b>	<b>15</b>	<b>47</b>	<b>11</b>	<b>0</b>

#### PASSING

Kansas City	A	C	Yds	TD	I	Seattle	A	C	Yds	TD	I
DeBerg	26	17	154	1	0	Krieg	25	16	263	0	1
<b>TOTAL</b>	<b>26</b>	<b>17</b>	<b>154</b>	<b>1</b>	<b>0</b>	<b>TOTAL</b>	<b>25</b>	<b>16</b>	<b>263</b>	<b>0</b>	<b>1</b>

#### PASS RECEIVING

Kansas City	No	Yds	LG	TD	Seattle	No	Yds	LG	TD
Harry	6	51	17	0	McNeal	4	66	36	0
Barnett	4	49	22	0	Chadwick	4	53	20	0
Holohan	2	14	8	1	Kane	2	45	32	0
Birden	2	12	7	0	2 with	2			
<b>TOTAL</b>	<b>17</b>	<b>154</b>	<b>22</b>	<b>1</b>	<b>TOTAL</b>	<b>16</b>	<b>263</b>	<b>36</b>	<b>0</b>

### TEAM STATISTICS

	Kansas City	Seattle
Total First Downs	21	13
Third Down Eff.	10/17 58.8%	6/11 54.5%
Total Net Yards	311	273
Total Off. Plays (Incl. Sacks)	69	45
Net Yards Rushing	157	47
Total Rushing Plays	43	15
Net Yards Passing	154	226
Times Sacked/Yards Lost	0/0	5/37
Atts-Comps-Ints	26-17-0	25-16-1
Punts-Number And Avg.	1-51.0	3-45.7
Penalties-Number And Yards	2-7	3-20
Fumbles-Number And Lost	0-0	1-1
Touchdowns	1	0
Field Goals Made-Atts	4-4	2-2
Time Of Possession	35:54	24:06

## BROWN'S BACK

Seahawks defensive coach Dave Brown still ranks as the franchise's all-time leader in interceptions with 50.

## GAME #14

San Francisco 24, Seattle 22

Sunday, December 8, Kingdome

Steve Bono's 15-yard touchdown pass to John Taylor with 1:08 left gave the San Francisco 49ers a 24-22 win over the Seahawks in the Kingdome. The 49ers drove 56 yards in four plays, with Bono hitting Taylor with passes of 41 and 15 yards. The Seahawks had overcome a 17-9 third quarter deficit with 13 straight points, the first 10 set up by turnovers. Taylor caught seven passes for 113 yards for San Francisco, while John L. Williams accounted for 110 yards from scrimmage for Seattle, 66 rushing and 44 receiving. The Seahawks defense accounted for five takeaways, including two fumble recoveries by the special teams.

San Francisco	0	10	7	7	—	24
Seattle	6	3	7	6	—	22

SEA — Jones 1 run (No attempt, hold dropped)

SF — Sydney 3 pass from Bono (Cofer kick)

SEA — Kasay 37 FG

SF — Cofer 50 FG

SF — Rice 9 pass from Bono (Cofer kick)

SEA — Williams 5 run (Kasay kick)

SEA — Kasay 25 FG

SEA — Kasay 38 FG

SF — Taylor 15 pass from Bono (Cofer kick)

Att. — 56,711

### INDIVIDUAL STATISTICS

#### RUSHING

San Francisco	Att	Yds	LG	TD	Seattle	Att	Yds	LG	TD
Sydney	2	31	32	0	Williams	16	66	11	1
Henderson	6	16	5	0	Krieg	3	39	24	0
D.Carter	3	14	11	0	Jones	12	35	15	1
Bono	4	6	5	0	Loville	5	10	4	0
Rathman	1	1	1	0					
<b>TOTAL</b>	<b>16</b>	<b>68</b>	<b>32</b>	<b>0</b>	<b>TOTAL</b>	<b>36</b>	<b>150</b>	<b>24</b>	<b>2</b>

#### PASSING

San Francisco	A	C	Yds	TD	I	Seattle	A	C	Yds	TD	I
Bono	44	25	280	3	2	Krieg	28	16	128	0	0
<b>TOTAL</b>	<b>44</b>	<b>25</b>	<b>280</b>	<b>3</b>	<b>2</b>	<b>TOTAL</b>	<b>28</b>	<b>16</b>	<b>128</b>	<b>0</b>	<b>0</b>

#### PASS RECEIVING

San Francisco	No	Yds	LG	TD	Seattle	No	Yds	LG	TD
Taylor	7	113	41	1	Williams	6	44	22	0
Rice	6	67	16	1	Blades	3	29	13	0
Henderson	4	30	16	0	Chadwick	3	19	9	0
3 with	2				Clark	2	11	6	0
<b>TOTAL</b>	<b>25</b>	<b>280</b>	<b>41</b>	<b>3</b>	<b>TOTAL</b>	<b>16</b>	<b>128</b>	<b>22</b>	<b>0</b>

### TEAM STATISTICS

	San Francisco	Seattle
Total First Downs	19	17
Third Down Eff.	7/14 50.0%	2/12 16.7%
Total Net Yards	329	278
Total Off. Plays (Incl. Sacks)	62	65
Net Yards Rushing	68	150
Total Rushing Plays	16	36
Net Yards Passing	261	128
Times Sacked/Yards Lost	2/19	1/0
Atts-Comps-Ints	44-25-2	28-16-0
Punts-Number And Avg.	4-39.5	6-41.0
Penalties-Number And Yards	4-30	4-45
Fumbles-Number And Lost	3-3	2-2
Touchdowns	3	2
Field Goals Made-Atts	1-1	3-4
Time Of Possession	28:08	31:52

## GAME #15

Atlanta 26, Seattle 13

Sunday, December 15, Atlanta-Fulton County Stadium

Chris Miller threw a pair of touchdown passes and Deion Sanders had two interceptions, and returned another 48 yards for a touchdown after receiving a lateral, as the Atlanta Falcons defeated the Seahawks 26-13, in the last NFL game ever played in Atlanta-Fulton County Stadium. Miller staked the Falcons to a 12-0 halftime lead with his first scoring pass. Sanders then returned Tim McKyer's interception for a score upping the margin to 19-0 in the third quarter. Seahawks quarterback Kelly Stouffer made his first start since November 26, 1989, but lasted only seven plays before injuring his knee on Brian Jordan's end zone sack. Seahawks rookie kicker John Kasay established a new team record for field goals with 24.

Seattle	0	0	3	10	—	13
Atlanta	2	10	7	7	—	26

ATL — Jordan sacks Stouffer for a safety

ATL — N.Johnson 42 FG

ATL — Thomas 4 pass from Miller (N.Johnson kick)

ATL — Sanders 55 interception return (N.Johnson kick)

SEA — Kasay 43 FG

SEA — Kasay 43 FG

ATL — Haynes 30 pass from Miller (N.Johnson kick)

SEA — Clark 24 pass from Krieg (Kasay kick)

Att. — 55, 834

### INDIVIDUAL STATISTICS

#### RUSHING

Seattle	Att	Yds	LG	TD	Atlanta	Att	Yds	LG	TD
Jones	6	19	7	0	Rozier	11	49	19	0
Williams	5	16	5	0	Broussard	9	41	11	0
Krieg	1	-2	-2	0	Miller	4	24	9	0
<b>TOTAL</b>	<b>12</b>	<b>33</b>	<b>7</b>	<b>0</b>	<b>TOTAL</b>	<b>33</b>	<b>131</b>	<b>19</b>	<b>0</b>

#### PASSING

Seattle	A	C	Yds	TD	I	Atlanta	A	C	Yds	TD	I
Stouffer	2	0	0	0	1	Miller	27	14	160	2	0
Krieg	35	22	231	1	2						
<b>TOTAL</b>	<b>37</b>	<b>22</b>	<b>231</b>	<b>1</b>	<b>3</b>	<b>TOTAL</b>	<b>27</b>	<b>14</b>	<b>160</b>	<b>2</b>	<b>0</b>

#### PASS RECEIVING

Seattle	No	Yds	LG	TD	Atlanta	No	Yds	LG	TD
Clark	4	61	24	1	Haynes	4	60	30	1
McNeal	4	31	11	0	Thomas	4	39	21	1
Blades	3	35	26	0	Rison	3	35	28	0
Kane	3	23	13	0	Pritchard	2	17	14	0
<b>TOTAL</b>	<b>22</b>	<b>231</b>	<b>26</b>	<b>1</b>	<b>TOTAL</b>	<b>14</b>	<b>160</b>	<b>30</b>	<b>2</b>

### TEAM STATISTICS

	Seattle	Atlanta
Total First Downs	14	14
Third Down Eff.	2/10 20.0%	7/16 43.8%
Total Net Yards	235	271
Total Off. Plays (Incl. Sacks)	54	62
Net Yards Rushing	33	131
Total Rushing Plays	12	33
Net Yards Passing	202	140
Times Sacked/Yards Lost	5/29	2/20
Atts-Comps-Ints	37-22-3	27-14-0
Punts-Number And Avg.	4-44.8	8-44.3
Penalties-Number And Yards	6-50	7-59
Fumbles-Number And Lost	1-0	1-1
Touchdowns	1	3
Field Goals Made-Atts	2-3	1-1
Safeties	0	1
Time Of Possession	25:32	34:28

**GAME #16****Seattle 23, Los Angeles Rams 9****Sunday, December 22, Kingdome**

James Jones rushed for a pair of touchdowns and the Seattle defense held the Rams to three field goals in a 23-9 season-ending win in the Kingdome. Jones scored on one and six-yard runs 3:19 apart in the third quarter increasing a 10-9 Seahawks lead. Seattle held the Rams to 227 total yards, including 131 passing, and had three takeaways and one sack. It was Seattle's first-ever regular season win over the Rams and the Rams club record 10th straight defeat. The victory closed the Seahawks 16th season with a 7-9 record and fourth place finish in the AFC Western Division. Los Angeles kicker Tony Zendejas hit three-of-three field goals to finish 1991 a perfect 17-of-17, the first NFL kicker to make all of his attempts, while attempting at least 15 field goals. Zendejas has a two-year streak of 23 straight, one off the NFL record.

Los Angeles	3	6	0	0	—	9
Seattle	0	7	16	0	—	23
LA —	Zendejas 44 FG					
LA —	Zendejas 46 FG					
SEA —	Tice 4 pass from Krieg (Kasay kick)					
LA —	Zendejas 50 FG					
SEA —	Kasay 35 FG					
SEA —	Jones 1 run (Kasay kick)					
SEA —	Jones 6 run (Kasay kick wide right)					
Att. —	51,100					

**INDIVIDUAL STATISTICS****RUSHING**

Los Angeles	Att	Yds	LG	TD	Seattle	Att	Yds	LG	TD
Gary	16	72	12	0	Jones	10	50	22	2
Dupree	5	13	7	0	Williams	14	43	11	0
Delpino	3	9	5	0	Loville	3	6	4	0
McGee	1	2	2	0	Krieg	2	-2	-1	0
<b>TOTAL</b>	<b>26</b>	<b>96</b>	<b>12</b>	<b>0</b>	<b>TOTAL</b>	<b>29</b>	<b>97</b>	<b>22</b>	<b>2</b>

**PASSING**

Los Angeles	A	C	Yds	TD	I	Seattle	A	C	Yds	TD	I
Everett	27	12	118	0	2	Krieg	27	13	164	1	2
Pagel	11	4	23	0	0						
<b>TOTAL</b>	<b>38</b>	<b>16</b>	<b>141</b>	<b>0</b>	<b>2</b>	<b>TOTAL</b>	<b>27</b>	<b>13</b>	<b>164</b>	<b>1</b>	<b>2</b>

**PASS RECEIVING**

Los Angeles	No	Yds	LG	TD	Seattle	No	Yds	LG	TD
McGee	4	29	10	0	Blades	6	85	44	0
Dupree	4	17	7	0	Kane	2	51	32	0
Ellard	3	43	24	0	Chadwick	2	11	7	0
Gary	2	15	11	0	3 with	1			
<b>TOTAL</b>	<b>16</b>	<b>141</b>	<b>24</b>	<b>0</b>	<b>TOTAL</b>	<b>13</b>	<b>164</b>	<b>44</b>	<b>1</b>

**TEAM STATISTICS**

	Los Angeles	Seattle
Total First Downs	13	13
Third Down Eff.	2/15 13.3%	6/14 42.9%
Total Net Yards	227	253
Total Off. Plays (Incl. Sacks)	65	57
Net Yards Rushing	96	97
Total Rushing Plays	26	29
Net Yards Passing	131	156
Times Sacked/Yards Lost	1/10	1/8
Atts-Comps-Ints	38-16-2	27-13-2
Punts-Number And Avg.	5-39.2	5-46.6
Penalties-Number And Yards	6-36	5-48
Fumbles-Number And Lost	1-1	1-1
Touchdowns	0	3
Field Goals Made-Atts	3-3	1-1
Time Of Possession	31:02	28:58

# FINAL 1991 NFL STANDINGS

## AMERICAN FOOTBALL CONFERENCE

Eastern	W	L	T	Pct	Pts	Opp
*Buffalo	13	3	0	.813	458	318
#N.Y. Jets	8	8	0	.500	314	293
Miami	8	8	0	.500	343	349
New England	6	10	0	.375	211	305
Indianapolis	1	15	0	.063	143	381

Central	W	L	T	Pct	Pts	Opp
*Houston	11	5	0	.688	386	251
Pittsburgh	7	9	0	.438	292	344
Cleveland	6	10	0	.375	293	298
Cincinnati	3	13	0	.188	263	435

Western	W	L	T	Pct	Pts	Opp
*Denver	12	4	0	.750	304	235
#Kansas City	10	6	0	.625	322	252
#L.A. Raiders	9	7	0	.563	298	297
Seattle	7	9	0	.438	276	261
San Diego	4	12	0	.250	274	342

## NATIONAL FOOTBALL CONFERENCE

Eastern	W	L	T	Pct	Pts	Opp
*Washington	14	2	0	.875	485	224
#Dallas	11	5	0	.688	342	310
Philadelphia	10	6	0	.625	285	244
N.Y. Giants	8	8	0	.500	281	297
Phoenix	4	12	0	.250	196	344

Central	W	L	T	Pct	Pts	Opp
*Detroit	12	4	0	.750	339	295
#Chicago	11	5	0	.688	299	269
Minnesota	8	8	0	.500	301	306
Green Bay	4	12	0	.250	273	313
Tampa Bay	3	13	0	.188	199	365

Western	W	L	T	Pct	Pts	Opp
*New Orleans	11	5	0	.688	341	211
#Atlanta	10	6	0	.625	361	338
San Francisco	10	6	0	.625	393	239
L.A. Rams	3	13	0	.188	234	390

\*Clinched Divisional Title

#Clinched Playoff Position

### AFC Wild Card Games

KANSAS CITY 10, L.A. Raiders 6  
HOUSTON 17, N.Y. Jets 10

### NFC Wild Card Games

Atlanta 27, NEW ORLEANS 20  
Dallas 17, CHICAGO 13

### AFC Divisional Playoffs

DENVER 26, Houston 24  
BUFFALO 37, Kansas City 14

### NFC Divisional Playoffs

WASHINGTON 24, Atlanta 7  
DETROIT 38, Dallas 6

### AFC Championship Game

BUFFALO 10, Denver 7

### NFC Championship Game

WASHINGTON 41, Detroit 10

## SUPER BOWL XXVI

(Minneapolis, Minnesota)

Washington 37, BUFFALO 24

# HOW THE 1991 SEAHAWKS WERE BUILT

## TRADES (4)

James Jones, FB .....	Detroit 1989
Ronnie Lee, T .....	Atlanta 1990
*Vann McElroy, S .....	L.A. Raiders 1990
*Kelly Stouffer, QB .....	Phoenix 1988

## 1980 DRAFT (1)

Jacob Green, DE .....	1st round
-----------------------	-----------

## 1981 DRAFT (1)

*Edwin Bailey, G .....	5th round
------------------------	-----------

## 1982 DRAFT (1)

Jeff Bryant, DE .....	1st round
-----------------------	-----------

## 1986 DRAFT (2)

John L. Williams, FB .....	1st round
Patrick Hunter, CB .....	3rd round

## 1987 DRAFT (3)

Tony Woods, DE .....	1st round
David Wyman, LB .....	2nd round
Louis Clark, WR .....	10th round

## 1988 DRAFT (3)

Brian Blades, WR .....	2nd round
Tommy Kane, WR .....	3rd round
Dwayne Harper, CB .....	11th round (b)

## 1989 DRAFT (4)

Andy Heck, T .....	1st round
Joe Tofflemire, C .....	2nd round
Travis McNeal, TE .....	4th round (a)
Derrick Fenner, RB .....	10th round

## 1990 DRAFT (5)

Cortez Kennedy, DT .....	1st round
Terry Wooden, LB .....	2nd round (a)
Robert Blackmon, S .....	2nd round (b)
Chris Warren, RB .....	4th round
*Eric Hayes, DT .....	5th round

## 1991 DRAFT (6)

Dan McGwire, QB .....	1st round
Doug Thomas, WR .....	2nd round
David Daniels, WR .....	3rd round
John Kasay, K .....	4th round
Harlan Davis, CB .....	5th round
*Michael Sinclair, DE .....	6th round

## FREE AGENTS (26)

Darrick Brilz, G .....	1989	Dave Krieg, QB .....	1980
Joe Cain, LB .....	1989	Derek Loville, RB .....	1990
Jeff Chadwick, WR .....	1989	Bryan Millard, G .....	1984
+Darren Comeaux, LB .....	1988	Joe Nash, DT .....	1984
*#Marcus Cotton, LB .....	1991	*Richard Newbill, LB .....	1990
+Brian Davis, CB .....	1990	Rufus Porter, LB .....	1988
Dedrick Dodge, S .....	1991	Eugene Robinson, S .....	1985
*#Rick Donnelly, P .....	1990	Curt Singer, G .....	1989
*Grant Feasel, C .....	1987	Jim Skow, DE .....	1991
Nesby Glasgow, S .....	1988	Rod Stephens, LB .....	1990
Bill Hitchcock, T .....	1991	Mike Tice, TE .....	1990
James Jefferson, CB .....	1989	Rick Tuten, P .....	1991
Trey Junkin, TE .....	1990	+Warren Wheat, G .....	1989

# Plan B Free Agent

\* Finished the Season on Injured Reserve

+ Acquired on Waivers

## 1991 RUSHING LEADERS

### Attempts-Yards-LG-TD

Date	Opponent	Williams	Fenner
09/01	at New Orleans	6-22-6-0	7-11-4-0
09/08	N.Y. Jets	10-33-11-0	14-34-15-0
09/15	at Denver	7-26-7-0	6-15-4-1
09/22	at Kansas City	15-66-16-0	15-76-12-1
09/29	Indianapolis	17-80-23-1	18-69-10-1
10/06	at Cincinnati	10-62-35-1	11-16-5-0
10/13	L.A. Raiders	16-55-14-0	11-36-13-0
10/20	at Pittsburgh	17-43-6-1	Inactive
10/27	San Diego	18-66-9-0	5-6-2-1
11/10	at San Diego	9-15-6-0	DNP
11/17	at L.A. Raiders	4-19-8-0	0-0-0-0
11/24	Denver	17-109-42-0	3-1-1-0
12/01	Kansas City	7-20-11-0	1-3-3-0
12/08	San Francisco	16-66-11-1	Inactive
12/15	at Atlanta	5-16-5-0	DNP
12/22	L.A. Rams	14-43-11-0	Inactive
SEASON TOTALS		188-741-42-4	91-267-15-4

## 1991 PASSING LEADERS

### Att-Comp-Yds-TD-Int

Date	Opponent	Krieg	Kemp
09/01	at New Orleans	35-26-274-2-2	6-4-53-0-0
09/08	N.Y. Jets	IR	29-18-193-2-2
09/15	at Denver	IR	50-21-322-0-2
09/22	at Kansas City	IR	30-18-232-0-2
09/29	Indianapolis	IR	10-7-56-1-0
10/06	at Cincinnati	IR	31-16-204-0-3
10/13	L.A. Raiders	IR	25-10-147-1-3
10/20	at Pittsburgh	31-25-266-2-0	Waived
10/27	San Diego	21-13-142-1-2	
11/10	at San Diego	39-29-379-2-1	
11/17	at L.A. Raiders	25-18-163-1-0	
11/24	Denver	19-9-70-1-2	
12/01	Kansas City	25-16-263-0-1	
12/08	San Francisco	28-16-128-0-0	
12/15	at Atlanta	35-22-231-1-2	
12/22	L.A. Rams	27-13-164-1-2	
SEASON TOTALS		285-187-2080-11-12	181-94-1207-4-12

## 1991 RECEIVING LEADERS

### No-Yds-LG-TD

Date	Opponent	Blades	Williams	Kane
09/01	at New Orleans	12-160-31-2	8-80-35-0	4-40-15-0
09/08	N.Y. Jets	4-53-19-0	3-34-16-0	3-45-18-1
09/15	at Denver	5-107-47-0	2-15-10-0	6-122-38-0
09/22	at Kansas City	8-97-18-0	3-28-19-0	2-58-44-0
09/29	Indianapolis	0-0-0-0-0	5-41-13-0	4-35-16-1
10/06	at Cincinnati	7-99-26-0	3-21-10-0	3-40-19-0
10/13	L.A. Raiders	4-99-52-0	2-13-07-0	2-18-14-0
10/20	at Pittsburgh	3-29-11-0	7-50-13-0	6-102-60-0
10/27	San Diego	2-30-16-0	3-41-20-0	5-53-20-0
11/10	at San Diego	8-131-39-0	8-65-18-1	4-75-49-0
11/17	at L.A. Raiders	3-25-14-0	5-27-6-0	2-32-16-0
11/24	Denver	0-0-0-0	3-21-17-0	2-24-14-0
12/01	Kansas City	2-24-13-0	0-0-0-0	2-45-32-0
12/08	San Francisco	3-29-13-0	6-44-22-0	0-0-0-0
12/15	at Atlanta	3-35-26-0	2-17-11-0	3-23-13-0
12/22	L.A. Rams	6-85-44-0	1-2-2-0	2-51-32-0
SEASON TOTALS		70-1003-52-2	61-499-35-1	50-763-60-2



<b>Jones</b>	<b>Kemp</b>	<b>Loville</b>	<b>Krieg</b>
0-0-0-0	0-0-0-0	0-0-0-0	2-13-10-0
0-0-0-0	6-30-18-0	0-0-0-0	IR
0-0-0-0	3-9-9-0	0-0-0-0	IR
1-3-3-0	2-14-12-0	0-0-0-0	IR
3-6-4-0	1-0-0-0	5-13-5-0	IR
0-0-0-0	6-25-15-0	0-0-0-0	IR
0-0-0-0	4-28-14-0	0-0-0-0	IR
0-0-0-0	Waived	0-0-0-0	2-9-11-0
0-0-0-0		2-3-2-0	0-0-0-0
4-22-11-0		0-0-0-0	0-0-0-0
3-4-4-0		0-0-0-0	0-0-0-0
3-4-3-0		5-34-22-0	2-(-2)-(-1)-0
3-11-5-0		2-3-3-0	1-4-4-0
12-35-15-1		5-10-4-0	3-39-24-0
6-19-7-0		0-0-0-0	1-(-2)-(-1)-0
10-50-22-2		3-6-4-0	2-(-2)-(-1)-0
<b>45-154-22-3</b>	<b>22-106-18-0</b>	<b>22-69-22-0</b>	<b>13-59-24-0</b>

**Stouffer**

IR  
 IR  
 IR  
 IR  
 Inactive  
 Inactive  
 DNP  
 DNP  
 DNP  
 DNP  
 DNP  
 13-6-57-0-0  
 DNP  
 DNP  
 DNP  
 2-0-0-0-1  
 IR  
**15-6-57-0-1**

**McGwire**

Inactive  
 DNP  
 DNP  
 DNP  
 7-3-27-0-1  
 DNP  
 Inactive  
 Inactive  
 Inactive  
 Inactive  
 Inactive  
 Inactive  
 Inactive  
 Inactive  
 Inactive  
 Inactive  
 Inactive  
 Inactive  
 DNP  
**7-3-27-0-1**

**Chadwick**

IR  
 IR  
 IR  
 IR  
 1-7-7-0  
 1-29-29-0  
 0-0-0-0  
 5-76-25-1  
 1-7-7-0  
 3-41-20-1  
 0-0-0-0  
 2-12-8-1  
 4-53-20-0  
 3-19-9-0  
 0-0-0-0  
 2-11-7-0  
**22-255-29-3**

**L.Clark**

2-16-12-0  
 1-11-11-0  
 3-30-14-0  
 0-0-0-0  
 0-0-0-0  
 1-11-11-1  
 1-5-5-0  
 0-0-0-0  
 1-9-9-0  
 4-44-19-0  
 0-0-0-0  
 2-30-24-0  
 2-11-6-0  
 4-61-24-1  
 0-0-0-0  
**21-228-24-2**

**McNeal**

1-9-9-0  
 2-12-12-1  
 1-4-4-1  
 0-0-0-0  
 0-0-0-0  
 0-0-0-0  
 0-0-0-0  
 0-0-0-0  
 0-0-0-0  
 1-34-34-0  
 3-36-15-0  
 0-0-0-0  
 4-66-36-0  
 1-16-16-0  
 4-31-11-0  
 0-0-0-0  
**17-208-36-1**

**Fenner**

2-12-8-0  
 3-25-15-0  
 2-16-12-0  
 1-4-4-0  
 0-0-0-0  
 1-7-7-0  
 0-0-0-0  
 0-0-0-0  
 Inactive  
 1-6-6-0  
 DNP  
 1-2-2-0  
 0-0-0-0  
 0-0-0-0  
 0-0-0-0  
 Inactive  
 DNP  
 Inactive  
**11-72-15-0**

**Jones**

0-0-0-0  
 0-0-0-0  
 0-0-0-0  
 0-0-0-0  
 0-0-0-0  
 0-0-0-0  
 0-0-0-0  
 0-0-0-0  
 0-0-0-0  
 0-0-0-0  
 2-10-7-0  
 2-10-7-0  
 1-4-4-0  
 1-29-29-0  
 1-9-9-0  
 2-30-17-0  
 1-11-11-0  
**10-103-29-0**

# 1991 DEFENSIVE LEADERS

## Tackles-Sacks-Ints-FF-FR

Date	Opponent	Wooden	Robinson	Porter
09/01	at New Orleans	4-0.0-0-0-0	8-0.0-0-0-0	3-1.0-0-1-0
09/08	N.Y. Jets	7-0.0-0-0-0	8-0.0-0-0-0	4-1.0-0-0-0
09/15	at Denver	6-0.0-0-0-2	6-1.0-0-0-0	9-0.0-0-0-0
09/22	at Kansas City	8-0.0-0-0-0	7-0.0-0-0-0	3-0.0-0-0-0
09/29	Indianapolis	5-1.0-0-0-0	4-0.0-1-0-0	5-2.0-0-0-0
10/06	at Cincinnati	2-0.0-0-0-0	4-0.0-1-0-1	5-0.0-1-0-0
10/13	L.A. Raiders	8-0.0-0-1-0	7-0.0-1-0-0	7-0.0-0-0-0
10/20	at Pittsburgh	2-0.0-0-0-0	4-0.0-1-0-0	5-1.0-0-1-0
10/27	San Diego	11-0.0-0-0-0	9-0.0-0-1-0	7-1.0-0-0-0
11/10	at San Diego	7-1.0-0-0-0	3-0.0-0-0-0	1-0.0-0-0-0
11/17	at L.A. Raiders	6-0.0-0-0-0	5-0.0-0-0-0	5-0.0-0-0-0
11/24	Denver	5-0.0-0-0-0	3-0.0-0-0-0	11-3.0-0-2-0
12/01	Kanasa City	9-0.0-0-0-0	8-0.0-0-0-0	6-0.0-0-0-0
12/08	San Francisco	8-0.0-0-0-0	5-0.0-1-0-0	3-0.0-0-0-0
12/15	at Atlanta	4-0.0-0-0-1	5-0.0-0-0-0	Inactive
12/22	L.A. Rams	8-0.0-0-0-1	5-0.0-0-0-0	6-1.0-0-0-0
<b>SEASON TOTALS</b>		<b>100-2.0-0-1-4</b>	<b>91-1.0-5-1-1</b>	<b>80-10.0-1-4-0</b>

Date	Opponent	Bryant	Glasgow	Hunter
09/01	at New Orleans	1-0.0-0-0-0	1-0.0-0-0-0	2-0.0-0-0-0
09/08	N.Y. Jets	1-0.0-0-0-0	2-0.0-0-0-0	2-0.0-0-0-0
09/15	at Denver	0-0.0-0-0-0	4-0.0-0-0-0	1-0.0-0-0-0
09/22	at Kansas City	4-0.0-0-0-0	2-0.0-0-0-0	1-0.0-0-0-0
09/29	Indianapolis	2-0.0-0-0-0	4-0.0-0-1-0	3-0.0-0-0-0
10/06	at Cincinnati	2-1.0-0-1-0	2-1.0-0-0-1	4-0.0-0-0-0
10/13	L.A. Raiders	2-0.0-0-0-0	7-0.0-0-1-0	3-0.0-1-0-0
10/20	at Pittsburgh	7-2.0-0-0-0	1-0.0-0-0-0	6-0.0-0-1-0
10/27	San Diego	8-0.0-0-0-0	6-0.0-0-0-0	2-0.0-0-0-0
11/10	at San Diego	4-0.0-0-0-0	2-0.5-0-0-0	6-0.0-0-1-0
11/17	at L.A. Raiders	2-0.0-0-0-0	4-0.0-0-0-0	7-0.0-0-0-0
11/24	Denver	2-0.0-0-0-0	2-0.0-0-0-0	4-0.0-0-0-0
12/01	Kanasa City	8-0.0-0-0-0	1-0.0-0-0-0	5-0.0-0-0-0
12/08	San Francisco	1-0.0-0-0-0	2-0.0-0-0-0	4-0.0-0-0-0
12/15	at Atlanta	3-0.0-0-0-0	5-1.0-0-0-0	1-0.0-0-0-0
12/22	L.A. Rams	1-0.0-0-0-0	2-0.0-1-0-0	Inactive
<b>SEASON TOTALS</b>		<b>48-3.0-0-1-0</b>	<b>47-2.5-1-2-1</b>	<b>47-0.0-1-2-0</b>



Kennedy	Comeaux	Harper	Blackmon	Green
4-1.0-0-0-0	1-0.0-0-0-0	5-0.0-1-0-0	4-0.0-0-0-0	5-2.0-0-0-0
8-2.0-0-0-0	0-0.0-0-0-0	5-0.0-2-0-0	5-0.0-1-0-0	6-0.0-0-0-0
4-0.0-0-0-0	0-0.0-0-0-0	5-0.0-0-0-0	3-0.0-0-0-0	3-0.0-0-0-0
5-0.0-0-0-0	5-0.0-0-0-0	3-0.0-0-0-0	1-0.0-0-0-0	3-0.0-0-0-0
4-2.0-0-0-0	1-0.0-0-0-0	3-0.0-0-0-0	3-0.0-0-0-0	0-0.0-1-0-0
3-0.0-0-0-0	6-0.0-0-1-0	0-0.0-0-1-0	6-0.0-0-0-0	3-0.0-0-0-0
4-0.0-0-0-1	13-0.0-0-2-0	4-0.0-0-0-0	4-0.0-0-0-0	3-0.0-0-0-0
2-0.0-0-0-0	1-0.0-0-1-0	4-0.0-0-0-0	1-0.0-0-0-0	1-0.0-0-0-1
3-0.0-0-0-0	6-0.0-0-0-0	9-0.0-0-0-0	7-0.0-0-0-0	5-1.0-0-0-0
4-0.5-0-0-0	4-0.0-0-0-0	3-0.0-0-0-0	6-0.0-0-0-0	3-1.0-0-0-0
1-0.0-0-0-0	4-0.0-0-0-0	0-0.0-0-0-0	7-1.0-0-1-1	3-0.0-0-0-0
4-0.0-0-0-0	9-0.5-0-0-0	6-0.0-1-0-0	5-0.0-1-0-0	6-1.0-0-0-1
12-0.0-0-0-0	9-0.0-0-0-0	5-0.0-0-0-0	6-0.0-0-0-0	6-0.0-0-0-0
4-1.0-0-1-0	3-0.0-0-0-0	4-0.0-0-0-0	3-0.0-0-0-0	5-1.0-0-0-0
5-0.0-0-0-0	0-0.0-0-0-0	2-0.0-0-0-0	1-0.0-0-0-0	2-0.0-0-0-0
6-0.0-0-0-0	7-0.0-0-0-0	2-0.0-0-0-0	2-0.0-1-0-0	2-0.0-0-0-0
73-6.5-0-1-1	69-0.5-0-4-0	69-0.0-4-1-0	64-1.0-3-1-1	56-6.0-1-0-2

Jefferson	Woods	B. Davis	Nash	Wyman
0-0.0-0-0-0	0-0.0-0-0-0	0-0.0-1-0-0	1-0.0-0-0-0	7-0.0-0-0-0
2-0.0-0-0-0	Did Not Suit	1-0.0-0-0-0	3-0.0-0-0-0	6-0.0-0-0-0
1-0.0-0-0-0	1-0.0-0-1-0	3-0.0-0-0-0	1-0.0-0-0-0	5-0.0-0-0-0
4-0.0-0-0-0	0-0.0-0-0-0	0-0.0-0-0-0	0-0.0-0-0-0	0-0.0-0-0-0
5-0.0-0-0-1	0-0.0-0-0-0	0-0.0-0-0-0	2-0.0-0-0-0	IR
0-0.0-0-0-0	0-0.0-0-0-0	0-0.0-0-0-0	2-0.0-0-0-0	IR
2-0.0-0-0-0	2-0.0-0-0-1	2-0.0-0-0-0	3-0.0-0-0-0	IR
3-1.0-0-0-0	0-0.0-0-0-1	2-0.0-0-0-0	0-0.0-0-0-0	IR
4-0.0-0-0-0	10-1.0-0-0-0	4-0.0-0-0-0	0-0.0-0-0-0	IR
2-0.0-0-0-0	3-0.0-0-0-0	2-0.0-0-0-0	1-0.0-0-0-0	IR
3-0.0-0-0-0	3-0.0-0-0-1	1-0.0-0-0-0	3-0.0-0-0-0	IR
1-0.0-0-0-0	1-0.0-0-0-0	3-0.0-0-0-0	1-0.0-0-0-0	IR
4-0.0-0-0-0	Inactive	3-0.0-0-0-0	6-0.0-0-0-0	IR
3-0.0-0-0-0	0-0.0-0-0-1	2-0.0-0-0-0	0-0.0-0-0-0	IR
5-0.0-0-0-0	4-1.0-0-0-0	1-0.0-0-0-0	1-0.0-0-0-0	4-0.0-0-0-0
1-0.0-0-0-0	4-0.0-0-0-0	3-0.0-0-0-0	0-0.0-0-0-0	0-0.0-0-0-0
40-1.0-0-0-1	28-2.0-0-1-4	27-0.0-1-0-0	24-0.0-0-0-0	22-0.0-0-0-0



# SEATTLE SEAHAWKS

## 1991 GAME-BY-GAME OFFENSE

	9/1	9/8	9/15	9/22	9/29	10/6	10/13
	@NO	JETS	@DEN	@KC	IND	@CIN	RAID
Points	24	20	10	13	31	13	20
1st Quarter	0	0	0	0	7	7	3
2nd Quarter	7	3	0	0	10	0	14
3rd Quarter	17	17	0	3	7	6	0
4th Quarter	0	0	10	10	7	0	3
Overtime	0	0	0	0	0	0	0
First Downs	19	18	15	24	16	15	12
Rushing	1	5	2	11	12	4	7
Passing	17	10	13	12	4	9	5
Penalty	1	3	0	1	0	2	0
Third Down Eff	4/10	2/10	4/14	5/13	9/16	3/12	4/13
Percentage	40.0	20.0	28.6	38.5	56.3	35.0	30.8
4th Down Eff	0/0	0/1	0/2	0/0	0/0	0/0	1/2
Percentage	—	0.0	0.0	—	—	—	50.0
Total Net Yards	348	279	362	378	251	305	264
Plays	58	58	68	67	61	59	58
Avg. Per Play	6.0	4.8	5.3	5.6	4.1	5.2	4.6
Net Yards Rushing	46	97	50	170	168	103	119
Plays	15	30	16	34	44	27	31
Avg. Per Play	3.1	3.2	3.1	5.0	3.8	3.8	3.8
Net Yards Passing	302	193	312	208	83	202	145
Sacked/Lost	2/25	0/0	2/10	3/24	0/0	1/2	2/2
Gross Yards	327	193	322	232	83	204	147
Att/Comp	41/30	28/17	50/21	30/18	17/10	31/16	25/10
Had Intercepted	2	2	2	2	1	3	3
Avg. Per Play	7.0	6.1	6.0	6.3	4.9	6.3	5.4
Punts/Avg	3/35.0	3/32.0	7/43.4	2/28.0	5/39.8	7/31.2	5/45.8
Had Blocked	0	0	0	0	0	0	0
Punt Returns/Yds	3/38	1/20	5/31	2/12	4/87	5/23	2/19
Kickoff Returns/Yds	4/98	2/46	5/106	4/89	1/50	2/44	5/56
Int Returns/Yds	2/83	3/59	0/0	0/0	2/25	2/2	2/55
Penalties/Yds	9/66	5/40	6/44	5/45	6/23	2/15	8/64
Fumbles/Lost	4/2	0/0	5/2	2/2	2/2	1/0	0/0
Touchdowns	3	2	1	1	4	1	2
Rushing	0	0	1	1	2	1	0
Passing	2	2	0	0	1	0	1
Returns	0	0	0	0	1	0	0
Defensive	1	0	0	0	0	0	1
Safeties	0	0	0	0	0	0	0
PAT/ATT	3/3	2/2	1/1	1/1	4/4	1/1	2/2
FG/ATT	1/2	2/3	1/1	2/3	1/1	2/3	2/2
Time of Possession	30:00	30:02	26:39	33:24	37:37	28:09	29:22
Take/Turn Ratio	-1	+2	-2	-4	0	+2	+2
Avg. Drive Start	-31.0	-45.0	-32.0	-28.0	-37.0	-33.5	-32.3

\* SEAHAWKS TEAM RECORD; # EQUALS SEAHAWKS TEAM RECORD

10/20	10/27	11/10	11/17	11/24	12/1	12/8	12/15	12/22
@PGH	SD	@SD	@RAID	DEN	KC	SF	@ATL	RAMS
27	20	14	7	13	6	22	13	23
3	7	0	0	3	3	6	0	0
14	3	0	7	10	0	3	0	7
3	0	0	0	0	0	7	3	16
7	10	14	0	0	3	6	10	0
0	0	0	0	0	0	0	0	0
18	15	18	13	11	13	17	14	13
3	5	3	1	6	1	11	2	5
13	9	15	11	4	12	5	10	8
2	1	0	1	1	0	1	2	0
8/16	2/8	3/10	3/10	4/12	6/11	2/12	2/10	6/14
50.0	25.0	30.0	30.0	33.3	54.5	16.7	20.0	42.9
0/0	0/0	0/0	0/2	0/1	0/0	1/1	0/0	0/0
—	—	—	0.0	0.0	—	100.0	—	—
324	202	384	185	199	273	278	235	253
64	48	55	52	53	45	65	54	57
5.1	4.2	7.0	3.6	3.8	6.1	4.3	4.4	4.4
65	75	37	23	146	47	150	33	97
30	25	13	*7	30	15	36	12	29
2.2	3.0	2.8	3.3	4.9	3.1	4.2	2.8	3.3
259	127	347	162	53	226	128	202	156
3/7	2/15	4/29	7/58	4/17	5/37	1/0	5/29	1/8
266	142	376	220	70	263	128	231	164
31/25	21/13	38/28	38/24	19/9	25/16	28/16	37/22	27/13
0	2	1	0	2	1	0	3	2
7.6	5.5	8.3	3.6	2.3	7.5	4.4	4.8	5.6
6/45.8	4/40.5	7/39.3	5/41.6	4/40.5	3/45.7	6/41.0	4/44.8	5/46.6
0	0	0	0	0	0	0	0	0
1/7	0/0	3/9	2/18	0/0	1/1	4/17	3/2	2/41
2/45	4/124	3/73	6/106	2/25	5/118	5/98	5/112	4/90
1/0	0/0	0/0	0/0	2/12	0/0	2/9	0/0	2/57
6/48	4/52	7/46	5/49	4/27	3/20	4/45	6/50	5/48
0/0	1/0	2/2	1/1	2/2	1/1	2/2	1/0	1/1
3	2	2	1	1	0	2	1	3
1	1	0	0	0	0	2	0	2
2	1	2	1	1	0	0	1	1
0	0	0	0	0	0	0	0	0
0	0	0	0	0	0	0	0	0
0	0	0	0	0	0	0	0	0
3/3	2/2	2/2	1/1	1/1	0/0	1/2	1/1	2/3
2/2	2/2	0/0	0/0	2/2	2/2	3/4	2/3	1/1
40:55	26:31	27:07	25:57	29:21	24:06	31:52	25:32	28:58
+3	-2	-3	0	0	-2	+3	-2	0
-37.0	-38.2	-26.1	-27.3	-31.5	-27.1	-36.9	-27.6	-46.3

# SEATTLE SEAHAWKS

## 1991 GAME-BY-GAME DEFENSE

	9/1	9/8	9/15	9/22	9/29	10/6	10/13
	@NO	JETS	@DEN	@KC	IND	@CIN	RAID
Points	27	13	16	20	3	7	23
1st Quarter	7	0	0	0	0	0	0
2nd Quarter	13	3	10	10	3	7	0
3rd Quarter	0	0	3	0	0	0	7
4th Quarter	7	10	3	10	0	0	13
Overtime	0	0	0	0	0	0	3
First Downs	13	18	16	16	9	20	25
Rushing	2	6	4	5	1	9	10
Passing	9	11	12	11	8	11	14
Penalty	2	1	0	0	0	0	1
Third Down Eff	2/11	5/15	2/13	5/12	2/12	8/18	7/16
Percentage	18.0	33.3	15.4	41.7	16.7	44.4	43.8
4th Down Eff	1/1	1/3	0/0	0/0	0/1	1/2	2/2
Percentage	100.0	33.3	—	—	0.0	50.0	100.0
Total Net Yards	242	316	345	312	137	364	420
Plays	53	66	63	57	52	73	79
Avg. Per Play	4.6	4.8	5.5	5.5	2.6	5.0	5.3
Net Yards Rushing	43	158	99	98	42	124	146
Plays	20	29	30	25	13	33	27
Avg. Per Play	2.2	5.4	3.3	3.9	3.2	3.8	5.4
Net Yards Passing	199	158	246	214	95	240	274
Sacked/Lost	4/27	3/27	1/6	0/0	5/57	2/16	0/0
Gross Yards	226	185	252	214	152	256	274
Att/Comp	29/18	34/15	32/19	32/21	34/18	38/18	52/28
Had Intercepted	2	3	0	0	2	2	2
Avg. Per Play	6.0	4.3	7.5	6.7	2.4	6.0	5.3
Punts/Avg	3/45.3	3/37.3	8/35.8	4/46.0	8/44.9	7/32.0	3/47.0
Had Blocked	0	0	0	0	0	0	0
Punt Returns/Yds	2/13	1/10	3/23	0/0	2/1	3/3	2/39
Kickoff Returns/Yds	5/117	4/81	0/0	2/48	1/19	3/46	5/70
Int Returns/Yds	2/53	2/39	2/40	2/0	1/37	3/0	3/16
Penalties/Yds	10/85	10/71	7/55	6/62	6/50	5/40	9/85
Fumbles/Lost	1/1	4/1	3/2	0/0	1/1	4/3	4/3
Touchdowns	3	1	1	2	0	1	2
Rushing	0	0	0	0	0	1	0
Passing	2	1	1	2	0	0	2
Returns	0	0	0	0	0	0	0
Defensive	1	1	0	0	0	0	0
Safeties	0	1	0	0	0	0	0
PAT/ATT	3/3	1/1	1/1	2/2	0/0	1/1	2/2
FG/ATT	2/2	2/2	3/3	2/3	1/1	0/0	3/4
Time of Possession	30:00	29:58	33:21	26:36	22:23	31:51	37:15
Take/Turn Ratio	+1	-1	+2	+4	0	-2	-2
Avg. Drive Start	-32.0	-33.0	-30.0	-33.0	-33.0	-26.9	-23.4

\* SEAHAWKS OPPONENT RECORD; # EQUALS SEAHAWKS OPPONENT RECORD

10/20	10/27	11/10	11/17	11/24	12/1	12/8	12/15	12/22
@PGH SD	@SD	@RAID DEN	KC	SF	@ATL	RAMS		
7	9	17	31	10	19	24	26	9
0	0	7	3	0	3	0	2	3
0	6	7	21	0	6	10	10	6
7	3	0	0	10	3	7	7	0
0	0	3	7	0	7	7	7	0
0	0	0	0	0	0	0	0	0
12	19	16	20	12	21	19	14	13
3	8	5	8	6	7	3	7	7
8	9	9	11	6	12	16	7	6
1	2	2	1	0	2	0	0	0
1/8	7/18	1/12	7/11	5/14	10/17	7/14	7/16	2/15
12.5	38.9	8.3	63.6	35.7	58.9	50.0	43.8	13.3
0/1	1/3	0/0	0/0	0/2	0/1	0/0	0/0	3/5
0.0	33.3	—	—	0.0	0.0	—	—	60.0
240	320	315	342	210	311	329	271	227
41	75	56	55	60	69	62	62	65
5.9	4.3	5.6	6.2	3.5	4.5	5.3	4.4	3.5
78	128	102	116	98	157	68	131	96
15	31	28	34	32	43	16	33	26
5.2	4.1	3.6	3.4	3.1	3.7	4.3	4.0	3.7
162	192	213	226	112	154	261	140	131
4/22	3/20	3/16	1/11	5/20	0/0	2/19	2/20	1/10
184	212	229	237	132	154	280	160	141
22/14	41/27	25/17	20/16	23/13	26/17	44/25	27/14	38/16
1	0	0	0	2	0	2	0	2
6.2	4.4	7.6	10.8	4.0	5.9	5.7	4.8	3.4
7/32.7	4/35.8	8/33.9	3/45.0	3/36.7	1/51.0	4/39.5	8/44.3	5/39.2
#1	0	0	0	0	0	0	0	0
4/24	4/27	3/41	4/41	1/8	1/2	4/-1	2/3	4/55
5/100	3/54	2/42	2/46	3/33	2/30	6/100	4/39	4/33
0/0	2/13	1/0	0/0	2/9	1/15	0/0	3/41	2/60
14/90	7/51	3/25	6/60	7/50	2/7	4/30	7/59	6/36
6/2	1/0	1/0	1/1	3/2	0/0	3/3	1/1	1/1
1	0	2	4	1	1	3	3	0
0	0	2	1	0	0	0	0	0
1	0	0	3	0	1	3	2	0
0	0	0	0	0	0	0	0	0
0	0	0	0	1	0	0	1	0
0	0	0	0	0	0	0	1	0
1/1	0/0	2/2	4/4	1/1	1/1	3/3	3/3	0/0
0/0	3/4	1/1	1/1	1/2	4/4	1/1	1/1	3/3
20:05	33:29	32:53	34:03	30:39	35:54	28:08	34:28	31:02
-3	+2	+3	0	0	+2	-3	+2	0
-26.0	-26.1	-22.5	-36.3	-36.5	-31.8	-33.5	-27.9	-29.6


# 1991 GAME-BY-GAME OFFENSIVE STARTERS

Date	Opp	WR	LT	LG	C	RG	RT	TE	WR	QB	RB	FB	K
9/1	@ NO	Blades	Heck	Bailey	Feasel	Millard	Lee	Tice	Kane	Krieg	Fenner	Williams	Kasay
9/8	NY Jets	Blades	Heck	Bailey	Feasel	Millard	Hitchcock	Tice	Kane	Kemp	Fenner	Williams	Kasay
9/15	@ Denver	Blades	Heck	Bailey	Feasel	Millard	Hitchcock	Tice	Kane	Kemp	Fenner	Williams	Kasay
9/22	@ KC	Blades	Heck	Wheat	Feasel	Millard	Hitchcock	Tice	Kane	Kemp	McNeal (TE)	Williams	Kasay
9/29	Ind	Blades	Heck	Wheat	Feasel	Millard	Hitchcock	Tice	McNeal (TE)	McGwire	Fenner	Williams	Kasay
10/6	@ Cin	Blades	Heck	Wheat	Feasel	Millard	Hitchcock	Tice	Kane	Kemp	Fenner	Williams	Kasay
10/13	Raiders	Blades	Heck	Wheat	Feasel	Millard	Hitchcock	Tice	Kane	Kemp	Fenner	Williams	Kasay
10/20	@ Pgh	Blades	Heck	Wheat	Feasel	Millard	Hitchcock	Tice	Kane	Kemp	Fenner	Williams	Kasay
10/27	SD	Blades	Heck	Briz	Feasel	Millard	Hitchcock	Tice	Kane	Krieg	Warren	Williams	Kasay
11/10	@ SD	Blades	Heck	Briz	Feasel	Millard	Hitchcock	Tice	Kane	Krieg	Fenner	Williams	Kasay
11/17	@ Raiders	Blades	Heck	Briz	Feasel	Millard	Hitchcock	Tice	Kane	Krieg	McNeal (TE)	Williams	Kasay
11/24	Denvwvr	Blades	Heck	Briz	Feasel	Millard	Lee	Tice	Kane	Krieg	Jones	Williams	Kasay
12/1	KC	Blades	Heck	Briz	Feasel	Millard	Lee	Tice	Kane	Krieg	Jones	Williams	Kasay
12/8	SF	Blades	Heck	Briz	Feasel	Millard	Lee	Tice	Kane	Krieg	Jones	Williams	Kasay
12/15	@ Atlanta	Blades	Heck	Wheat	Feasel	Millard	Lee	McNeal	Kane	Krieg	Jones	Williams	Kasay
12/22	LA Rams	Blades	Heck	Wheat	Briz	Millard	Lee	Tice	Kane	Stouffer	Jones	Williams	Kasay
							Lee	Tice	Kane	Krieg	Jones	Williams	Kasay



# 1991 GAME-BY-GAME DEFENSIVE STARTERS

Date	Opp	DLE	DLT	DRT	DRE	LLB	MLB	RLB	LCB	RCB	SS	FS	P
9/1	@ NO	Green	Hayes	Kennedy	Woods	Wooden	Wyman	Porter	Harper	Hunter	Blackmon	Robinson	Donnelly
9/8	NY Jets	Green	Hayes	Kennedy	Bryant	Wooden	Wyman	Porter	Harper	Hunter	Blackmon	Robinson	Donnelly
9/15	@ Denver	Green	Hayes	Kennedy	Woods	Wooden	Wyman	Porter	Harper	Hunter	Blackmon	Robinson	Donnelly
9/22	@ KC	Green	Bryant	Kennedy	Woods	Wooden	Wyman	Porter	Harper	Hunter	Blackmon	Robinson	Waits
9/29	Ind	Green	Bryant	Kennedy	Woods	Wooden	Comeaux	Porter	Harper	Hunter	Blackmon	Robinson	Waits
10/6	@ Cin	Green	Bryant	Kennedy	Woods	Wooden	Comeaux	Porter	Harper	Hunter	Blackmon	Robinson	Waits
10/13	Raiders	Green	Bryant	Kennedy	Woods	Wooden	Comeaux	Porter	Harper	Hunter	Blackmon	Robinson	Tuten
10/20	@ Pgh	Green	Bryant	Kennedy	Woods	Wooden	Comeaux	Porter	Harper	Hunter	Blackmon	Robinson	Tuten
10/27	SD	Green	Bryant	Kennedy	Woods	Wooden	Comeaux	Porter	Harper	Hunter	Blackmon	Robinson	Tuten
11/10	@ SD	Green	Bryant	Kennedy	Woods	Wooden	Comeaux	Porter	Harper	Hunter	Blackmon	Robinson	Tuten
11/17	@ Raiders	Green	Bryant	Kennedy	Woods	Wooden	Comeaux	Porter	Harper	Hunter	Blackmon	Robinson	Tuten
11/24	Denver	Green	Bryant	Kennedy	Woods	Wooden	Comeaux	Porter	Harper	Hunter	Blackmon	Robinson	Tuten
12/1	KC	Green	Bryant	Kennedy	Skow	Wooden	Comeaux	Porter	Harper	Hunter	Blackmon	Robinson	Tuten
12/8	SF	Green	Bryant	Kennedy	Woods	Wooden	Comeaux	Porter	Harper	Hunter	Blackmon	Robinson	Tuten
12/15	@ Atlanta	Green	Bryant	Kennedy	Woods	B.Davis (CB)	Wyman	Glasgow (S)	Harper	Hunter	Blackmon	Robinson	Tuten
12/22	LA Rams	Green	Bryant	Kennedy	Woods	Wooden	Comeaux	Porter	Harper	B.Davis	Blackmon	Robinson	Tuten



**BUILDING THE FRANCHISE**

# CHRONOLOGY

- 1972** — **6/15** Seattle Professional Football, a group of business and community leaders, announce their intention to attempt to secure a National Football League franchise for the City of Seattle. Herman Sarkowsky serves as spokesman for the group. **11/2** Construction begins on The Kingdome.
- 1974** — **6/4** The National Football League announces that Seattle will have a franchise for the 1976 season. **12/5** The National Football League announces that it has voted membership to Seattle Professional Football, Inc., headed by Lloyd W. Nordstrom with partners Herman Sarkowsky, D.E. "Ned" Skinner, Howard S. Wright, M. Lamont Bean, and Lynn P. Himmelman.
- 1975** — **3/6** John Thompson, Executive Director of the NFL Management Council, named General Manager of the Seattle franchise. **6/17** Nickname "Seahawks" selected from 20,365 entries and 1,741 different names. One hundred fifty-one suggest "Seahawks." **7/25** Season ticket applications mailed. **7/28** Season ticket applications accepted — 24,168 received the first day. **8/23** Season ticket sales closed after target of 59,000 reached. **12/18** Seahawks agree to a 20-year lease agreement to play all games in the Kingdome.
- 1976** — **1/3** Jack Patera, assistant coach of the Minnesota Vikings, named head coach of the Seahawks. **1/20** Lloyd W. Nordstrom, spokesman for the Nordstrom family, the Seahawks' majority owner, dies of a heart attack while vacationing in Mexico. **3/30** Veteran Allocation held in New York City. Seahawks select 39 NFL veterans. **4/8-9** Seahawks select 25 collegians in their first college draft. Notre Dame's Steve Niehaus is the first choice and he flies to Seattle for evening news conference on April 8. **7/9** Seahawks open training camp at Eastern Washington University in Cheney. **8/1** Seahawks play first game before 60,825 fans in the Kingdome. San Francisco holds on to defeat Seattle, 27-20, as Jim Zorn is tackled on the 49ers' two-yard line when the gun sounds. **8/29** Seahawks capture first victory, a 17-16 preseason win over San Diego, as Ron Howard catches a three-yard Jim Zorn pass for the winning touchdown with only 13 seconds remaining. **9/12** Seattle opens regular season play with a near miss against St. Louis, 30-24. The game ends with the Cardinals intercepting a pass in the end zone. **10/17** Seahawks win Expansion Bowl with 13-10 victory over host Tampa Bay. Linebacker Mike Curtis blocks a Tampa Bay field goal attempt with 42 seconds remaining to preserve the victory. **11/7** Seahawks capture their first regular season victory at home with a 30-13 win over Atlanta. Sherman Smith becomes the first Seattle back to rush for over 100 yards with 124 yards on 14 carries.
- 1977** — **1/17** Seahawks host the Pro Bowl and it is the first sellout in the 27-year history of the game and is the largest crowd under the AFC vs. NFC format. AFC scores a 24-14 win before 63,214 fans. **5/3** Seattle trades its first-round draft choice, the second player in the draft, to Dallas for the Cowboys' first-round selection and three second-round picks. The Seahawks select Steve August, offensive guard from Tulsa, on the first round. **10/30** After missing four games with an injury, Jim Zorn returns to lead Seattle to a 56-17 triumph over Buffalo. The Seahawks set 15 club records and equalled six, including Zorn's four TD passes. **11/13** Seattle defense blanks the New York Jets, 17-0, in Shea Stadium, the first time an established team is shutout by a second-year team. **12/18**

Seahawks win their fifth game of the year, a 20-19 decision over Cleveland before 61,583 fans in the Kingdome, to establish a record for most wins ever by a second-year expansion team.

- 1978** — **5/3** Keith Simpson, cornerback from Memphis State, is selected as Seattle's first-round draft choice followed by his college teammate Keith Butler, a linebacker, on the second round. **10/8** Efren Herrera kicks a 19-yard field goal on the final play of the game to give Seattle a 29-28 win over Minnesota before 62,031 fans. **11/26** Seattle becomes the first team since 1965 to beat Oakland twice during the regular season with a 17-16 win on Efren Herrera's 46-yard field goal with just three seconds remaining. **12/17** Seahawks end their third season with a 9-7 record and finish one game behind Denver in the AFC West standings following a 23-19 win over Kansas City. Al Hunter rushes for 133 yards on 27 carries as Seahawks perform before sixth-straight home sellout crowd.
- 1979** — **1/29** Steve Largent catches a record-equalling five passes as Seattle's first representative to the Pro Bowl. National Football Conference defeats Largent and his AFC teammates, 13-7, in the Los Angeles Memorial Coliseum. **5/3** Manu Tuiaosopo, defensive tackle from UCLA, becomes Seattle's first-round draft choice. **10/29** After trailing 14-0, the Seahawks rebound for a 31-28 win over Atlanta in Seattle's first appearance on ABC's Monday Night Football. Dan Doornink rushes for 122 yards on 21 carries and scores twice. **12/16** The Seahawks close out their second straight 9-7 season with a 29-24 win over Oakland. Sam McCullum sets a club record with 173 yards receiving on eight catches.
- 1980** — **4/29** Seattle trades its first-round draft choice and a third-round pick to Buffalo for the Bills' first-round choice, the tenth player in the draft. The Seahawks then select defensive end Jacob Green of Texas A&M on the first round. **9/28** Seahawks score second shutout in the club's history with a 14-0 win over Washington Redskins in Robert F. Kennedy Stadium. **10/5** Sam McCullum catches two touchdown passes and Efren Herrera kicks four field goals in 26-7 win over Houston at the Astrodome.
- 1981** — **4/28** Seahawks select UCLA safety Kenny Easley on the first round of the NFL draft. **11/8** Seattle holds the Pittsburgh Steelers scoreless in the second half and rallies for a pair of fourth quarter touchdowns to capture a 24-21 victory at the Kingdome. **11/16** The Seahawks score on their last eight possessions to defeat the San Diego Chargers, 44-23, on Monday Night Football. It is the Seahawks' first regular season victory over the Chargers after eight straight losses.
- 1982** — **3/11** Mike McCormack, former head coach with the Philadelphia Eagles and Baltimore Colts, is named Director of Football Operations. **4/27** Seahawks select Clemson defensive end Jeff Bryant in the first round of the college draft. **9/21** Players go on strike for 57 days. **10/13** Mike McCormack named interim head coach after the firing of head coach Jack Patera and general manager John Thompson. **11/21** Seahawks capture 17-10 victory over the host Denver Broncos in Mike McCormack's first game as head coach following the players' strike. Steve Largent catches a 34-yard touchdown pass from Jim Zorn with 49 seconds left for the victory. **11/28** Seahawks shut out the Pittsburgh Steelers, 16-0, for the club's third shutout in history and first at the Kingdome.
- 1983** — **1/2** Seahawks conclude nine-game season with a 13-11 win over the Denver Broncos as Dave Krieg throws a 19-yard touchdown pass to Roger Carr with just 47 seconds left. The Seahawks drive 87 yards in 10 plays with no timeouts to score the winning touchdown. Seattle finishes the season 4-5 but were 4-3 under Mike McCormack. **1/3** Mike McCormack named President and General Manager of the Seahawks after previously serving as Director of Football Operations since March 11, 1982, and interim

head coach since October 13, 1982. **1/26** Chuck Knox named head coach of the Seahawks. Knox previously had served as head coach of the Los Angeles Rams (1973-77) and the Buffalo Bills (1978-82). He guided seven of his ten teams to the playoffs, while winning six division championships. **3/15** Chuck Allen, who joined the Seahawks staff in June of 1975 as Director of Pro Scouting, named Assistant General Manager. **4/26** Seattle selects Penn State running back Curt Warner in the NFL draft. Warner is the third player taken on the first round. To be able to get Warner, the Seahawks trade their first, second and third round selections to the Houston Oilers for the Oilers first-round pick. **9/11** Seahawks win first game under Chuck Knox, 17-10, over the New York Jets, as the club sets a team record with 57 rushing attempts and Curt Warner gains 128 yards on 24 carries. **10/16** Seahawks force eight turnovers and register eight sacks in 38-36 victory over the Los Angeles Raiders. **10/30** Seahawks make it two straight over Raiders with 34-21 win. **12/18** Seahawks clinch first playoff berth with 24-6 win over New England. **12/24** Dave Krieg throws three touchdown passes and Curt Warner rushes for 99 yards in 31-7 win over Denver in the AFC Wild Card Game before 60,752 fans in Kingdome. **12/31** Seahawks drive 66 yards in five plays late in the fourth quarter to capture divisional playoff win over Miami, 27-20, before 71,032 fans at the Orange Bowl.

**1984** — **1/8** Los Angeles Raiders defeat the Seahawks, 30-14, in the AFC Championship Game at the Los Angeles Memorial Coliseum before 88,734 fans. **5/1** Seahawks select cornerback Terry Taylor of Southern Illinois as their first-round choice in the annual NFL draft. **9/3** Seahawks win regular season opener for the first time in franchise history, a 33-0 victory over the Cleveland Browns. The enthusiasm is dampened by a knee injury to Curt Warner which will keep him out for the rest of the season. **10/29** Seahawks post their second shutout of the season with a 24-0 victory over the San Diego Chargers on Monday Night Football. Kenny Easley intercepts a club record three passes and Steve Largent catches three touchdown passes. **11/4** Seahawks set an NFL record by returning four interceptions for touchdowns, including two by Dave Brown, in a 45-0 win over the Kansas City Chiefs. Kenny Easley and Keith Simpson had the other two interception returns for touchdowns. **11/25** Dave Krieg throws for 406 yards and three touchdowns, including an 80-yarder to Daryl Turner on the first play of the game, to lead the Seahawks past Denver, 27-24. Steve Largent catches 12 passes for 191 yards and one score. **12/2** Seahawks clinch playoff berth with a 38-17 win over Detroit as Dave Krieg throws a team record five touchdown passes. **12/22** Seattle eliminates the defending Super Bowl Champion Los Angeles Raiders, 13-7, from the playoffs in the AFC Wild Card Game at the Kingdome. Seahawks rush for 205 yards and force three turnovers, along with registering six sacks, in the victory. **12/29** Miami defeats the Seahawks, 31-10, in an AFC Divisional Playoff Game at the Orange Bowl.

**1985** — **6/18** Seahawks and Northwest College agree to a long-term lease for a new practice and office complex for the club in Kirkland. The facility will be built on 12 acres adjacent to Northwest College. A 36,000-square foot building will house the club's administrative offices, locker room and training facilities. **7/20** Seahawks open their tenth and final training camp at Eastern Washington University in Cheney. **9/8** Curt Warner returns to the Seattle lineup after missing all but the 1984 opener as the Seahawks defeat Cincinnati, 28-24, at Riverfront Stadium. Warner gains 66 yards on 17 carries and scores the game-winning touchdown on an 11-yard run with 7:07 remaining. **9/15** Daryl Turner sets a club record with four touchdown catches and Dave Krieg equals another with five touchdown passes in Seattle's 49-35 victory over the San Diego Chargers at Jack Murphy Stadium. **10/13** Dave Krieg passes for 405 yards and four touchdowns, including a 12-yarder to Paul Skansi for the winning touchdown with 35 seconds remaining, as

Seahawks defeat Atlanta, 30-26. Krieg directs the Seahawks 86 yards in 16 plays on the winning drive. **10/21** Ceremonial groundbreaking is held for team's new headquarters. **11/3** Terry Taylor returns an interception 75 yards for a touchdown and blocks a field goal attempt that is recovered by Byron Walker and returned 56 yards for a touchdown in Seattle's 33-3 win over the Los Angeles Raiders at the Kingdome.

**1986 — 4/29** Seahawks select Florida fullback John L. Williams as their first-round draft choice. Williams is the 15th player picked overall. **6/18** Seahawks move into new headquarters on a 12-acre site adjacent to Northwest College in Kirkland. **7/16** Seahawks open their 11th training camp and first at their new headquarters. **9/7** Seahawks kickoff their 1986 regular season schedule with a 30-0 victory over the Pittsburgh Steelers at the Kingdome. **10/6** Seahawks defeat San Diego Chargers, 33-7, on Monday Night Football as Steve Largent breaks NFL record for most consecutive games with a pass reception. Largent catches a pass in the 128th straight game in which he participated. **10/19** Jacob Green registers four sacks and Dave Brown intercepts two passes in leading Seattle to a 17-12 win over the eventual Super Bowl champion New York Giants. **11/27** Seahawks defeat the Dallas Cowboys, 31-14, on Thanksgiving Day as Curt Warner runs for 122 yards and Dave Krieg completes 16-of-24 passes for 214 yards and two touchdowns. **12/8** Seattle hands the Los Angeles Raiders their biggest defeat since 1962, 37-0, as Curt Warner gains 116 yards and Dave Krieg passes for 243 yards and two touchdowns. Seattle gains 407 yards in total offense, while the defense holds the Raiders to 138 yards. **12/20** Seahawks close out five-game winning streak and a 10-6 season by defeating eventual AFC Champion Denver, 41-16. The Seahawks gain a season high 536 yards, including a club record 298 yards rushing, led by Curt Warner's 192 yards and three touchdowns on 24 carries.

**1987 — 4/28** Seahawks select Pittsburgh linebacker Tony Woods in the first round of the NFL draft. Woods is the 18th player picked. **6/12** Seahawks win lottery for first choice in supplemental draft and select Oklahoma linebacker Brian Bosworth. **9/13** After first two regular season games, NFL Players Association calls a strike that will last four weeks. Games for Sunday, September 18, are cancelled. **10/25** Seahawks defeat the Los Angeles Raiders, 35-13, in first game with regulars following the strike. Seattle builds up a 28-0 halftime lead and wins in Los Angeles for the first time since 1983. **12/13** Dave Krieg completes 23-of-33 passes for 238 yards and Ray Butler catches six passes for 107 yards and two touchdowns in leading Seattle past Denver, 28-21, at the Kingdome. **12/20** Seahawks defeat the Chicago Bears at Soldier Field as John L. Williams sparks the offense with a 75-yard touchdown on a screen pass from Dave Krieg and the defense contributes five takeaways. **12/27** Steve Largent catches six passes in a 41-20 loss at Kansas City and becomes the NFL's all-time leading receiver with 751. Largent breaks the previous record of 750 by Charlie Joiner.

**1988 — 1/3** Seahawks close out the 1987 season with a 23-20 overtime loss to the Houston Oilers at the Astrodome in the AFC First-Round Playoff Game. **4/24** Seahawks use their second-round choice in the draft to select University of Miami wide receiver Brian Blades. The Seahawks first-round pick had been exercised in the June 1987 supplemental draft. **8/30** Ken Behring and Ken Hofmann complete their purchase of the Seahawks from the Nordstrom family. **9/4** Seahawks open 13th season with a 21-14 win at Denver over the two-time defending AFC Champion Broncos. Curt Warner scores twice and John L. Williams accounts for 161 yards from scrimmage. It is Seattle's first win in Denver since

1984. **9/18** Steve Largent becomes the NFL's all-time leader in pass receiving yards with 12,167 at San Diego, but the Seahawks lose to the Chargers, 17-6. Largent breaks Charlie Joiner's record of 12,146 yards. **10/2** Rookie quarterback Kelly Stouffer makes his first NFL start for an injured Dave Krieg and leads the Seahawks to a 31-20 win over the Atlanta Falcons in Atlanta. John L. Williams ties a team record with three rushing touchdowns. **11/13** Seahawks defeat the Houston Oilers 27-24, as Dave Krieg returns after missing seven games with a shoulder separation. Krieg engineers a 10-play drive to set up Norm Johnson's game-winning field goal with less than one second left. **11/28** Dave Krieg equals his own team record with five touchdown passes as Seahawks defeat the Los Angeles Raiders, 35-27, on Monday night in the Kingdome. Curt Warner (130) and John L. Williams (105) become the first pair of Seahawks to each gain over 100 yards rushing in the same game. **12/11** Seahawks score touchdowns on their first six possessions in a 42-17 win over Denver. Curt Warner establishes a team record with four rushing touchdowns. Warner (126) and John L. Williams (109) each top 100 yards rushing. **12/18** John L. Williams accounts for 239 yards of offense, including 180 receiving, and Dave Krieg throws for 410 yards and four scores, as the Seahawks defeat the Los Angeles Raiders, 43-37, in Los Angeles to clinch the first AFC Western Division title in franchise history. **12/31** Seahawks are eliminated from the playoffs by the eventual AFC Champion Cincinnati Bengals, 21-13, in Riverfront Stadium.

**1989 — 2/22** Tom Flores named President/General Manager, replacing Mike McCormack. Flores guided the Los Angeles Raiders to an 83-53 regular season record and two Super Bowl titles in nine seasons, 1979-87, as their head coach. **4/23** Seahawks select Notre Dame tackle Andy Heck with the fifteenth pick of the first round of the draft. **9/10** Seahawks lose regular season opener in Philadelphia, 31-7, and also lose wide receiver Steve Largent for six weeks with a broken elbow. Largent, however, scores Seattle's only touchdown. **10/29** Dave Krieg and Brian Blades combine on a 21-yard touchdown pass with 40 seconds left in a 10-7 win over the San Diego Chargers. The win is the 100th in regular season play for the Seahawks. Blades catches a career high 10 passes for 117 yards. **11/26** Steve Largent ties Don Hutson's NFL record of 99 career receiving touchdowns in the Seahawks 41-14 loss at Denver. **12/4** Dave Krieg ignites a three-game winning streak with 298 yards passing and the game-winning touchdown pass in a 17-16 Monday night win over Buffalo. **12/10** Seahawks win 24-17 at Cincinnati as Dave Krieg throws three touchdown passes. One goes to Steve Largent, the NFL record 100th of his career. **12/17** John L. Williams catches a career high 12 passes for 129 yards as the Seahawks defeat the Los Angeles Raiders, 23-17. **12/23** Seahawks close out the season with a 29-0 loss to the Washington Redskins. In pregame ceremonies, retiring wide receiver Steve Largent is honored and his is the first name inducted in the Seahawks Ring of Honor.

**1990 — 4/22** Seahawks trade four draft choices to the New England Patriots, including two first-rounders, to move up and select University of Miami defensive tackle Cortez Kennedy with the third overall choice. Seahawks also receive a second-rounder from the Patriots which they use to select Syracuse University linebacker Terry Wooden. **8/4** Seahawks play their first-ever international game as they drop a 10-7 preseason decision to the Denver Broncos in Tokyo, Japan. **10/1** Seahawks defeat the Cincinnati Bengals, 31-16, for their first win after opening the season with three consecutive losses. Derrick Fenner scores three touchdowns for the second straight week. **11/11** Seahawks score their first win in Kansas City's Arrowhead Stadium since 1980 as Dave Krieg throws a 25-yard touchdown pass to Paul Skansi as time expires.

The PAT gives Seattle a 17-16 win and starts a four-game streak of games decided on the last play. The win is the 159th of Chuck Knox's career, moving him into seventh place all-time. **11/25** Norm Johnson's 40-yard field goal 3:01 into overtime gives the Seahawks a 13-10 win at San Diego. Seattle forces and recovers a pair of fumbles, the first with 48 seconds left in regulation and the second with 1:34 gone in overtime. **12/2** In almost a replay from the week before, Seattle defeats the Houston Oilers 13-10 in overtime after recovering a fumble. Norm Johnson connects from 42 yards out after David Wyman recovers a Tony Woods-forced fumble. Seahawks become only the third team in NFL history to win back-to-back overtime games. **12/9** The Seahawks defense sets single-game records for fewest rushing first downs (0) and yards allowed (13) in a game in a 20-14 win over the Green Bay Packers in Milwaukee. **12/23** Seattle moves over the .500 mark with a 17-12 win over the Denver Broncos. The Broncos are penalized on the game's last play, negating what would have been a game-winning touchdown pass. **12/30** Derrick Fenner scores two touchdowns for the fourth time as Seattle defeats the Detroit Lions 30-10 in the Kingdome, to finish at 9-7 after an 0-3 start. Fenner ends the season equalling team records for total touchdowns (15) and rushing touchdowns (14), totals that lead the AFC.

**1991 — 4/21** Seahawks select San Diego State quarterback Dan McGwire with the 16th pick on the first round of the 1991 NFL Draft. The 6-8, 243-pound McGwire is the first quarterback ever selected on the first round by Seattle. **4/25** Seahawks Head Coach Chuck Knox agrees to a two-year contract extension. **9/1** Seahawks drop season opener, 27-24, at New Orleans and lose starting quarterback Dave Krieg for six weeks with a broken thumb in the process. Wide receiver Brian Blades sets career highs with 12 receptions, 160 yards, and two touchdowns. **9/8** Jeff Kemp makes his first start since September 25, 1988, and throws two touchdown passes in a 20-13 win over the New York Jets. One goes to Travis McNeal, the first of his career. **9/29** Chris Warren's 59-yard punt return touchdown, the first by a Seahawks player since 1986, sparks a 31-3 win over the visiting Indianapolis Colts. The defense limits the Colts to 137 yards and records five sacks. Rookie first-round draft choice Dan McGwire starts and plays the first half, engineering a 50-yard touchdown drive on his first possession. **10/6** The Seahawks defense stops the Cincinnati Bengals on a 4th-and-four inches short with 29 seconds left to preserve a 13-7 win at Riverfront Stadium. Dwayne Harper and Nesby Glasgow combine for the tackle, which comes at the Seattle 22. **10/20** Dave Krieg returns from missing six games on injured reserve to lead Seattle to a 27-7 win at Pittsburgh. Krieg throws for 266 yards, completing 25-of-31 passes, and two scores. **10/27** John Kasay equals an NFL record with two field goals of 50-or-more yards in a 20-9 win over the San Diego Chargers. Kasay connects from 54 and 51 yards. The 54-yarder equals the team record. **11/24** The defense forces four turnovers and five sacks, three by Rufus Porter, in a 13-10 win over the eventual AFC West Champion Denver Broncos in the Kingdome. Additionally, the defense twice holds on downs inside Seahawks territory in the game's last 4:49. **12/22** Seattle finishes their 16th season with a 7-9 record after defeating the Los Angeles Rams, 23-9, in the Kingdome. It was the first win by the Seahawks over the Rams in five regular season games. James Jones rushes for a pair of scores, while the defense holds their third 1991 opponent out of the end zone. **12/27** The Seahawks and head coach Chuck Knox agree to mutually end Knox's nine-year tenure as head coach. Knox leaves having compiled an 80-63-0 (55.9%) regular season record with Seattle. He guided the Seahawks to four playoff appearances, including an AFC West title in 1988.



**1992** — **1/6** Seahawks President/General Manager Tom Flores is named President/Head Coach of the franchise. Flores coached nine seasons, 1979-87, with the Oakland/Los Angeles Raiders and compiled an 83-53-0 (61.0%) regular season record. He led the Raiders to two Super Bowl Championships, XV and XVII, the only Super Bowls won by the AFC in the decade of the 1980's. **1/8** Larry Kennan, Coach of the Year in the World League of American Football in 1991, is named Offensive Coordinator/Quarterbacks Coach. Kennan guided the London Monarch to an 11-1 record and WLAFF Championship in the league's first season. Kennan served as an NFL assistant with the Los Angeles Raiders (1982-87), Denver Broncos (1988) and Indianapolis Colts (1989-90). **1/9** Seahawks defensive assistants George Dyer (line), Rod Perry (secondary), and Joe Vitt (special assignments), along with Chick Harris (running backs) leave the Seahawks to join Chuck Knox with the Los Angeles Rams. **1/11** Seahawks Assistant Head Coach Tom Catlin announces he will stay with the Seahawks as Assistant Head Coach/Defense. In addition, Rusty Tillman is promoted from Special Teams Coach to Defensive Coordinator, Russ Purnell from Tight Ends and Assistant Special Teams to Special Teams and Tight Ends, and Paul Moyer from Staff Assistant to Defensive Backfield. **1/21** Offensive Line Coach Hudson Houck and Running Backs Coach Clarence Shelmon are added to Tom Flores' staff. Both coaches come to the Seahawks from the Los Angeles Rams. **1/22** Bob Bratkowski, Offensive Coordinator at the University of Miami for the past three seasons, named Wide Receivers Coach. **1/23** Tommy Brasher is named Defensive Line Coach. Brasher has coached nine seasons in the NFL and 12 in college. **1/24** Former Seahawks cornerback Dave Brown (1976-86) returns to the club as a Defensive Assistant Coach. An original member of the Seahawks, Brown still holds career records with 50 interceptions and four interception return touchdowns.

## ALL-TIME ROSTER

(369 Players)

Name (Pos)	Years	GP	GS	College
Abramowitz, Sid (T)	1984	4	0	Tulsa
Adkins, Sam (QB)	1977-82	10	0	Wichita State
Agee, Tommie (FB)	1988	16	0	Auburn
Ahrens, Dave (LB)	1990	10	3	Wisconsin
Aiu, Charlie (G)	1978	1	0	Hawaii
Allen, Harvey (S)	1987	2	2	Nevada-Las Vegas
Allert, Ty (LB)	1990	1	0	Texas
Alvarez, Wilson (K)	1981	4	0	Southeast Louisiana
Anderson, Eddie (S)	1986	5	0	Fort Valley State
Anderson, Fredell (DE)	1980-82	22	6	Prairie View
Andrews, Ricky (LB)	1990	15	0	Washington
Andrews, Tom (C-G)	1987	2	2	Louisville
August, Steve (T)	1977-84	97	90	Tulsa
Bachman, Ted (CB)	1976	5	0	New Mexico State
Baham, Curtis (CB)	1987	3	0	Tulane
Bailey, Edwin (G-T)	1981-91	139	120	South Carolina State
Barbay, Roland (NT)	1987	5	0	Louisiana State
Barisich, Carl (DE)	1976	14	7	Princeton
Beamon, Autry (S)	1977-79	45	39	East Texas State
Bebout, Nick (T)	1976-79	56	55	Wyoming
Beeson, Terry (LB)	1977-81	77	67	Kansas
Bell, Mark (TE-DE)	1979-80, 1982	41	2	Colorado State
Bengen, Brant (WR)	1987	3	0	Idaho
Benjamin, Tony (FB)	1977-79	28	1	Duke

Bitterlich, Don (K)	1976	3	0	Temple
Blackmon, Robert (S)	1990-91	31	21	Baylor
Blackwood, Lyle (S)	1976	11	0	Texas Christian
Blades, Brian (WR)	1988-91	64	53	Miami
Blue, Anthony (CB)	1987	3	0	Nevada-Las Vegas
Bolcar, Ned (LB)	1990	5	0	Notre Dame
Bolton, Andrew (RB)	1976	5	2	Fisk
Borchardt, Jon (G-T)	1985-87	42	4	Montana State
Bosworth, Brian (LB)	1987-89	24	24	Oklahoma
Bouyer, Willie (WR)	1989-90	1	0	Michigan State
Bowman, Barry (P)	1987	1	0	Louisiana Tech
Boyd, Dennis (DE-DT-T)	1977-79,			
	1981-82	59	27	Oregon State
Boyd, Jerome (LB)	1983	5	0	Oregon State
Bradley, Ed (LB)	1976	14	14	Wake Forest
Brilz, Darrick (G-C)	1989-91	46	12	Oregon State
Brinson, Larry (RB)	1980	8	0	Florida
Brock, Lou (CB)	1988	1	0	Southern California
Brown, Arnold (CB)	1987	2	0	North Carolina Central
Brown, Dave (S-CB)	1976-86	159	159	Michigan
Brown, Theotis (RB)	1981-83	22	7	UCLA
Bryant, Cullen (FB)	1983-84	19	5	Colorado
Bryant, Jeff (DE-DT)	1982-91	143	136	Clemson
Bullard, Louis (T)	1978-80	36	15	Jackson State
Burnham, Tim (T)	1987-88	3	3	Washington
Burse, Tony (FB)	1987	12	0	Middle Tennessee St.
Bush, Blair (C)	1983-88	82	78	Washington
Butler, Chuck (LB)	1984	8	0	Boise State
Butler, Keith (LB)	1978-87	146	132	Memphis State
Butler, Ray (WR)	1985-88	41	8	Southern California
Cain, Joe (LB)	1989-91	41	5	Oregon Tech
Caldwell, Tony (LB)	1987	1	1	Washington
Campbell, Jack (T)	1982	1	0	Utah
Carr, Roger (WR)	1982	9	2	Louisiana Tech
Castor, Chris (WR)	1983-84	23	0	Duke
Chadwick, Jeff (WR)	1989-91	39	0	Grand Valley State
Clancy, Sam (DE)	1983	13	0	Pittsburgh
Clark, Bernard (LB)	1991	2	0	Miami
Clark, Louis (WR)	1987-91	45	6	Mississippi State
Clarke, Ken (NT)	1988	16	1	Syracuse
Clune, Don (WR)	1976	9	1	Penn
Coder, Ron (G)	1976-77,			
	1979	43	19	Penn State
Coffield, Randy (LB)	1976	13	0	Florida State
Collins, Greg (LB)	1976	13	0	Notre Dame
Colquitt, Jimmy (P)	1985	2	0	Tennessee
Comeaux, Darren (LB)	1988-91	50	39	Arizona State
Cooke, Bill (DE-DT)	1978-80	34	3	Massachusetts
Corley, Chris (TE)	1987	1	0	South Carolina
Cortes, Julio (LB)	1987	3	3	Miami
Cotton, Marcus (LB)	1991	3	0	Southern California
Cowlings, Al (DE)	1976	1	0	Southern California
Crawford, Rufus (RB)	1978	16	0	Virginia State
Cronan, Peter (LB)	1977-79,			
	1981	50	3	Boston College
Cryder, Bob (T)	1984-86	32	25	Alabama
Curtis, Mike (LB)	1976	14	14	Duke
Daniels, David (WR)	1991	16	0	Penn State
Darby, Alvis (TE)	1976	1	0	Florida
Davis, Brian (CB)	1991	16	2	Nebraska
Davis, Fred (CB)	1987	1	1	Western Carolina
Davis, Harlan (CB)	1991	0*	0	Tennessee
Dean, Vernon (S)	1988	16	0	San Diego State
Dee, Donnie (TE)	1989	3	3	Tulsa
Demarie, John (G)	1976	9	8	Louisiana State
DeVita, Rob (LB)	1987	1	0	Illinois Benedictine
Dion, Terry (DE)	1980	9	2	Oregon
Dixon, Zachary (RB)	1983-84	26	2	Temple
Dodge, Dedrick (S)	1991	11	0	Florida State
Donnelly, Rick (P)	1990-91	19	0	Wyoming
Doornink, Dan (FB-RB)	1979-85	92	44	Washington State
Dorning, Dale (DE)	1987	3	3	Oregon
Dorris, Andy (DE)	1977	4	1	New Mexico State
Dove, Wes (DE)	1987	2	0	Syracuse
Dufek, Don (S)	1976-77,			
	1979-84	95	6	Michigan

Dugan, Bill (G)	1981-83	40	5	Penn State
Easley, Kenny (S)	1981-87	89	87	UCLA
East, Ron (DT)	1977	14	14	Montana State
Edmonds, Bobby Joe (RB)	1986-88	42	0	Arkansas
Edwards, Randy (DE-NT)	1984-87	52	4	Alabama
Eisenhooth, John (NT)	1987	1	0	Lock Haven
Eisenhooth, Stan (C)	1987-88	13	0	Towson State
Eller, Carl (DE)	1979	16	8	Minnesota
Engles, Rick (P)	1976-77	15	0	Tulsa
Essink, Ron (T)	1980-85	83	70	Grand Valley State
Evans, Norm (T)	1976-78	38	25	Texas Christian
Evans, Russell (WR)	1987	1	0	N.E. Missouri State
Fairbanks, Don (DE)	1987	3	3	Colorado
Fanning, Mike (DE)	1984	16	0	Notre Dame
Feasel, Grant (C)	1987-91	75	51	Abilene Christian
Fenner, Derrick (RB)	1989-91	32	23	North Carolina
Ferguson, Duke (WR)	1977-79	33	8	San Diego State
Fifer, Bill (T)	1979	0*	0	West Texas State
Finzer, Dave (P)	1985	12	0	DePauw
Fiones, Brian (LB)	1981-82	13	0	Washington State
Franklin, Byron (WR)	1985-87	33	1	Auburn
Franklin, Jethro (DE)	1989	7	1	Fresno State
Gaines, Greg (LB)	1981, 1983-88	88	43	Tennessee
Gamache, Vince (P)	1986	16	0	Cal State-Fullerton
Garcia, Frank (P)	1981	1	0	Arizona
Geddes, Ken (LB)	1976-78	36	25	Nebraska
Gilbert, Gale (QB)	1985-86	25	2	California
Glasgow, Nesby (S)	1988-91	64	29	Washington
Glaze, Charles (CB)	1987	3	2	South Carolina State
Godfrey, Chris (G)	1988	9	2	Michigan
Graff, Neil (QB)	1976	0*	0	Wisconsin
Graham, David (DE-NT)	1982, 1987	6	2	Morehouse
Grant, Will (C)	1986	7	6	Kentucky
Green, Boyce (RB)	1987	2	2	Carson-Newman
Green, Jacob (DE)	1980-91	178	176	Texas A&M
Green, Jessie (WR)	1979-80	23	0	Tulsa
Green, Sammy (LB)	1976-79	60	44	Florida
Green, Tony (KR)	1979	11	0	Florida
Greene, Danny (WR)	1985	4	0	Washington
Gregory, Bill (DE-DT)	1978-80	47	43	Wisconsin
Griffith, Russell (P)	1987	2	0	Weber State
Hagen, Mike (FB)	1987	2	1	Montana
Hagler, Scott (K)	1987	2	0	South Carolina
Hanousek, Matt (T-G)	1987	3	3	Utah State
Hansen, Don (LB)	1976	2	0	Illinois
Hardy, Andre (FB)	1985	3	1	St. Mary's
Hardy, Robert (DT)	1979-82	54	53	Jackson State
Harmon, Kevin (RB)	1988-89	9	0	Iowa
Harper, Dwayne (CB)	1988-91	64	46	South Carolina State
Harris, Elroy (RB)	1989	14	0	Eastern Kentucky
Harris, Franco (FB)	1984	8	6	Penn State
Harris, John (S)	1978-85	119	112	Arizona State
Harris, Richard (DE-DT)	1976-77	28	24	Grambling
Hart, Roy (NT)	1988-89	16	1	South Carolina
Hayes, Eric (DT)	1990-91	21	3	Florida State
Heck, Andy (T)	1989-91	48	41	Notre Dame
Heller, Ron (TE)	1990	16	5	Oregon State
Hernandez, Matt (T)	1983	8	1	Purdue
Herrera, Efen (K)	1978-81	60	0	UCLA
Hicks, Mark (LB)	1983	10	1	Arizona State
Hines, Andre (T)	1980	9	0	Stanford
Hire, Doug (C)	1987	3	1	Linfield
Hitchcock, Bill (T)	1991	16	9	Purdue
Hoaglin, Fred (C)	1976	13	7	Pittsburgh
Hollie, Doug (DE)	1987-88	5	0	Southern Methodist
Hollis, David (CB-S)	1987-89	27	0	Nevada-Las Vegas
Howard, Ron (TE)	1976-78	42	36	Seattle
Hudson, Gordon (TE)	1986	16	4	Brigham Young
Hughes, David (FB)	1981-85	69	27	Boise State
Hughes, Van (DT)	1987	1	1	Southwest Texas State
Hunter, Al (RB-FB)	1977-80	53	5	Notre Dame
Hunter, Patrick (CB)	1986-91	84	63	Nevada-Reno
Hyde, Glenn (C)	1986	3	0	Pittsburgh
Irvin, Darrell (DE)	1983	16	0	Oklahoma
Ivory, Horace (RB)	1981-82	12	0	Oklahoma

Jackson, Harold (WR)	1983	15	6	Jackson State
Jackson, Joe (LB)	1987	3	0	San Francisco State
Jackson, Michael (LB)	1979-86	105	78	Washington
Jackson, Terry (CB)	1984-85	32	0	San Diego State
Jefferson, James (CB)	1989-91	47	3	Texas A&I
Jenkins, Melvin (CB)	1987-90	60	20	Cincinnati
Jodat, Jim (FB)	1980-81	28	18	Carthage
Johns, Paul (WR)	1981-84	40	18	Tulsa
Johnson, Gregory (CB)	1981-83,			
	1986	56	3	Oklahoma State
Johnson, Johnnie (S)	1989	3	1	Texas
Johnson, M.L. (LB)	1987-89	37	9	Hawaii
Johnson, Norm (K)	1982-90	134	0	UCLA
Jolley, Gordon (G-T)	1976-77	26	15	Utah
Jones, Ernie (CB)	1976	9	3	Miami
Jones, Horace (DE)	1977	1	0	Louisville
Jones, James (FB)	1989-90	18	0	Florida
Jones, Mike (LB)	1977	12	0	Jackson State
Jones, Rod (TE)	1989	4	0	Washington
Juma, Kevin (WR)	1987	3	2	Idaho
Junkin, Trey (TE)	1990-91	28	0	Louisiana Tech
Justin, Kerry (CB)	1978-83,			
	1986-87	105	35	Oregon State
Kaiser, John (LB)	1984-86	48	0	Arizona
Kane, Tommy (WR)	1988-91	46	26	Syracuse
Kasay, John (K)	1991	16	0	Georgia
Kauahi, Kani (C)	1982-86	60	5	Hawaii
Kaumeyer, Thom (S)	1989-90	8	0	Oregon
Keel, Mark (TE)	1987	3	3	Arizona
Kemp, Jeff (QB)	1987-91	55	7	Dartmouth
Kennedy, Cortez (DT)	1990-91	32	18	Miami
Kinlaw, Reggie (NT)	1985-86	30	5	Oklahoma
Kraayeveld, Dave (DE-DT)	1978	12	0	Milton
Krieg, Dave (QB)	1980-91	129	116	Milton
Kuehn, Art (C-G)	1976-82	98	33	UCLA
Lane, Eric (FB-RB)	1981-87	97	12	Brigham Young
Largent, Steve (WR)	1976-89	200	197	Tulsa
Laughton, Jim (TE)	1986	6	0	San Diego State
Lavine, Paul (LB)	1987	3	1	Utah State
Le Bel, Harper (TE)	1989	16	0	Colorado State
Lee, Ronnie (T)	1990-91	25	16	Baylor
Lewis, Will (CB)	1980-81	26	0	Millersville State
Leyboldt, John (K)	1976-78	25	0	No College
Lindley, David (QB)	1987	0*	0	Linfield
Long, Doug (WR)	1977-78	16	0	Whitworth
Loville, Derek (RB)	1990-91	27	1	Oregon
Lurtsema, Bob (DE-DT)	1976-77	27	25	Western Michigan
Lynch, Tom (G)	1977-80	60	48	Boston College
Mack, Kim (S)	1987	1	0	Florida State
Mangiero, Dino (NT)	1984	15	0	Rutgers
Marinero, Ed (FB)	1977	2	0	Cornell
Martin, Amos (LB)	1977	2	0	Louisville
Mathison, Bruce (QB)	1987	3	2	Nebraska
Mattes, Ron (T)	1986-90	75	59	Virginia
Matthews, Al (S)	1976	14	14	Texas A&I
Maxwell, Vernon (LB)	1989	9	7	Arizona State
McAlister, Ken (S)	1982-83	11	0	San Francisco
McCullum, Sam (WR)	1976-81	91	78	Montana State
McCutcheon, Lawrence (FB)	1980	8	1	Colorado State
McElroy, Vann (S)	1990	10	0	Baylor
McGrath, Mark (WR)	1981	6	0	Montana State
McGwire, Dan (QB)	1991	1	1	San Diego State
McKenzie, Reggie (G)	1983-84	24	22	Michigan
McKinnis, Hugh (FB)	1976	11	5	Arizona State
McMakin, John (TE)	1976	12	1	Clemson
McMillan, Eddie (CB)	1976-77	28	28	Florida State
McNeal, Travis (TE)	1989-91	48	24	Tenn-Chattanooga
McShane, Charles (LB)	1977-79	29	0	Cal Lutheran
McVeigh, John (LB)	1987	3	3	Miami
Merriman, Sam (LB)	1983-87	71	1	Idaho
Metzelaars, Pete (TE)	1982-84	34	13	Wabash
Millard, Bryan (G-T)	1984-91	121	99	Texas
Miller, Darrin (LB)	1988-89	32	0	Tennessee
Miller, Donald (LB)	1990	7	0	Idaho State
Miller, Terry (RB)	1981	1	0	Oklahoma State

Minor, Vic (S)	1980-81	20	0	Northeast Louisiana
Mitz, Alonzo (DE)	1986-89	40	7	Florida
Moore, Alvin (RB)	1987	1	0	Arizona State
Moore, Jeff (RB)	1979-81	32	3	Jackson State
Moore, Mark (S)	1987	5	0	Oklahoma State
Morris, Michael (C)	1990	4	0	N.E. Missouri State
Morris, Randall (RB)	1984-88	61	2	Tennessee
Morton, Michael (RB)	1987	2	0	Nevada-Las Vegas
Moyer, Paul (S)	1983-89	98	30	Arizona State
Munson, Bill (QB)	1976	6	0	Utah State
Myer, Steve (QB)	1976-79	13	4	New Mexico
Nash, Joe (DT-NT)	1982-91	146	111	Boston College
Nelson, Ralph (RB)	1976	7	3	No College
Newbill, Richard (LB)	1990-91	2	0	Miami
Newton, Bob (G)	1976-81	82	66	Nebraska
Niehaus, Steve (DE-DT)	1976-78	36	20	Notre Dame
Norman, Joe (LB)	1979-81, 83	50	10	Indiana
O'Brien, Mike (S)	1979	3	0	California
O'Callaghan, John (TE)	1987	1	0	San Diego State
Olds, Bill (FB)	1976	1	1	Nebraska
Orns, Fred (LB)	1987	2	0	Chapman College
Packer, Walter (CB-KR)	1977	10	0	Mississippi State
Pardridge, Curt (WR)	1987	3	0	Northern Illinois
Parros, Rick (FB-RB)	1985, 1987	5	1	Utah State
Peets, Brian (TE)	1978-79	25	14	Pacific
Penchion, Bob (G)	1976	13	13	Alcorn A&M
Perryman, Dean (C)	1987	1	0	Washington
Polowski, Larry (LB)	1979	14	0	Boise State
Porter, Rufus (LB)	1988-91	59	30	Southern
Powell, Alvin (G)	1987-88	18	0	Winston-Salem State
Pratt, Robert (G)	1982-85	52	52	North Carolina
Preece, Steve (S)	1977	14	14	Oregon State
Price, Ernie (DE)	1978-79	16	15	Texas A&I
Raible, Steve (WR)	1976-81	83	8	Georgia Tech
Ramsey, Greg (DE)	1987	2	0	Fresno State
Rayhle, Fred (TE)	1977	2	0	Tenn-Chattanooga
Reece, Geoff (C)	1977	5	0	Washington State
Rennaker, Terry (LB)	1980	15	0	Stanford
Richards, Howard (T)	1987	2	2	Missouri
Ridgle, Elston (DE)	1989	2	0	Nevada-Reno
Robinson, Eugene (S)	1985-91	108	90	Colgate
Robinson, Shelton (LB)	1982-85	56	35	North Carolina
Roche, Alden (DE)	1977-78	21	12	Southern
Rodriguez, Ruben (P)	1987-89	44	0	Arizona
Romes, Charles (CB)	1987	0#	0	North Carolina Central
Ross, Dan (TE)	1985	10	5	Northeastern
Ross, Oliver (RB)	1976	14	10	Alabama A&M
Sager, Ken (TE)	1987	3	1	Western Washington
Salisbury, Sean (QB)	1986	0*	0	Southern California
Sandifer, Bill (DT)	1977-78	16	15	UCLA
Sanford, Rick (S)	1985	5	0	South Carolina
Sawyer, John (TE)	1977-78,			
	1980-82	65	39	Southern Mississippi
Scales, Dwight (WR)	1984	4	0	Grambling
Scholtz, Bruce (LB)	1982-88	96	95	Texas
Schreiber, Adam (G)	1984	6	0	Texas
Scoggins, Ron (T)	1987	3	0	Nevada-Las Vegas
Sevy, Jeff (G-T)	1979-80	19	5	California
Simonson, Dave (T)	1976	5	0	Minnesota
Simpson, Keith (CB-S)	1978-85	108	70	Memphis State
Sims, David (FB-RB)	1977-79	29	12	Georgia Tech
Sims, Jack (G)	1987	3	2	Hawaii
Sinclair, Michael (DE)	1991	0*	0	Eastern New Mexico
Singer, Curt (T)	1986,			
	1990-91	24	0	Tennessee
Skansi, Paul (WR)	1984-91	100	2	Washington
Skow, Jim (DE)	1991	11	1	Nebraska
Smith, Dallis (S)	1987	3	3	Valdosta State
Smith, Sherman (RB)	1976-82	82	68	Miami, Ohio
Snell, Donald (WR)	1987	1	0	Virginia Tech
Spagnola, John (TE)	1988	16	4	Yale
Stark, Chad (FB)	1987	2	0	North Dakota State
Stephens, Rod (LB)	1989-91	30	0	Georgia Tech
Stouffer, Kelly (QB)	1988-91	13	9	Colorado State



Strozier, Wilbur (TE)	1987	12	3	Georgia
Sutherland, Doug (DT)	1981	16	6	Wisconsin-Superior
Taylor, Terry (CB)	1984-88	74	52	Southern Illinois
Teal, Jimmy (WR)	1987-88	6	2	Texas A&M
Terry, Joe (LB)	1987	2	0	Cal State-Hayward
Testerman, Don (FB)	1976-78	44	26	Clemson
Thomas, Doug (WR)	1991	11	0	Clemson
Thomas, Garth (G)	1987	1	1	Washington
Thomas, Ricky (S)	1987	1	1	Alabama
Thomas, Rodell (LB)	1981-82	19	1	Alabama State
Tice, Mike (TE)	1981-88, 1990-91	130	83	Maryland
Tipton, Dave (DE)	1976	12	12	Stanford
Tipton, Rico (LB)	1987	3	2	Washington State
Tofflemire, Joe (C)	1989-91	16	0	Arizona
Tuiasosopo, Manu (DT-DE-NT)	1979-83	73	64	UCLA
Turner, Daryl (WR)	1984-87	59	40	Michigan State
Turner, Kevin (LB)	1981	8	0	Pacific
Tuten, Rick (P)	1991	10	0	Florida State
Tyler, Robert (TE)	1989	9	9	South Carolina State
Wagner, Vince (K)	1981	0*	0	Northwestern, Minn.
Waits, Alex (P)	1991	3	0	Texas
Walker, Byron (WR)	1982-86	58	3	Citadel
Walker, Tim (LB)	1980	16	0	Savannah State
Walsh, Jim (FB)	1980	4	0	San Jose State
Warner, Curt (RB)	1983-89	93	92	Penn State
Warren, Chris (RB)	1990-91	32	1	Ferrum
Weaver, Herman (P)	1977-80	61	0	Tulsa
Weber, Roger (G)	1987	0*	0	Kent State
Webster, Cornell (CB)	1977-80	52	33	Tulsa
West, Jeff (P)	1981-85	58	0	Cincinnati
Wheat, Warren (G)	1989-91	16	7	Brigham Young
White, Chris (S)	1987	1	0	Tennessee
White, Jim (DE)	1976	2	0	Colorado State
White, Mike (DT)	1981-82	20	8	Albany State
Wiley, Charles (DT)	1987	1	1	Nevada-Las Vegas
Williams, Eugene (LB)	1982-83	13	1	Tulsa
Williams, James (FB)	1987	1	0	Fresno State
Williams, John (FB)	1985	2	0	Wisconsin
Williams, John L. (FB)	1986-91	91	89	Florida
Williams, Lester (NT)	1987	2	0	Miami
Wilmer, Ray (S)	1984	3	0	Louisiana Tech
Wilson, Mike (T)	1986-89	60	60	Georgia
Wimmer, Gary (LB)	1983	3	0	Stanford
Wooden, Terry (LB)	1990-91	24	23	Syracuse
Woods, Larry (DT)	1976	6	0	Tennessee State
Woods, Tony (LB-DE)	1987-91	74	64	Pittsburgh
Woolsey, Rolly (CB)	1976	14	11	Boise State
Wyman, David (LB)	1987-91	50	45	Stanford
Yarno, John (C)	1977-82	74	62	Idaho
Young, Charle (TE)	1983-85	45	43	Southern California
Young, Fredd (LB)	1984-87	60	41	New Mexico State
Young, Renard (CB)	1987	3	3	Nevada-Las Vegas
Zorn, Jim (QB)	1976-84	126	100	Cal Poly-Pomona

\* on active roster, but did not play in a game

# played in playoff game only

# COACHES ALL-TIME ROSTER

(29 Coaches)

Name (Responsibility)	Years	College
Becker, John (Off. Coord./Receivers)	1989-91	Cal State-Northridge
Boghosian, Sam (Off. Coord./OL)	1976-77	UCLA
Catlin, Tom (Asst. Head Coach/ Def. Coord./LBs)	1983-91	Oklahoma
Christensen, Jack (DBs)	1978-82	Colorado State
Dyer, George (DL)	1983-91	Cal-Santa Barbara
Harris, Chick (RBs)	1983-91	Northern Arizona
Hawkins, Ralph (DBs)	1983-88	Maryland
Hollway, Bob (Def. Coord./DBs)	1976-77	Michigan
Knox, Chuck (Head Coach)	1983-91	Juniata
Lauterbur, Frank (DL)	1982	Mt. Union
Leggett, Earl (DL)	1976-77	Louisiana State
MacDonald, Andy (RBs)	1976-82	Central Michigan
McCormack, Mike (Head Coach)	1982	Kansas
Meyer, Ken (QBs)	1983-91	Denison
Moore, Steve (WRs) (Off. Coord./WRs)	1983-85 1986-88	Cal-Santa Barbara Occidental
Mora, Jim (DL)	1978-81	Arizona State
Moyer, Paul (Special Assignments)	1990-91	Hillsdale
Mudd, Howard (OL)	1978-82	Oregon
Patera, Jack (Head Coach)	1976-82	
Peccatiello, Larry (LBs) (Def. Coord./LBs)	1976-77 1978-80	William and Mary
Perry, Rod (DBs)	1989-91	Colorado
Prochaska, Ray (Off. Coord./OL)	1983-85	Nebraska
Purnell, Russ (Special Assignments) (TEs/Asst. Special Teams)	1986 1987-91	Whittier
Raines, Frank (Strength and Conditioning)	1990-91	George Mason
Rhome, Jerry (QBs/Receivers) (Off. Coord./QBs/Receivers)	1976-77 1978-82	Tulsa
Simpson, Jackie (Def. Coord./LBs)	1981-82	Mississippi
Stephenson, Kent (OL)	1985-91	Northern Iowa
Tillman, Rusty (Special Teams) (Special Teams/TEs)	1979-82 1983-86	
(Special Teams/LBs)	1987-91	Northern Arizona
Vitt, Joe (Special Assignments)	1982-91	Towson State

## KINGDOME

The Kingdome, at a cost of \$67 million and with a seating capacity of 66,000 for football, is the least expensive domed, air-conditioned stadium of its size in the world.

Built on a 35.9-acre site just south of Seattle's central business district, the walls of the Dome anchor the world's largest self-supporting concrete roof.

The first professional football game in the Kingdome, August 1, 1976, between the Seahawks and San Francisco 49ers drew 60,825 fans. Since that time, the Seahawks have soldout 145 of their last 148 games, including preseason and postseason games, dating from 1978 to 1991. The Kingdome is also the home of the American League Seattle Mariners. Among other events held in the Kingdome have been the Auto Show, Big Seattle Boat Show, rock concerts, the 1977 AFC-NFC Pro Bowl, 1979 Major League Baseball All-Star Game, the 1984 and 1989 NCAA Final Four Basketball Championships, the 1987, 1988 and 1991 NCAA West Regional Finals, the 1987 NBA All-Star Game, and the Billy Graham Crusade.

# CAREER HONORS

## Captains

	Offense	Defense	Special Teams
1976	Norm Evans, T	Mike Curtis, LB	Ed Bradley, LB
1977	Norm Evans, T	Eddie McMillan, S	Steve Preece, S
1978	Norm Evans, T	Dennis Boyd, DT	Autry Beamon, S
1979	Steve Largent, WR	Dennis Boyd, DE	Autry Beamon, S
1980	Steve Largent, WR	Keith Simpson, S	
1981	Steve Largent, WR	Keith Simpson, S	Don Dufek, S
1982	Steve Largent, WR	Keith Simpson, S	Don Dufek, S
1983	Steve Largent, WR	Dave Brown, CB	Eric Lane, RB
1984	Charle Young, TE	Dave Brown, CB	Eric Lane, RB
1985	Steve Largent, WR	Dave Brown, CB	Eric Lane, RB
1986	Steve Largent, WR	Dave Brown, CB	Eric Lane, FB
1987	Steve Largent, WR Curt Warner, RB	Kenny Easley, S	Paul Moyer, S
1988	Steve Largent, WR	Jacob Green, DE Eugene Robinson, S	Game-to-Game
1989	Steve Largent, WR	Jacob Green, DE	Game-to-Game
1990	Dave Krieg, QB	Jacob Green, DE	Game-to-Game
1991	Dave Krieg, QB	Jacob Green, DE	Game-to-Game

## Marcus Nalley Trophy

(Seahawks MVP as voted by teammates)

1976	Jim Zorn, QB	1984	Kenny Easley, S
1977	Steve Largent, WR	1985	Steve Largent, WR
1978	Jim Zorn, QB	1986	Curt Warner, RB
1979	Steve Largent, WR	1987	Steve Largent, WR
1980	Sam McCullum, WR	1988	John L. Williams, FB
1981	Steve Largent, WR	1989	Brian Blades, WR
1982	Kenny Easley, S	1990	John L. Williams, FB
1983	Curt Warner, RB	1991	Eugene Robinson, S

## Ring of Honor

1989	Steve Largent	1991	Jim Zorn
------	---------------	------	----------

## Steve Largent Award

1989	Steve Largent	1991	Rufus Porter
1990	Jacob Green		

## Pro Bowl

1978	Steve Largent, WR
1979	Steve Largent, WR
1981	Steve Largent, WR
1982	Kenny Easley, S
1983	Kenny Easley, S (starter); Curt Warner, RB (starter)
1984	Dave Brown, CB; Kenny Easley, S (unanimous selection); Norm Johnson, K; Dave Krieg, QB; Steve Largent, WR; Joe Nash, NT (starter); Fredd Young, Sp.
1985	Kenny Easley, S (starter); Steve Largent, WR (starter); Fredd Young, Sp.
1986	Bobby Joe Edmonds, KR; Jacob Green, DE; Steve Largent, WR (starter); Curt Warner, RB (starter); Fredd Young, LB (starter)
1987	Kenny Easley, S (starter); Jacob Green, DE; Steve Largent, WR (starter); Curt Warner, RB (starter); Fredd Young, LB (starter)
1988	Dave Krieg, QB; Rufus Porter, Sp.
1989	Brian Blades, WR; Dave Krieg, QB; Rufus Porter, Sp.
1990	John L. Williams, FB
1991	Cortez Kennedy, DT; John L. Williams, FB

## National Honors

1978	Jack Patera (NFL Coach of the Year); John Thompson (NFL Executive of the Year)
1983	Chuck Knox (NFL Coach of the Year)
1984	Kenny Easley (NFL Defensive Player of the Year); Chuck Knox (NFL Coach of the Year)
1988	Steve Largent (NFL Man of the Year)



# DRAFT

## 1976 VETERAN ALLOCATION

Player, Pos.	Former Team	Player, Pos.	Former Team
Wayne Baker, DT	San Francisco	Gordon Jolley, T	Detroit
Carl Barisich, DT	Cleveland	Gary Keithley, QB	St. Louis
Nick Bebout, T	Atlanta	Art Kuehn, C	Washington
Lyle Blackwood, DB	Cincinnati	Kerry Marbury, RB	New England
Ed Bradley, LB	Pittsburgh	Al Matthews, DB	Green Bay
Dave Brown, DB	Pittsburgh	Sam McCullum, WR	Minnesota
Don Clune, WR	N.Y. Giants	John McMakin, TE	Detroit
Rondy Colbert, DB	N.Y. Giants	Eddie McMillan, DB	L.A. Rams
Dwayne Crump, DB	St. Louis	Bill Olds, RB	Baltimore
Mike Curtis, LB	Baltimore	Jesse O'Neal, DE	Houston
Jerry Davis, DB	N.Y. Jets	Joe Owens, DE	New Orleans
John Demarie, G	Cleveland	Bob Penchion, G	San Francisco
Norm Evans, T	Miami	Bob Picard, WR	Philadelphia
Ken Geddes, LB	L.A. Rams	Rocky Rasley, G	Kansas City
Neil Graff, QB	New England	Steve Taylor, DB	Denver
Don Hansen, LB	Atlanta	Dave Tipton, DE	San Diego
Gary Hayman, RB	Buffalo	Charles Waddell, TE	San Diego
Fred Hoaglin, C	Houston	Larry Woods, DT	N.Y. Jets
Ron Howard, TE	Dallas	Rolly Woolsey, DB	Dallas
Ken Hutcherson, LB	Green Bay		

## 1976 COLLEGE DRAFT

1. Steve Niehaus, DT	Notre Dame	6. Alvis Darby, TE	Florida
2a. Sammy Green, LB	Florida	7. Dick Dixon, DT	Arkansas St.
2b. Sherman Smith, WR	Miami, OH	8. Larry Shipp, WR	Louisiana St.
3a. Steve Raible, WR	Georgia Tech	9. Bob Bos, T	Iowa St.
3c. Jeff Lloyd, DE	West Texas St.	10. Randy Coffield, LB	Florida St.
3b. Rick Engles, P	Tulsa	11. Keith Muehr, P	Southwestern La.
3c. Don Bitterlich, K	Temple	12. Ron Barnett, WR	Texas Arlington
4a. Steve Myer, QB	New Mexico	13. Andy Reid, RB	Georgia
4b. Randy Johnson, G	Georgia	14. Jarvis Blinks, DB	Northwestern St.
4c. Andrew Bolton, RB	Fisk	15. Dan Smith, T	Washington St.
5a. Don Dufek, DB	Michigan	16. Jeff Urczyk, G	Georgia Tech
5b. Ernie Jones, DB	Miami	17. Chris Rowland, QB	Washington
5c. Larry Bates, FB	Miami		

## 1977 COLLEGE DRAFT

1a. (choice traded to Dallas)		4a. John Yarno, C	Idaho
1b. Steve August, G (choice from Dallas)	Tulsa	4b. Larry Seivers, WR (choice from Minnesota for Ahmad Rashad, WR)	Tennessee
2a. Tom Lynch, T (choice from Dallas)	Boston College	5. (choice traded to Detroit for Bill Munson, QB)	
2b. (choice traded to L.A. Rams for draft choice and Geoff Reece, C)		6. Tony Benjamin, FB	Duke
2c. Terry Beeson, LB (choice from Dallas)	Kansas	7. David Sims, RB-FB	Georgia Tech
2d. Peter Cronan, LB (choice from L.A. Rams)	Boston College	8. (choice traded to Houston for Steve Largent, WR)	
2e. (choice traded to Dallas for WR Duke Ferguson. Choice from Dallas)		9. George Adzick, S	Minnesota
3. Dennis Boyd, DE	Oregon State	10. Sam Adkins, QB	Wichita State
		11. Bill Westbeld, T	Dayton
		12. I.V. Wilson, DT	Tulsa

## 1978 COLLEGE DRAFT

1. Keith Simpson, DB	Memphis State	9. Rich Grimmett, T	Illinois
2. Keith Butler, LB	Memphis State	10. Rob Stewart, WR	Lafayette
3. Bob Jury, DB	Pittsburgh	11a. (choice traded to New Orleans for Andy Dorris, DE)	
4. Al Hunter, RB (choice exercised in 1977 supplemental draft)	Notre Dame	11b. George Halas, LB	Miami
5. Louis Bullard, T	Jackson State	(choice from Miami for Carl Barisich, DE)	
6. Glenn Starks, WR	Texas A & I	12. Jeff Bergeron, RB	Lamar
7. John Harris, DB	Arizona State		
8. (choice traded to Minnesota for Autry Beamon, S and Amos Martin, LB)			

## 1979 COLLEGE DRAFT

1. Manu Tuiaosopo, DT	UCLA	5. (choice traded to Dallas for Efen Herrera, K)	
2. Joe Norman, LB	Indiana	6. (choice traded to Dallas for Bill Gregory, DE)	
3a. Michael Jackson, LB (choice from San Francisco for Bob Jury, S)	Washington	7a. Larry Polowski, LB	Boise State
3b. (choice traded to Dallas for Bill Gregory, DE)		(choice from Washington for Don Testerman, FB)	
3c. (choice traded to San Francisco in Bob Jury deal)		7b. (choice traded to Washington in Don Testerman deal)	
4a. (choice voluntarily given to Buffalo for Ahmad Rashad signing) (choice acquired from Tampa Bay for Larry Seivers, WR)		8. (choice traded to Detroit for Ernie Price, DE)	
4b. Mark Bell, TE	Colorado State	9. Ezra Tate, RB	Mississippi State
		10. Robert Hardy, DT	Jackson State
		11. Jim Hinesly, G	Michigan State
		12. Jeff Moore, RB	Jackson State

## 1980 COLLEGE DRAFT

1a. Jacob Green, DE (choice from Buffalo)	Texas A & M	7. (choice traded to N.Y. Giants for Dan Doornink, FB)	
1b. (choice traded to Buffalo)		8a. Vic Minor, S	Northeast Louisiana
2. Andre Hines, T	Stanford	8b. Jack Cosgrove, C	Pacific
3. (choice traded to Buffalo)		9. Jim Swift, T	Iowa
4. Terry Dion, DE	Oregon	10a. Ron Essink, T	Grand Valley State
5a. Joe Steele, RB	Washington	10b. Billy Reaves, WR	Morris Brown
5b. Daniel Jacobs, DE (choice from Washington for Don Testerman, FB)	Winston-Salem State	(choice from Houston for Sammy Green, LB)	
6. Mark McNeal, DE	Idaho	11. Tali Ena, RB	Washington State
		12. Presnell Gilbert, CB	U.S. International Univ.

## 1981 COLLEGE DRAFT

- |   |                             |  |                  |
|---|-----------------------------|--|------------------|
| 1. Kenny Easley, S                        | UCLA                        | 8. Eric Lane, RB                           | Brigham Young    |
| 2. David Hughes, FB                       | Boise State                 | 9a. Jim Stone, RB                          | Notre Dame       |
| 3. Bill Dugan, G                          | Penn State                  | 9b. Jim Whately, WR                        | Washington State |
| 4. Scott Phillips, WR                     | Brigham Young               | (choice from Minnesota for Nick Bebout, T) |                  |
| 5. <b>Edwin Bailey, G</b>                 | <b>South Carolina State</b> | 10. Ken Dawson, RB                         | Savannah State   |
| 6. Steve Durham, DE                       | Clemson                     | 11. Lance Olander, RB                      | Colorado         |
| 7a. Ron Johnson, WR                       | Long Beach State            | 12. Jeff Bednarek, DT                      | Pacific          |
| 7b. Brad Scovill, TE                      | Penn State                  |  |                  |
| (choice from Houston for Sammy Green, LB) |                             |  |                  |

## 1982 COLLEGE DRAFT

- |   |                |                        |              |
|---|----------------|------------------------|--------------|
| 1. <b>Jeff Bryant, DE</b>                               | <b>Clemson</b> | 6. Jack Campbell, T    | Utah         |
| 2. Bruce Scholtz, LB                                    | Texas          | 7. Eugene Williams, LB | Tulsa        |
| 3a. (choice traded to New England for Horace Ivory, RB) |                | 8. Chester Cooper, WR  | Minnesota    |
| 3b. Pete Metzelaars, TE                                 | Wabash         | 9. David Jefferson, LB | Miami        |
| (choice from Buffalo for Tom Lynch, G)                  |                | 10. Craig Austin, LB   | South Dakota |
| 4. (choice traded to St. Louis for Theotis Brown, RB)   |                | 11. Sam Clancy, TE     | Pittsburgh   |
| 5. (choice traded to Los Angeles for Jim Jodat, FB)     |                | 12. Frank Naylor, C    | Rutgers      |

## 1983 COLLEGE DRAFT

- |   |            |                        |               |
|---|------------|------------------------|---------------|
| 1a. Curt Warner, RB                                   | Penn State | 6. Reginald Gipson, FB | Alabama A & M |
| (choice from Houston)                                 |            | 7. Sam Merriman, LB    | Idaho         |
| 1b. (choice traded to Houston)                        |            | 8. Matt Hernandez, T   | Purdue        |
| 2. (choice traded to Houston)                         |            | 9. Bob Clasby, T       | Notre Dame    |
| 3. (choice traded to Houston)                         |            | 10. Pete Speros, G     | Penn State    |
| 4. (choice traded to St. Louis for Theotis Brown, RB) |            | 11. Bob Mayberry, G    | Clemson       |
| 5. Chris Castor, WR                                   | Duke       | 12. Don Dow, T         | Washington    |

## 1984 COLLEGE DRAFT

- |   |                   |  |                  |
|---|-------------------|--|------------------|
| 1. Terry Taylor, CB   | Southern Illinois | 5b. (choice traded to Baltimore for Robert Pratt, G) |                  |
| 2. Daryl Turner, WR   | Michigan State    | 6. John Kaiser, LB                                   | Arizona          |
| 3. Fredd Young, LB  | New Mexico State  | 7. Sam Slater, T                                     | Weber State      |
| 4a. Rickey Hagood, NT   | South Carolina    | 8. John Puzar, C                                     | Long Beach State |
| (choice from San Francisco for Manu Tuiaosopo, NT)  |                   | 9. Adam Schreiber, G                                 | Texas            |
| 4b. (choice traded to Baltimore for Roger Carr, WR)   |                   | 10. Randall Morris, RB                               | Tennessee        |
| 5a. (choice traded to N.Y. Giants for Terry Jackson, CB. Choice acquired from San Diego for Roger Carr, WR) |                   | 11. Steve Gemza, T                                   | UCLA             |
|   |                   | 12. Theo Windham, S                                  | Utah State       |

## 1984 SUPPLEMENTAL DRAFT

- |                      |                     |                     |        |
|----------------------|---------------------|---------------------|--------|
| 1. Gordon Hudson, TE | Brigham Young       | 3. Frank Seurer, QB | Kansas |
| 2. Alvin Powell, G   | Winston-Salem State |                     |        |

## 1985 COLLEGE DRAFT

- |   |                     |   |                  |
|---|---------------------|---|------------------|
| 1. (choice traded to Cincinnati for Blair Bush, C)      |                     | 7. Ron Mattes, T                                      | Virginia         |
| 2. Owen Gill, FB  | Iowa                | 8. Judious Lewis, WR                                  | Arkansas State   |
| 3. Danny Greene, WR                                     | Washington          | 9. Bob Otto, DE                                       | Idaho State      |
| 4. Tony Davis, TE                                       | Missouri            | 10a. John Conner, QB                                  | Arizona          |
| 5a. Mark Napolitan, C                                   | Michigan State      | 10b. James Bowers, S                                  | Memphis State    |
| (choice from San Diego for Roger Carr, WR)              |                     | (choice from San Francisco for Manu Tuiaosopo, NT)    |                  |
| 5b. Arnold Brown, CB                                    | N. Carolina Central | 11. Louis Cooper, LB                                  | Western Carolina |
| (choice from Pittsburgh for Steve August, T)            |                     | 12. (choice traded to Buffalo for Reggie McKenzie, G) |                  |
| 5c. Johnnie Jones, RB                                   | Tennessee           |   |                  |
| 6. (choice traded to N.Y. Giants for Terry Jackson, CB) |                     |   |                  |

## 1986 COLLEGE DRAFT

- |   |                    |  |                  |
|---|--------------------|--|------------------|
| 1. <b>John L. Williams, FB</b>                      | <b>Florida</b>     | 7b. Paul Miles, RB                                       | Nebraska         |
| 2. (choice traded to New England for Bob Cryder, T) |                    | (choice from Cleveland for the rights to Sam Clancy, DE) |                  |
| 3. <b>Patrick Hunter, CB</b>                        | <b>Nevada-Reno</b> | 8. Alonzo Mitz, DE                                       | Florida          |
| 4. (choice traded to Cincinnati for Dan Ross, TE)   |                    | 9. Michael Black, T                                      | Sacramento State |
| 5. Bobby Joe Edmonds, WR                            | Arkansas           | 10. Don Fairbanks, DE                                    | Colorado         |
| 6. Eddie Anderson, S                                | Fort Valley State  | 11. David Norrie, QB                                     | UCLA             |
| 7a. (choice traded to Buffalo for Jon Borchardt, G) |                    | 12. John McVeigh, LB                                     | Miami            |

## 1987 COLLEGE DRAFT

- |  |                   |  |                          |
|--|-------------------|--|--------------------------|
| 1. <b>Tony Woods, LB</b>                             | <b>Pittsburgh</b> | 7a. Roland Barbay, NT                      | Louisiana State          |
| 2. <b>David Wyman, LB</b>                            | <b>Stanford</b>   | (choice from Minnesota for John Harris, S) |                          |
| 3. (choice traded to Cincinnati for Mike Wilson, T)  |                   | 7b. Derek Tennell, TE                      | UCLA                     |
| 4. Mark Moore, S                                     | Oklahoma State    | 8. Sammy Garza, QB                         | Texas-El Paso            |
| 5a. Tommie Agee, FB                                  | Auburn            | 9. M.L. Johnson, LB                        | Hawaii                   |
| (choice from Detroit for Shelton Robinson, LB)       |                   | 10. <b>Louis Clark, WR</b>                 | <b>Mississippi State</b> |
| 5b. Ruben Rodriguez, P                               | Arizona           | 11. Daryl Oliver, RB                       | Miami                    |
| 6. (choice traded to Philadelphia for Greg Naron, G) |                   | 12a. Wes Dove, DE                          | Syracuse                 |
|  |                   | (choice from Green Bay for Dan Ross, TE)   |                          |
|  |                   | 12b. Tony Burse, FB                        | Middle Tennessee St.     |

## 1988 COLLEGE DRAFT

- |   |                 |  |                             |
|---|-----------------|--|-----------------------------|
| 1. Brian Bosworth, LB   | Oklahoma        | 6. Roy Hart, NT                            | South Carolina              |
| (choice exercised in 1987 supplemental draft)   |                 | 7. Ray Jackson, CB                         | Ohio State                  |
| 2. <b>Brian Blades, WR</b>  | <b>Miami</b>    | 8. Robert Tyler, TE                        | South Carolina State        |
| 3. <b>Tommy Kane, WR</b>  | <b>Syracuse</b> | 9. Deatrich Wise, NT                       | Jackson State               |
| 4. Kevin Harmon, RB   | Iowa            | 10. Derwin Jones, DE                       | Miami                       |
| 5a. (choice traded to Phoenix for <b>Kelly Stouffer, QB</b> . Choice from Dallas Cowboys for Ron Essink, T) |                 | 11a. Rick McLeod, T                        | Washington                  |
| (choice traded to San Francisco for Jeff Kemp, QB)  |                 | (choice from Green Bay for Dave Brown, CB) |                             |
|   |                 | 11b. <b>Dwayne Harper, CB</b>              | <b>South Carolina State</b> |
|   |                 | 12. Dave DesRochers, T                     | San Diego State             |

## 1989 COLLEGE DRAFT

- |   |                              |   |                         |
|---|------------------------------|---|-------------------------|
| 1a. <b>Andy Heck, T</b><br>(choice from Indianapolis for <b>Fredd Young, LB</b> )     | <b>Notre Dame</b>            | 5. (choice traded to Phoenix for <b>Kelly Stouffer, QB</b> )                            |                         |
| 1b. (choice traded to Phoenix for <b>Kelly Stouffer, QB</b> )                         |                              | 6. (choice traded to Tampa Bay with <b>Randy Edwards, NT</b> for <b>Ron Heller, T</b> ) |                         |
| 2. <b>Joe Tofflemire, C</b>   | <b>Arizona</b>               | 7. <b>Mike Nettles, CB</b>  | <b>Memphis State</b>    |
| 3. <b>Elroy Harris, RB</b>  | <b>Eastern Kentucky</b>      | 8. <b>Marlin Williams, DE</b>   | <b>Western Illinois</b> |
| 4a. <b>Travis McNeal, TE</b>  | <b>Tennessee-Chattanooga</b> | 9. <b>David Franks, G</b>   | <b>Connecticut</b>      |
|   |                              | 10. <b>Derrick Fenner, RB</b>   | <b>North Carolina</b>   |
| 4b. <b>James Henry, RS/CB</b><br>(choice from Philadelphia for <b>Ron Heller, T</b> ) | <b>Southern Mississippi</b>  | 11. <b>Mike Baum, DE</b>  | <b>Northwestern</b>     |
|   |                              | 12. <b>R.J. Kors, S</b>   | <b>Long Beach State</b> |

## 1990 COLLEGE DRAFT

- |  |                 |   |                       |
|--|-----------------|---|-----------------------|
| 1a. <b>Cortez Kennedy, DT</b><br>(choice from New England)                                   | <b>Miami</b>    | 4. <b>Chris Warren, RB</b>                              | <b>Ferrum</b>         |
| 1b. (choice traded to New England)   |                 | 5. <b>Eric Hayes, DT</b>                                | <b>Florida State</b>  |
| 1c. (choice traded to New England)<br>(choice from Indianapolis for <b>Fredd Young, LB</b> ) |                 | 6. <b>Ned Bolcar, LB</b>                                | <b>Notre Dame</b>     |
| 2a. <b>Terry Wooden, LB</b><br>(choice acquired from New England)                            | <b>Syracuse</b> | 7. <b>Bob Kula, T</b>                                   | <b>Michigan State</b> |
| 2b. <b>Robert Blackmon, S</b>  | <b>Baylor</b>   | 8. <b>Bill Hitchcock, T</b>                             | <b>Purdue</b>         |
| 3. (choice traded to New England)  |                 | 9. (choice traded to Dallas for <b>Daryl Smith, T</b> ) |                       |
|  |                 | 10. <b>Robert Morris, DE</b>                            | <b>Valdosta State</b> |
|  |                 | 11. <b>Daryl Reed, CB</b>                               | <b>Oregon</b>         |
|  |                 | 12. <b>John Gromos, QB</b>                              | <b>Vanderbilt</b>     |

## 1991 COLLEGE DRAFT

- |  |                        |   |                       |
|--|------------------------|---|-----------------------|
| 1. <b>Dan McGwire, QB</b><br>(choice traded to the Los Angeles Raiders)    | <b>San Diego State</b> | 7. (choice traded to the Atlanta Falcons for <b>Ronnie Lee, T</b> )       |                       |
| 2a. <b>Doug Thomas, WR</b><br>(choice from the Los Angeles Raiders)        | <b>Clemson</b>         | 8. (choice traded to the Los Angeles Raiders for <b>Vann McElroy, S</b> ) |                       |
| 3. <b>David Daniels, WR</b><br>(choice traded to the New England Patriots) | <b>Penn State</b>      | 9. (choice traded to the Cleveland Browns for <b>Bob Buczkowski, DE</b> ) |                       |
| 4a. (choice traded to the New England Patriots)                            |                        | 10. <b>Erik Ringoen, LB</b>   | <b>Hofstra</b>        |
| 4b. <b>John Kasay, K</b><br>(choice from the Los Angeles Raiders)          | <b>Georgia</b>         | 11. <b>Tony Stewart, RB</b>   | <b>Iowa</b>           |
| 5. <b>Harlan Davis, CB</b>   | <b>Tennessee</b>       | 12. <b>Ike Harris, T</b>  | <b>South Carolina</b> |
| 6. <b>Michael Sinclair, DE</b>   | <b>E. New Mexico</b>   |   |                       |

## 1992 COLLEGE DRAFT

- |  |                          |                                     |                          |
|--|--------------------------|-------------------------------------|--------------------------|
| 1. <b>Ray Roberts, T</b><br>(choice traded to the Minnesota Vikings for <b>Keith Millard, DT</b> )   | <b>Virginia</b>          | 7. <b>Mike Frier, DE</b>            | <b>Appalachian State</b> |
| 3. <b>Bob Spitulski, LB</b><br>(choice traded to the New Orleans Saints for <b>Rueben Mays, RB</b> ) | <b>Central Florida</b>   | 8. <b>Muhammad Shamsid-Deen, RB</b> | <b>Tenn.-Chattanooga</b> |
| 5. <b>Gary Dandridge, S</b>  | <b>Appalachian State</b> | 9. <b>Larry Stayner, TE</b>         | <b>Boise State</b>       |
| 6. <b>Michael Bayes, WR</b>  | <b>Arizona</b>           | 10. <b>Anthony Hamlet, DE</b>       | <b>Miami</b>             |
|  |                          | 11. <b>Kris Rongen, G</b>           | <b>Washington</b>        |
|  |                          | 12a. <b>Chico Fraley, LB</b>        | <b>Washington</b>        |
|  |                          | 12b. <b>John MacNeill, DE</b>       | <b>Michigan State</b>    |

Bold face denotes went to camp in 1992 with Seahawks

# SEAHAWKS TRADES

## 1976

- 8/26 Eighth-round 1977 draft choice to Houston for WR Steve Largent.
- 9/6 Fifth-round 1977 draft choice to Detroit for QB Bill Munson.
- 9/6 Exchange of twelfth-round 1977 draft choices with Pittsburgh for G Ron Coder.
- 9/7 WR Ahmad Rashad to Minnesota for fourth-round 1977 draft choice.
- 9/7 S Terry Brown to Cleveland for CB Ted Bachman.

## 1977

- 5/3 First-round 1977 draft choice (#2) to Dallas for first-round (#14) and three second-round 1977 draft choices.
- 5/3 Second-round 1977 draft choice to Los Angeles Rams for C Geoff Reece and Rams' second-round 1977 draft choice.
- 5/3 Second-round 1977 draft choice to Dallas for WR Duke Ferguson.
- 5/3 LB Ed Bradley to San Francisco for DT Bill Sandifer.
- 7/20 DT Carl Barisich to Miami for eleventh-round 1978 draft choice.
- 8/30 WR Larry Seivers to Tampa Bay for fourth-round 1979 draft choice. Seattle gives draft choice to Buffalo as voluntary compensation for Ahmad Rashad signing in 1976.

- 9/5 Eighth-round 1978 draft choice to Minnesota for S Autry Beamon and LB Amos Martin.
- 9/6 Eleventh-round 1978 draft choice to New Orleans for DE Andy Dorris.

## 1978

- 8/15 Fifth-round 1979 draft choice to Dallas for K Efren Herrera.
- 8/28 S Bob Jury and third-round 1979 draft choice to San Francisco for third-round 1979 draft choice.
- 8/28 Third-round and sixth-round 1979 draft choices to Dallas for DE Bill Gregory and third-round 1979 draft choice.
- 9/27 DT Bill Cooke and eighth-round 1979 draft choice to Detroit for DE Ernie Price.

## 1979

- 3/30 FB Don Testerman and seventh-round 1979 draft choice to Washington for seventh-round 1979 and fifth-round 1980 draft choices.
- 4/16 G Gordon Jolley to Detroit for past considerations.
- 8/1 DT Steve Niehaus to Minnesota for DE Carl Eller and eighth-round 1980 draft choice.
- 8/21 Seventh-round 1980 draft choice to New York Giants for FB Dan Doornink.

## 1980

- 4/29 First-round (#16) and third-round 1980 draft choices to Buffalo for first-round (#10) 1980 draft choice.
- 4/30 LB Sammy Green to Houston for tenth-round 1980 and seventh-round 1981 draft choices.
- 8/26 Fifth-round 1982 draft choice to Los Angeles Rams for FB Jim Jodat.
- 9/1 T Nick Bebout to Minnesota for ninth-round 1981 draft choice.

## 1981

- 9/25 Third-round 1982 draft choice to New England for RB Horace Ivory.
- 10/13 Fourth-round 1982 and fourth-round 1983 draft choices to St. Louis for RB Theotis Brown.
- 10/13 G Tom Lynch to Buffalo for third-round 1982 draft choice.

## 1982

- 4/30 LB Terry Beeson to Atlanta for conditional 1983 draft choice.
- 7/12 Fifth-round 1984 draft choice to Baltimore for G Robert Pratt.
- 9/3 Fourth-round 1984 draft choice to Baltimore for WR Roger Carr.

## 1983

- 4/24 First-round (#9), second-round, and third-round 1983 draft choices to Houston for first-round (#3) 1983 draft choice.
- 6/28 Twelfth-round 1985 draft choice to Buffalo for G Reggie McKenzie.
- 6/29 First-round 1985 draft choice to Cincinnati for C Blair Bush.
- 8/24 RB Sherman Smith and WR Roger Carr to San Diego for fifth-round 1984 draft choice and fifth-round 1985 draft choice.

## 1984

- 3/12 Fifth-round 1984 and sixth-round 1985 draft choices to New York Giants for CB Terry Jackson.
- 4/4 NT Manu Tuiasosopo to San Francisco for fourth-round 1984 and tenth-round 1985 draft choices.
- 7/31 Second-round 1986 draft choice to New England for T Bob Cryder.
- 10/9 T Steve August to Pittsburgh for fifth-round 1985 draft choice.

## 1985

- 4/26 Seventh-round 1986 draft choice to Buffalo for G Jon Borchardt.
- 8/20 TE Pete Metzelaars to Buffalo for WR Byron Franklin.
- 8/27 The rights to DE Sam Clancy to Cleveland for seventh-round 1986 draft choice.
- 10/15 Fourth-round 1986 draft choice to Cincinnati for TE Dan Ross.

## 1986

- 8/9 Sixth-round 1987 draft choice to Philadelphia for G Greg Naron.
- 8/19 TE Dan Ross to Green Bay for twelfth-round 1987 draft choice.
- 8/27 Third-round 1987 draft choice to Cincinnati for T Mike Wilson.
- 9/1 LB Shelton Robinson to Detroit for fifth-round 1987 draft choice.
- 9/2 S John Harris to Minnesota for seventh-round 1987 draft choice.

## 1987

- 5/19 Fifth-round 1988 draft choice to San Francisco for QB Jeff Kemp.
- 8/25 T Ron Essink to Dallas for fifth-round 1988 draft choice.
- 8/26 CB Dave Brown to Green Bay for eleventh-round 1988 draft choice.

## 1988

- 4/22 Fifth-round 1988, first-round 1989, and fifth-round 1989 draft choices to Phoenix for QB Kelly Stouffer.
- 5/4 NT Randy Edwards and sixth-round 1989 draft choice to Tampa Bay for T Ron Heller.
- 5/23 Conditional draft choice to Washington for CB Tim Morrison.
- 8/1 WR Daryl Turner to Cleveland for a draft choice. Turner fails his physical, is returned to Seahawks, and waived.
- 8/22 T Ron Heller to Philadelphia for fourth-round 1989 draft choice.
- 9/8 LB Fredd Young to Indianapolis for first-round 1989 and first-round 1990 draft choices.

## 1989

- 7/25 Ninth-round 1990 draft choice to Dallas for T Daryle Smith.
- 7/28 Conditional draft choice to Detroit for T Curt Singer.
- 8/7 C Kevin Thomas to Phoenix for conditional draft choice.
- 8/31 CB Terry Taylor to Detroit for FB James Jones.

## 1990


- 4/22 Two first-round (#8 and #10) and third-round 1990 draft choices and fourth-round 1991 draft choice to New England for first-round (#3) and second-round (#29) 1990 draft choices.
- 7/27 LB Willie Walker to New York Jets for conditional draft choice.
- 8/26 Conditional draft choice to Detroit for WR John Ford.
- 8/28 Seventh-round 1991 draft choice to Atlanta for T Ronnie Lee.
- 10/16 Eighth-round 1991 draft choice to Los Angeles Raiders for S Vann McElroy.

## 1991

- 1/31 T Ron Mattes to New York Jets for twelfth-round 1992 draft choice.
- 4/22 Conditional 1991 draft choice to Cleveland for DE Bob Buczkowski.

## 1992

- 4/25 Second-round 1992 draft choice and future considerations to Minnesota for DT Keith Millard.
- 4/26 Fourth-round 1992 draft choice to New Orleans for RB Rueben Mayes.



**RECORD BOOK**

# INDIVIDUAL RECORDS

## SERVICE

### Most Seasons

- 14 Steve Largent, 1976-89
- 12 Jacob Green, 1980-91
- Dave Krieg, 1980-91

### Most Games Played

- 200 Steve Largent, 1976-89
- 178 Jacob Green, 1980-91
- 159 Dave Brown, 1976-86

### Most Consecutive Games Played

- 94 John Harris, 1978-85
- Jacob Green, 1980-87
- 92 Art Kuehn, 1976-81

### Most Games Started

- 197 Steve Largent, 1976-89
- 176 Jacob Green, 1980-91
- 159 Dave Brown, 1976-86

## SCORING

### POINTS

#### Most Points, Career

- 810 Norm Johnson, 1982-90  
(159 FG, 333 PAT)
- 608 Steve Largent, 1976-89  
(101 TDs: 1-R, 100-P,  
2 PAT)
- 372 Curt Warner, 1983-89  
(62 TDs, 55-R, 7-P)

#### Most Points, Season

- 110 Norm Johnson, 1984  
(20 FG, 50 PAT)
- 108 Norm Johnson, 1986  
(22 FG, 42 PAT)
- 105 Norm Johnson, 1988  
(22 FG, 39 PAT)

#### Most Points, No TDs, Season

- 110 Norm Johnson, 1984  
(20 FG, 50 PAT)
- 108 Norm Johnson, 1986  
(22 FG, 42 PAT)
- 105 Norm Johnson, 1988  
(22 FG, 39 PAT)

#### Most Points, Rookie, Season

- 102 John Kasay, 1991  
(25 FG, 27 PAT)
- 84 Curt Warner, 1983  
(14 TDs: 13-R, 1-P)
- 60 Daryl Turner, 1984  
(10 TDs: 10-P)

#### Most Points, Game

- 24 Daryl Turner, vs. San Diego  
9/15/85 (4-P)
- Curt Warner, vs. Denver  
12/11/88 (4-R)
- 19 Norm Johnson, vs. Kansas  
City 9/20/87 (5 FG,  
4 PAT)
- Norm Johnson, vs. L.A.  
Raiders 12/18/88  
(5 FG, 4 PAT)

#### Most Consecutive Games Scoring

- 48 Norm Johnson, 1985-89
- 45 Norm Johnson, 1982-85
- 28 Efen Herrera, 1979-81

## TOUCHDOWNS

### Most Touchdowns, Career

- 101 Steve Largent, 1976-89  
(1-R, 100-P)
- 62 Curt Warner, 1983-89  
(55-R, 7-P)
- 38 Sherman Smith, 1976-82  
(28-R, 10-P)

### Most Touchdowns, Season

- 15 David Sims, 1978  
(14-R, 1-P)
- Sherman Smith, 1979  
(11-R, 4-P)
- Derrick Fenner, 1990  
(14-R, 1-P)

### Most Touchdowns, Rookie, Season

- 14 Curt Warner, 1983  
(13-R, 1-P)
- 10 Daryl Turner, 1984 (10-P)
- 8 David Sims, 1977 (5-R, 3-P)
- Brian Blades, 1988 (8-P)

### Most Touchdowns, Game

- 4 Daryl Turner, vs. San Diego  
9/15/84 (4-P)
- Curt Warner, vs. Denver  
12/11/89 (4-R)
- 3 By 11 Players  
(Last: Derrick Fenner, vs.  
Cincinnati 10/1/90  
[2-R, 1-P])

### Most Consecutive Games Scoring Touchdowns

- 7 David Sims, 1978
- 5 Curt Warner, 1983
- Steve Largent, 1984

## POINTS AFTER TOUCHDOWNS

### Most Points After Touchdown Attempted, Career

- 338 Norm Johnson, 1982-90
- 148 Efen Herrera, 1978-81
- 59 John Leypoldt, 1976-77

### Most Points After Touchdown Attempted, Season

- 51 Norm Johnson, 1984
- 50 Norm Johnson, 1983
- 46 Efen Herrera, 1979

### Most Points After Touchdown Attempted, Game

- 8 John Leypoldt, vs. Buffalo  
10/20/77
- 7 Norm Johnson, vs. San  
Diego 9/15/85
- 6 By 3 Players  
(Last: Norm Johnson, vs.  
Denver 12/11/88)

### Most Points After Touchdown, Career

- 333 Norm Johnson, 1982-90
- 139 Efen Herrera, 1978-81
- 52 John Leypoldt, 1976-77

### Most Points After Touchdown, Season

- 50 Norm Johnson, 1984
- 49 Norm Johnson, 1983
- 43 Efen Herrera, 1979

**Most Points After Touchdown, Game**

- 8 John Leypoldt, vs. Buffalo 10/20/77
- 7 Norm Johnson, vs. San Diego 9/15/85
- 6 By 3 Players  
(Last: Norm Johnson, vs. Denver 12/11/88)

**Most Consecutive Points After Touchdown**

- 165 Norm Johnson, 1985-90
- 72 Norm Johnson, 1984-85
- 62 Efen Herrera, 1979-81

**Highest Points After Touchdown Percentage (100 or more PATs)**

- 98.52 Norm Johnson 1982-89 (333-338)
- 93.92 Efen Herrera 1978-81 (139-148)

**Most Points After Touchdown, No Misses, Season**

- 42 Norm Johnson, 1986
- 40 Norm Johnson, 1987
- 39 Norm Johnson, 1988

**Most Points After Touchdown, No Misses, Game**

- 8 John Leypoldt, vs. Buffalo 10/20/77
- 7 Norm Johnson, vs. San Diego 9/15/85
- 6 By 3 Players  
(Last: Norm Johnson, vs. Denver 12/11/88)

**FIELD GOALS****Most Field Goals Attempted, Career**

- 228 Norm Johnson, 1982-90
- 92 Efen Herrera, 1978-81
- 31 John Kasay, 1991

**Most Field Goals Attempted, Season**

- 35 Norm Johnson, 1986
- 32 Norm Johnson, 1990
- 31 Efen Herrera, 1980  
John Kasay, 1991

**Most Field Goals Attempted, Game**

- 6 Norm Johnson, vs. Kansas City 9/20/87
- 5 By 3 Players  
(Last: Norm Johnson, vs. L.A. Raiders 12/18/88)

**Most Field Goals, Career**

- 159 Norm Johnson, 1982-90
- 64 Efen Herrera, 1978-81
- 25 John Kasay, 1991

**Most Field Goals, Season**

- 25 John Kasay, 1991
- 23 Norm Johnson, 1990
- 22 Norm Johnson, 1986  
Norm Johnson, 1988

**Most Field Goals, Rookie, Season**

- 25 John Kasay, 1991
- 10 Norm Johnson, 1982
- 3 Wilson Alvarez, 1981

**Most Field Goals, Game**

- 5 Norm Johnson, vs. Kansas City 9/20/87 (6 attempts)  
Norm Johnson, vs. L.A. Raiders 12/18/88 (5 attempts)

**4 By 5 Players**

- (Last: Norm Johnson, vs. Kansas City 10/21/90 [4 attempts])

**Most Field Goals, One Quarter**

- 3 Norm Johnson, vs. L.A. Raiders 12/18/88 (2nd)  
Norm Johnson, vs. Kansas City 10/8/89 (2nd)
- 2 16 Times  
(Last: John Kasay, vs. Cincinnati 10/6/91 [2nd])

**Most Consecutive Games Scoring Field Goals**

- 10 Efen Herrera, 1978-79
- 9 Norm Johnson, 1983-84  
John Kasay, 1991

**Most Consecutive Field Goals**

- 13 Efen Herrera, 1979-80  
John Kasay, 1991
- 11 Norm Johnson, 1984

**Longest Field Goal**

- 54 By 4 Players  
(Last: John Kasay vs. San Diego 10/27/91)

**Longest Field Goal Attempted**

- 60 Efen Herrera, vs. Kansas City 11/9/80
- 55 Norm Johnson, vs. Cincinnati 11/16/86  
Norm Johnson, vs. New England 10/7/90

**Highest Field Goal Percentage, Career (Minimum 25 Attempts)**

- 80.65 John Kasay, 1991 (31-25)
- 69.74 Norm Johnson, 1982-90 (228-159)
- 69.57 Efen Herrera, 1978-81 (92-64)

**Highest Field Goal Percentage, Season (Minimum 1 attempt per game)**

- 83.33 Norm Johnson, 1984 (24-20)
- 82.61 Efen Herrera, 1979 (23-19)
- 80.65 John Kasay, 1991 (31-25)

**Most Field Goals, No Misses, Game**

- 5 Norm Johnson, vs. L.A. Raiders 12/18/88
- 4 By 5 Players  
(Last: Norm Johnson, vs. Kansas City 10/21/90)

**Most Field Goals, 50 or More Yards, Career**

- 10 Norm Johnson, 1982-90
- 2 Efen Herrera, 1978-81  
John Kasay, 1991

**Most Field Goals, 50 or More Yards, Season**

- 5 Norm Johnson, 1986
- 2 John Kasay, 1991
- 1 By 8 Players  
(Last: Norm Johnson, 1990)

**Most Field Goals, 50 or More Yards, Game**

- 2 Norm Johnson, vs. L.A. Raiders 12/8/86
- 2 John Kasay, vs. San Diego 10/23/91 (Ties NFL Record)
- 1 By 11 Players  
(Last: Norm Johnson, vs. Cincinnati 10/1/90)



## SAFETIES

### Most Safeties, Career

- 1 Dave Brown, 1976-86  
Steve Raible, 1976-81  
Cornell Webster, 1977-80  
Jeff Bryant, 1982-91

### Most Safeties, Season

- 1 By 4 Players  
(Last: Jeff Bryant, 1984)

### Most Safeties, Game

- 1 By 4 Players  
(Last: Jeff Bryant, vs.  
Cincinnati 11/18/84)

## RUSHING

### ATTEMPTS

#### Most Attempts, Career

- 1,649 Curt Warner, 1983-89
- 952 John L. Williams, 1986-91
- 810 Sherman Smith, 1976-82

#### Most Attempts, Season

- 335 Curt Warner, 1983
- 319 Curt Warner, 1986
- 291 Curt Warner, 1985

#### Most Attempts, Rookie, Season

- 335 Curt Warner, 1983
- 129 John L. Williams, 1986
- 119 Sherman Smith, 1976

#### Most Attempts, Game

- 32 Curt Warner, vs. Kansas  
City 11/27/83 (OT)
- 28 By Curt Warner 4 Times  
(Last: vs. San Diego  
12/14/86)

### YARDS GAINED

#### Most Yards Gained, Career

- 6,705 Curt Warner, 1983-89
- 3,869 John L. Williams, 1986-91
- 3,429 Sherman Smith, 1976-82

#### Most Seasons, 1,000 or More Yards Rushing

- 4 Curt Warner, 1983,  
1985, 1986, 1988

#### Most Yards Gained, Season

- 1,481 Curt Warner, 1986
- 1,449 Curt Warner, 1983
- 1,094 Curt Warner, 1985

#### Most Yards Gained, Rookie, Season

- 1,449 Curt Warner, 1983
- 538 John L. Williams, 1986
- 537 Sherman Smith, 1976

#### Most Yards Gained, Game

- 207 Curt Warner, vs. Kansas  
City 11/27/83 (OT)
- 192 Curt Warner, vs. Denver  
12/20/86
- 169 Curt Warner, vs. San Diego  
9/15/85

#### Most Games, 100 or More Yards Rushing, Career

- 23 Curt Warner, 1983-89
- 5 John L. Williams, 1986-91
- 3 David Sims, 1977-79

#### Most Games, 100 or More Yards Rushing, Season

- 7 Curt Warner, 1986
- 6 Curt Warner, 1983
- 3 By 5 Players  
(Last: Warner, Williams,  
1988)

#### Most Consecutive Games, 100 or More Yards, Rushing

- 2 Curt Warner, 1983 (twice)  
Curt Warner, 1986

#### Most Games, 2 or More Players with 100 or More Yards Rushing

- vs. L.A. Raiders 11/28/88  
(Curt Warner 130, John L.  
Williams 106)
- vs. Denver 12/11/88  
(Curt Warner 126 and  
John L. Williams 109)

#### Longest Run From Scrimmage

- 67 Sherman Smith, vs.  
Chicago 11/5/78  
Al Hunter, vs. Cleveland  
11/11/79
- 60 Curt Warner, vs. Kansas  
City 9/4/83 (1st career  
attempt)  
Curt Warner, vs. Denver  
12/20/86 (TD)

### AVERAGE GAIN

#### Highest Average Gain, Career (100 or More Attempts)

- 4.87 Jim Zorn, 1976-84  
(307-1,494)
- 4.23 Sherman Smith, 1976-82  
(810-3,429)
- 4.17 Randall Morris, 1984-88  
(156-651)

#### Highest Average Gain, Season (100 or More Attempts)

- 4.87 Sherman Smith, 1978  
(165-805)
- 4.68 Sherman Smith, 1977  
(163-763)
- 4.64 Curt Warner, 1986  
(319-1,481)

#### Highest Average Gain, Game (10 or More Attempts)

- 8.86 Sherman Smith, vs. Atlanta  
11/7/76 (14-124)
- 8.64 Lawrence McCutcheon, vs.  
Dallas 11/27/80 (11-95)
- 8.07 Eric Lane, vs. Minnesota  
9/30/84 (14-113)

### TOUCHDOWNS

#### Most Touchdowns, Career

- 55 Curt Warner, 1983-89
- 28 Sherman Smith, 1976-82
- 19 David Sims, 1977-79  
Derrick Fenner, 1989-91

#### Most Touchdowns, Season

- 14 David Sims, 1978  
Derrick Fenner, 1990
- 13 Curt Warner, 1983  
Curt Warner, 1986

#### Most Touchdowns, Rookie, Season

- 13 Curt Warner, 1983
- 5 David Sims, 1977
- 4 Sherman Smith, 1976  
Jim Zorn, 1976

#### Most Touchdowns, Game

- 4 Curt Warner, vs. Denver  
12/11/88
- 3 By 7 Players  
(Last: Derrick Fenner, vs.  
Denver 9/23/90 [OT])

#### Most Consecutive Games Rushing for Touchdown

- 5 Curt Warner, 1983
- 4 David Sims, 1978  
Derrick Fenner, 1990

# PASSING

## PASS RATING

### Highest Pass Rating, Career (Minimum 1,500 Attempts)

- 82.3 Dave Krieg, 1980-91
- 67.8 Jim Zorn, 1976-84

### Highest Pass Rating, Season (Minimum 160 Attempts)

- 95.0 Dave Krieg, 1983
- 94.6 Dave Krieg, 1988
- 91.0 Dave Krieg, 1986

### Highest Pass Rating, Rookie, Season (Qualifiers)

- 49.5 Jim Zorn, 1976

## ATTEMPTS

### Most Passes Attempted, Career

- 3,576 Dave Krieg, 1980-91
- 2,992 Jim Zorn, 1976-84
- 249 Jeff Kemp, 1987-91

### Most Passes Attempted, Season

- 532 Dave Krieg, 1985
- 505 Jim Zorn, 1979
- 499 Dave Krieg, 1989

### Most Passes Attempted, Rookie, Season

- 436 Jim Zorn, 1976
- 173 Kelly Stouffer, 1988
- 40 Gale Gilbert, 1985

### Most Passes Attempted, Game

- 51 Dave Krieg, vs. Atlanta  
10/13/85
- 50 Dave Krieg, vs. Denver  
12/15/84
- Jeff Kemp, at Denver  
9/15/91

## COMPLETIONS

### Most Passes Completed, Career

- 2,096 Dave Krieg, 1980-91
- 1,593 Jim Zorn, 1976-84
- 133 Kelly Stouffer, 1988-91

### Most Passes Completed, Season

- 286 Dave Krieg, 1989
- 285 Jim Zorn, 1979
- Dave Krieg, 1985

### Most Passes Completed, Rookie, Season

- 208 Jim Zorn, 1976
- 98 Kelly Stouffer, 1988
- 19 Gale Gilbert, 1985

### Most Passes Completed, Game

- 33 Dave Krieg, vs. Atlanta  
10/13/85
- 31 Jim Zorn, vs. Kansas City  
9/27/81
- Dave Krieg, vs. Denver  
11/20/83

### Most Consecutive Passes Completed

- 15 Jim Zorn, vs. Cleveland  
10/12/80
- 14 Jim Zorn, vs. N.Y. Jets  
11/26/79
- Dave Krieg, vs. L.A.  
Raiders 9/16/90

## COMPLETION PERCENTAGE

### Highest Completion Percentage, Career (100 Attempts)

- 58.61 Dave Krieg, 1980-91  
(3,576-2,096)

- 53.85 Kelly Stouffer, 1988-91  
(247-143)

- 53.15 Jim Zorn, 1976-84  
(2,997-1,593)

### Highest Completion Percentage, Season (Qualifiers)

- 65.61 Dave Krieg, 1991 (285-187)
- 60.54 Dave Krieg, 1987 (294-178)
- 60.49 Dave Krieg, 1983 (243-147)

### Highest Completion Percentage, Rookie, Season (Qualifiers)

- 47.38 Jim Zorn, 1976 (439-208)

### Highest Completion Percentage, Game (20 Attempts)

- 86.36 Dave Krieg, vs. Denver  
12/11/88 (22-19)
- 80.65 Dave Krieg, vs. Pittsburgh  
10/20/91 (31-25)
- 79.31 Jim Zorn, vs. Cleveland  
10/12/80 (29-23)
- Dave Krieg, vs. San Diego  
10/29/84 (29-23)

## YARDS GAINED

### Most Yards Gained, Career

- 26,132 Dave Krieg, 1980-91
- 20,122 Jim Zorn, 1976-84
- 1,735 Jeff Kemp, 1987-91

### Most Seasons, 3,000 or More Yards Passing

- 4 Dave Krieg, 1984, 1985,  
1989, 1990
- 3 Jim Zorn, 1978-80

### Most Consecutive Seasons, 3,000 or More Yards Passing

- 3 Jim Zorn, 1978-80
- 2 Dave Krieg, 1984-85
- Dave Krieg, 1989-90

### Most Yards Gained, Season

- 3,671 Dave Krieg, 1984
- 3,661 Jim Zorn, 1979
- 3,602 Dave Krieg, 1985

### Most Yards Gained, Rookie, Season

- 2,571 Jim Zorn, 1976
- 1,106 Kelly Stouffer, 1988
- 218 Gale Gilbert, 1985

### Most Yards Gained, Game

- 418 Dave Krieg, vs. Denver  
11/20/83
- 410 Dave Krieg, vs. L.A.  
Raiders 12/18/88
- 406 Dave Krieg, vs. Denver  
11/25/84

### Most Games, 400 or More Yards Passing, Career

- 4 Dave Krieg, 1980-91

### Most Games, 300 or More Yards Passing, Career

- 11 Dave Krieg, 1980-91
- 9 Jim Zorn, 1976-84
- 2 Jeff Kemp, 1987-91

### Most Games, 300 or More Yards Passing, Season

- 3 Jim Zorn, 1979
- Dave Krieg, 1984
- 2 By 3 Players  
(Last: Dave Krieg, 1985)

### Most Consecutive Games, 300 or More Yards Passing, Season

- 2 Jim Zorn, 1979
- Jim Zorn, 1981

**Longest Pass Completion**

- 82 Jim Zorn (to David Sims) vs. Cincinnati 9/25/77 (TD)
- 80 3 Times  
(Last: Jim Zorn (to Dan Doornink) vs. San Diego 11/16/81 [TD])

**AVERAGE GAIN****Highest Average Gain, Career (1,000 Attempts)**

- 7.31 Dave Krieg, 1980-91  
(3,576-26,132)
- 6.73 Jim Zorn, 1976-84  
(2,992-20,122)

**Highest Average Gain, Season (Qualifiers)**

- 8.80 Dave Krieg, 1983  
(243-2,139)
- 7.79 Dave Krieg, 1986  
(375-2,921)
- 7.65 Dave Krieg, 1984  
(480-3,761)

**Highest Average Gain, Rookie, Season (Qualifiers)**

- 5.85 Jim Zorn, 1976 (439-2,571)

**Highest Average Gain, Game (20 Attempts)**

- 14.52 Dave Krieg, vs. San Diego 12/14/86 (21-305)
- 13.30 Dave Krieg, vs. Kansas City 11/11/90 (23-306)
- 12.87 Jim Zorn, vs. Buffalo 10/30/77 (23-296)

**TOUCHDOWNS****Most Touchdown Passes, Career**

- 195 Dave Krieg, 1980-91
- 107 Jim Zorn, 1976-84
- 9 Jeff Kemp, 1987-91

**Most Touchdown Passes, Season**

- 32 Dave Krieg, 1984
- 27 Dave Krieg, 1985
- 23 Dave Krieg, 1987

**Most Touchdown Passes, Game**

- 5 Dave Krieg, vs. Detroit 12/2/84
- Dave Krieg, vs. San Diego 9/15/85
- Dave Krieg, vs. L.A. Raiders 12/18/88

**Most Games, 5 or More TD Passes, Career**

- 3 Dave Krieg, 1980-91

**Most Games, 4 or More TD Passes, Career**

- 7 Dave Krieg, 1980-91
- 4 Jim Zorn, 1976-84
- 1 Steve Myer 1976-79
- Jeff Kemp, 1987-91

**Most Games, 5 or More TD Passes, Season**

- 1 Dave Krieg, 1984
- Dave Krieg, 1985
- Dave Krieg, 1988

**Most Games, 4 or More TD Passes, Season**

- 2 Jim Zorn, 1977
- Dave Krieg, 1985
- Dave Krieg, 1988

**Most Consecutive Games, 4 or More TD Passes**

- 1 12 Times  
(Last: Dave Krieg, vs. L.A. Raiders 12/18/88)

**Most Consecutive Games, Touchdown Passes**

- 28 Dave Krieg, 1983-85  
(3rd in NFL History)
- 10 By 3 Players  
(Last: Dave Krieg, 1988-89)

**HIGHEST PERCENTAGE, TOUCHDOWN PASSES****Highest %, TD Passes, Career (100 Attempts)**

- 5.45 Dave Krieg, 1980-91  
(3,576-195)
- 3.75 Steve Myer, 1976-79  
(160-6)
- 3.58 Jim Zorn, 1976-84  
(2,992-107)

**Highest %, TD Passes Season (Qualifiers)**

- 7.89 Dave Krieg, 1988 (228-18)
- 7.82 Dave Krieg, 1987 (294-23)
- 7.41 Dave Krieg, 1983 (243-18)

**Highest %, TD Passes, Rookie, Season (Qualifiers)**

- 2.73 Jim Zorn, 1976 (439-12)

**HAD INTERCEPTED****Most Consecutive Passes Attempted, None Intercepted**

- 153 Jim Zorn, 1979
- 137 Dave Krieg, 1988

**Most Passes Had Intercepted, Career**

- 148 Dave Krieg, 1980-91
- 133 Jim Zorn, 1976-84
- 18 Jeff Kemp, 1987-91

**Most Passes Had Intercepted, Season**

- 27 Jim Zorn, 1976
- 24 Dave Krieg, 1984
- 20 By 5 Players  
(Last: Dave Krieg, 1990)

**Most Passes Had Intercepted, Game**

- 6 Jim Zorn, vs. Detroit 10/24/76
- 5 Jim Zorn, vs. Kansas City 11/9/80
- Dave Krieg, vs. Kansas City 12/9/84

**Most Attempts, No Interceptions, Game**

- 47 Jim Zorn, vs. Kansas City 9/27/81
- 44 Dave Krieg, vs. Denver 11/25/84
- 37 By 2 Players  
(Last: Jim Zorn, vs. N.Y. Giants 12/7/80)

**LOWEST PERCENTAGE, PASSES HAD INTERCEPTED****Lowest %, Passes Had Intercepted, Career (100 Attempts)**

- 4.05 Kelly Stouffer, 1988-91  
(247-10)
- 4.14 Dave Krieg, 1980-91  
(3,576-148)
- 4.31 Gale Gilbert, 1985-86  
(116-5)

**Lowest %, Passes Had Intercepted, Season (Qualifiers)**

- 2.27 Jim Zorn, 1981 (397-9)
- 2.93 Dave Krieg, 1986 (375-11)
- 3.41 Jim Zorn, 1983 (205-7)

**Lowest %, Passes Had Intercepted, Rookie Season, (Qualifiers)**

- 6.15 Jim Zorn, 1976 (439-27)

## RECEIVING

**Most Pass Receptions, Career**

- 819 Steve Largent, 1976-89 (NFL Record)
- 339 John L. Williams, 1986-91
- 236 Brian Blades, 1988-91

**Most Seasons, 70 or More Pass Receptions**

- 6 Steve Largent, 1978, 1981, 1983-86 (Ties NFL Record)
- 2 Brian Blades, 1989, 1991
- John L. Williams, 1989-90

**Most Seasons, 50 or More Pass Receptions**

- 10 Steve Largent, 1976, 1978-81, 1983-87 (NFL Record)
- 4 John L. Williams, 1988-91
- 2 Brian Blades, 1989, 1991
- Tommy Kane, 1990-91

**Most Pass Receptions, Season**

- 79 Steve Largent, 1985
- 77 Brian Blades, 1989
- 76 John L. Williams, 1989

**Most Pass Receptions, Rookie, Season**

- 54 Steve Largent, 1976
- 42 Curt Warner, 1983
- 40 Brian Blades, 1988

**Most Pass Receptions, Game**

- 15 Steve Largent, vs. Detroit 10/18/87
- 12 By 4 Players (Last: Brian Blades, vs. New Orleans 9/1/91)

**Most Consecutive Games, Pass Receptions**

- 177 Steve Largent, 1977-89 (NFL Record) (Current)
- 41 Sherman Smith, 1976-79
- 39 John L. Williams, 1988-91

## YARDS GAINED

**Most Yards Gained, Career**

- 13,089 Steve Largent, 1976-89 (NFL Record)
- 3,409 Sam McCullum, 1976-81
- 3,273 Brian Blades, 1988-91

**Most Yards Gained, Season**

- 1,287 Steve Largent, 1985
- 1,237 Steve Largent, 1979
- 1,224 Steve Largent, 1981

**Most Yards, Rookie, Season**

- 715 Daryl Turner, 1984
- 705 Steve Largent, 1976
- 682 Brian Blades, 1988

**Most Yards Gained, Game**

- 261 Steve Largent, vs. Detroit 10/18/87
- 191 Steve Largent, vs. Denver 11/25/84
- 180 John L. Williams, vs. L.A. Raiders 12/18/88

**Most Games, 100 or More Yards, Pass Receiving, Career**

- 40 Steve Largent, 1976-89 (3rd in NFL history)
- 10 Brian Blades, 1988-91
- 5 Sam McCullum, 1976-81

**Most Games, 100 or More Yards, Pass Receiving, Season**

- 6 Steve Largent, 1979
- 5 Steve Largent, 1984
- Brian Blades, 1989

**Most Consecutive Games, 100 or More Yards Receiving**

- 2 By 6 Players (Last: Steve Largent, 1985)

**Longest Pass Reception**

- 82 David Sims (from Jim Zorn) vs. Cincinnati 9/25/77 (TD)
- 80 By 3 Players (Last: Daryl Turner [from Dave Krieg] vs. Denver 11/25/84 [TD])

## AVERAGE PER RECEPTION

**Highest Average Per Reception, Career (100 Receptions)**

- 18.53 Daryl Turner, 1984-87 (101-1,872)
- 15.98 Steve Largent, 1976-89 (819-13,089)
- 14.69 Sam McCullum, 1976-81 (232-3,409)

**Highest Average Per Reception, Season (50 Receptions)**

- 18.74 Steve Largent, 1979 (66-1,237)
- 16.45 Steve Largent, 1978 (71-1,168)
- 16.32 Steve Largent, 1981 (75-1,224)

**Highest Average Per Reception, Game (5 Receptions)**

- 27.80 Steve Largent, vs. Oakland 9/16/79 (5-139)
- 25.71 John L. Williams, vs. L.A. Raiders 12/18/88 (7-180)
- 23.60 By 2 Players (Last: Byron Franklin, vs. San Diego 10/6/86 [5-118])

## TOUCHDOWNS

**Most Touchdowns, Career**

- 100 Steve Largent, 1976-89 (NFL Record)
- 36 Daryl Turner, 1984-87
- 21 Sam McCullum, 1976-81

**Most Touchdowns, Season**

- 13 Daryl Turner, 1985
- 12 Steve Largent, 1984
- 11 Steve Largent, 1983

**Most Touchdowns, Rookie, Season**

- 10 Daryl Turner, 1984
- 8 Brian Blades, 1988
- 4 Steve Largent, 1976

**Most Touchdowns, Game**

- 4 Daryl Turner, vs. San Diego 9/15/85
- 3 By 3 Players (Last: Steve Largent, vs. Detroit 10/18/87)

**Most Consecutive Games, Touchdowns**

- 5 Steve Largent, 1984
- 4 By 3 Players (Last: Daryl Turner, 1985)

## INTERCEPTIONS

### Most Interceptions By, Career

- 50 Dave Brown, 1976-86
- 41 John Harris, 1978-85
- 32 Kenny Easley, 1981-87

### Most Interceptions By, Season

- 10 John Harris, 1981
- Kenny Easley, 1984
- 8 Dave Brown, 1984

### Most Interceptions By, Rookie, Season

- 4 John Harris, 1978
- 3 By 3 Players
- (Last: Melvin Jenkins, 1987)

### Most Interceptions By, Game

- 3 Kenny Easley, vs. San Diego 10/29/84
- 2 24 Times
- (Last: Dwayne Harper, vs. N.Y. Jets 9/8/91)

### Most Consecutive Games, Passes Intercepted By

- 4 John Harris, 1980
- Eugene Robinson, 1991
- 3 By 4 Players
- (Last: John Harris, 1985)

## YARDS RETURNED

### Most Yards Returned, Career

- 643 Dave Brown, 1976-86
- 528 Kenny Easley, 1981-87
- 425 John Harris, 1978-85

### Most Yards Returned, Season

- 179 Dave Brown, 1984
- 157 Eddie McMillan, 1977
- 155 Kenny Easley, 1981
- John Harris, 1981

### Most Yards Returned, Game

- 148 Dave Brown, vs. Kansas City 11/4/84
- 125 Kenny Easley, vs. Cleveland 12/20/81
- 91 Sammy Green, vs. San Francisco 10/7/79

### Longest Return

- 91 Sammy Green, vs. San Francisco 10/7/79 (TD)
- 90 Dave Brown, vs. Kansas City 11/4/84 (TD)
- 82 Kenny Easley, vs. Cleveland 12/20/81 (TD)

## TOUCHDOWNS

### Most Touchdowns, Career

- 5 Dave Brown, 1976-86
- 3 Keith Simpson, 1978-85
- Kenny Easley, 1981-87

### Most Touchdowns, Season

- 2 By 4 Players
- (Last: Keith Simpson, 1984)

### Most Touchdowns, Game

- 2 Dave Brown, vs. Kansas City 11/4/84 (Ties NFL Record)
- 1 23 Times
- (Last: Patrick Hunter, vs. L.A. Raiders, 10/13/91)

## PUNTING

### Most Punts, Career

- 299 Jeff West, 1981-85
- 257 Herman Weaver, 1977-80

192 Ruben Rodriguez, 1987-89

### Most Punts, Season

- 95 Jeff West, 1984
- 80 Rick Engles, 1976
- 79 Jeff West, 1983
- Vince Gamache, 1986

### Most Punts, Rookie, Season

- 80 Rick Engles, 1976
- 79 Vince Gamache, 1986
- 47 Ruben Rodriguez, 1987
- Jimmy Colquitt, 1985

### Most Punts, Game

- 11 Herman Weaver, vs. L.A. Rams 11/4/79
- Vince Gamache, vs. Kansas City 11/9/86
- 10 By 2 Players
- (Last: Jeff West, vs. L.A. Raiders 11/12/84)

### Longest Punt

- 68 Ruben Rodriguez, vs. Denver 9/4/88
- 63 Ruben Rodriguez, vs. L.A. Raiders 11/30/87
- 62 By 2 Players
- (Last: Herman Weaver, vs. San Diego 12/13/80)

## AVERAGE YARDAGE

### Highest Average, Punting, Career (100 Punts)

- 40.28 Ruben Rodriguez, 1987-89 (192-7,733)
- 39.62 Herman Weaver, 1977-80 (257-10,182)
- 38.50 Jeff West, 1981-85 (299-11,511)

### Highest Average, Punting, Season (Qualifiers)

- 42.98 Rick Tuten, 1991 (49-2,106)
- 41.76 Herman Weaver, 1980 (67-2,798)
- 40.83 Ruben Rodriguez, 1988 (70-2,858)

### Highest Average, Punting, Rookie, Season (Qualifiers)

- 40.00 Ruben Rodriguez, 1987 (47-1,880)
- 38.58 Vince Gamache, 1986 (79-3,048)
- 38.34 Rick Engles, 1976 (80-3,067)

### Highest Average Punting, Game (Minimum 4 Punts)

- 47.80 Ruben Rodriguez, vs. Green Bay 11/15/87 (5-239)
- 47.56 Ruben Rodriguez, vs. Denver 9/4/88 (9-428)
- 47.50 Herman Weaver, vs. Oakland 9/16/79 (4-190)

### Highest Net Punting Average, Season

- 36.90 Rick Tuten, 1991
- 36.80 Ruben Rodriguez, 1988
- 36.14 Jeff West, 1981

## INSIDE THE 20

### Most Punts Inside the 20, Career

- 73 Jeff West, 1980-85
- 49 Herman Weaver, 1977-80
- 48 Ruben Rodriguez, 1987-89

### Most Punts Inside the 20, Season

- 25 Jeff West, 1983

- 24 Jeff West, 1984
- 18 Rick Donnelly, 1990

**Most Punts Inside the 20, Game**

- 5 Jeff West, vs. New England 12/18/83
- 4 By 3 Players  
(Last: Ruben Rodriguez, vs. San Diego 10/15/89)

**TOUCHBACKS**

**Most Touchbacks, Career**

- 28 Jeff West, 1980-85
- 19 Herman Weaver, 1977-80
- 17 Ruben Rodriguez, 1987-89

**Most Touchbacks, Season**

- 10 Jeff West, 1983
- 8 Ruben Rodriguez, 1989
- Rick Donnelly, 1990

**Most Touchbacks, Game**

- 3 By 4 Players  
(Last: Ruben Rodriguez, vs. San Diego 10/29/89)

**HAD BLOCKED**

**Most Punts Had Blocked, Career**

- 6 Herman Weaver, 1977-80
- 3 Rick Engles, 1976-77
- 1 Ruben Rodriguez, 1987-89

**Most Punts Had Blocked, Season**

- 3 Herman Weaver, 1979
- 2 Herman Weaver, 1980
- Rick Engles, 1976

**Most Punts Had Blocked, Game**

- 2 Herman Weaver vs. Kansas City 9/30/79
- 1 By 8 Players  
(Last: Ruben Rodriguez, vs. Philadelphia 9/10/89)

**PUNT RETURNS**

**Most Punt Returns, Career**

- 89 Bobby Joe Edmonds, 1986-88
- 74 Paul Johns, 1981-1984
- 60 Chris Warren, 1990-91

**Most Punt Returns, Season**

- 41 Will Lewis, 1980
- 35 Bobby Joe Edmonds, 1988
- 34 Rufus Crawford, 1978
- Bobby Joe Edmonds, 1986

**Most Punt Returns, Rookie, Season**

- 34 Rufus Crawford, 1978
- Bobby Joe Edmonds, 1986
- 28 Chris Warren, 1990

**Most Punt Returns, Game**

- 7 Walter Packer, vs. N.Y. Jets 11/13/77
- 6 Bobby Joe Edmonds, vs. L.A. Raiders 12/8/86
- 5 By 7 Players  
(Last: Bobby Joe Edmonds, vs. New England 9/21/86)

**FAIR CATCHES**

**Most Fair Catches, Career**

- 35 Chris Warren, 1990-91
- 26 Bobby Joe Edmonds, 1986-88
- 23 Paul Johns, 1981-84

**Most Fair Catches, Season**

- 19 Chris Warren, 1991
- 16 Chris Warren, 1990
- 14 Bobby Joe Edmonds, 1986

**Most Fair Catches, Game**

- 5 James Jefferson, vs. Denver 10/22/89
- Chris Warren, vs. Pittsburgh 10/20/91
- 4 3 Times  
(Last: Chris Warren, vs. San Diego 11/10/91)

**YARDS GAINED**

**Most Yards Gained, Career**

- 1,010 Bobby Joe Edmonds, 1986-88
- 843 Paul Johns, 1981-84
- 567 Chris Warren, 1990-91

**Most Yards Gained, Season**

- 419 Bobby Joe Edmonds, 1986
- 349 Will Lewis, 1980
- 340 Bobby Joe Edmonds, 1988

**Most Yards Gained, Rookie, Season**

- 419 Bobby Joe Edmonds, 1986
- 439 Will Lewis, 1980
- 284 Rufus Crawford, 1978

**Most Yards Gained, Game**

- 103 Bobby Joe Edmonds, vs. Philadelphia 11/23/86
- 101 Bobby Joe Edmonds, vs. Pittsburgh 9/7/86
- 96 Paul Johns, vs. L.A. Raiders 10/16/83

**Longest Punt Return**

- 75 Will Lewis, vs. Denver 11/23/80 (TD)
- Paul Johns, vs. L.A. Raiders 10/16/83 (TD)
- Bobby Joe Edmonds, vs. Philadelphia 11/23/86 (TD)

**AVERAGE YARDAGE**

**Highest Average, Career (Minimum 50 Returns)**

- 11.39 Paul Johns, 1981-84 (74-843)
- 11.35 Bobby Joe Edmonds, 1986-88 (89-1,010)
- 9.45 Chris Warren, 1990-91 (60-567)

**Highest Average, Season (Qualifiers)**

- 12.55 Bobby Joe Edmonds, 1987 (20-251)
- 12.32 Bobby Joe Edmonds, 1986 (34-419)
- 11.29 Paul Johns, 1983 (28-316)

**Highest Average, Rookie, Season (Qualifiers)**

- 12.32 Bobby Joe Edmonds, 1986 (34-419)
- 11.06 Paul Johns, 1981 (16-177)
- 9.61 Chris Warren, 1990 (28-269)

**Highest Average, Game (Minimum 3 Returns)**

- 32.00 Paul Johns, vs. L.A. Raiders 10/16/83 (3-96)
- 26.33 Paul Johns, vs. New England 9/16/84 (3-79)
- 25.75 Bobby Joe Edmonds, vs. Philadelphia 11/23/86 (4-103)

## TOUCHDOWNS

### Most Touchdowns, Career

- 2 Paul Johns, 1981-84
- 1 By 3 Players

### Most Touchdowns, Season

- 1 By 5 Players  
(Last: Chris Warren, 1991)

### Most Touchdowns, Rookie, Season

- 1 Will Lewis, 1980
- Bobby Joe Edmonds, 1986

### Most Touchdowns, Game

- 1 By 5 Players  
(Last: Chris Warren, vs. Indianapolis 9/29/91)

## KICKOFF RETURNS

### Most Kickoff Returns, Career

- 101 Bobby Joe Edmonds, 1986-88
- 82 Randall Morris, 1984-88
- 78 Al Hunter, 1977-80

### Most Kickoff Returns, Season

- 49 Zachary Dixon, 1983
- 40 Bobby Joe Edmonds, 1988
- 36 Al Hunter, 1977

### Most Kickoff Returns, Game

- 8 Bobby Joe Edmonds, vs. L.A. Raiders 11/30/87
- 7 By 3 Players  
(Last: David Hughes, vs. New England 9/16/84)

## YARDS GAINED

### Most Yards Gained, Career

- 2,228 Bobby Joe Edmonds, 1986-88
- 1,717 Al Hunter, 1977-80
- 1,621 Randall Morris, 1984-88

### Most Yards Gained, Season

- 1,148 Zachary Dixon, 1983
- 900 Bobby Joe Edmonds, 1988
- 819 Rufus Crawford, 1978

### Most Yards Gained, Rookie, Season

- 829 Rufus Crawford, 1978
- 820 Al Hunter, 1977
- 764 Bobby Joe Edmonds, 1986

### Most Yards Gained, Game

- 174 Oliver Ross, vs. Detroit 10/24/76
- 173 Zachary Dixon, vs. St. Louis 11/13/83
- 168 James Jefferson, vs. Kansas City 10/8/89

### Longest Kickoff Return

- 97 James Jefferson, vs. Kansas City 10/8/89 (TD)
- 94 Zachary Dixon, vs. St. Louis 11/13/83 (TD)
- 71 Chris Warren, vs. Denver 9/23/90

## HIGHEST YARDAGE

### Highest Average, Career (50 Returns)

- 22.06 Bobby Joe Edmonds, 1986-88 (101-2,228)
- 22.01 Al Hunter, 1977-80 (78-1,717)
- 21.90 Chris Warren, 1990-91 (58-1,270)

### Highest Average, Season (Qualifiers)

- 24.06 Al Hunter, 1978 (16-385)
- 23.69 Rufus Crawford, 1978 (35-829)
- 23.43 Zachary Dixon, 1983 (49-1,148)

### Highest Average, Game (Minimum 3 Returns)

- 34.60 Zachary Dixon, vs. St. Louis 11/13/83 (5-173)
- 34.33 David Hollis, vs. Kansas City 12/27/87 (3-103)
- 34.00 Bobby Joe Edmonds, vs. Denver 10/26/86 (3-102)

## TOUCHDOWNS

### Most Touchdowns, Career

- 1 Zachary Dixon, 1983-84
- James Jefferson, 1989-91

### Most Touchdowns, Season

- 1 Zachary Dixon, 1983
- James Jefferson, 1989

### Most Touchdowns, Rookie, Season

- 1 James Jefferson, 1989

### Most Touchdowns, Game

- 1 Zachary Dixon, vs. St. Louis 11/13/83
- James Jefferson, vs. Kansas City 10/8/89

## COMBINED KICK RETURNS

### Most Combined Kick Returns, Career

- 190 Bobby Joe Edmonds, 1986-88 (89-P, 101-K)
- 118 Chris Warren, 1990-91 (60-P, 58-K)
- 102 Will Lewis, 1980-81 (57-P, 45-K)

### Most Combined Kick Returns, Season

- 75 Bobby Joe Edmonds, 1988 (35-P, 40-K)
- 69 Rufus Crawford, 1978 (34-P, 35-K)
- 68 Bobby Joe Edmonds, 1986 (34-P, 34-K)

### Most Combined Kick Returns, Game

- 9 Bobby Joe Edmonds, vs. L.A. Raiders 11/30/89 (1-P, 8-K)
- Bobby Joe Edmonds, vs. L.A. Raiders 12/18/88 (3-P, 6-K)
- 8 By 10 Players  
(Last: David Hollis, vs. Green Bay 11/15/87 [4-P, 4-K])

## YARDS GAINED

### Most Yards Returned, Career

- 3,238 Bobby Joe Edmonds, 1986-88 (1,010-P, 2,228-K)
- 1,837 Chris Warren, 1990-91 (567-P, 1,270-K)
- 1,717 Al Hunter, 1977-80 (1,717-K)

**Most Yards Gained, Season**

- 1,240 Bobby Joe Edmonds, 1988  
(340-P, 900-K)
- 1,183 Bobby Joe Edmonds, 1986  
(419-P, 764-K)
- 1,148 Zachary Dixon, 1983  
(1,148-K)

**Most Yards Returned, Game**

- 188 Bobby Joe Edmonds, vs.  
L.A. Raiders 12/18/88  
(34-P, 154-K)
- 183 Bobby Joe Edmonds, vs.  
New England 9/21/86  
(76-P, 107-K)
- 174 Oliver Ross, vs. Detroit  
10/24/76 (174-K)

**TOUCHDOWNS****Most Touchdowns, Career**

- 2 Paul Johns, 1981-84 (2-P)
- 1 By 5 Players  
(Last: Chris Warren,  
1990-91 [1-P])

**Most Touchdowns, Season**

- 1 By 7 Players  
(Last: Chris Warren,  
1990-91 [1-P])

**Most Touchdowns, Game**

- 1 By 7 Players  
(Last: Chris Warren, vs.  
Indianapolis 9/29/91[1-P])

**FUMBLES****Most Fumbles, Career**

- 108 Dave Krieg, 1980-91  
(NFL Record)
- 49 Jim Zorn, 1976-84
- 38 Curt Warner, 1983-89

**Most Fumbles, Season**

- 18 Dave Krieg, 1989
- 16 Dave Krieg, 1990
- 12 Jim Zorn, 1980

**Most Fumbles, Game**

- 6 Dave Krieg, vs. Kansas City  
11/5/89
- 5 Dave Krieg, vs. San Diego  
11/25/90 (OT)
- 4 Dave Krieg, vs. L.A.  
Raiders 12/8/86

**FUMBLES RECOVERED****Most Fumbles Recovered, Career, Own and Opponents**

- 27 Dave Krieg, 1980-91  
(27-own)
- 17 Jacob Green, 1980-91  
(17-opp)
- 13 By 2 Players

**Most Fumbles Recovered, Season, Own and Opponents**

- 9 Dave Krieg, 1989 (9-own)
- 5 By 3 Players  
(Last: Nesby Glasgow,  
1989 [5-opp])

**Most Fumbles Recovered, Game, Own and Opponents**

- 3 Dave Krieg, vs. Chicago  
12/20/87 (3-own)  
Dave Krieg, vs. Kansas City  
11/5/89 (3-own)
- 2 By 15 Players  
(Last: Terry Wooden, vs.  
Denver 9/15/91 [2-opp])

**OWN FUMBLES RECOVERED****Most Own Fumbles Recovered, Career**

- 27 Dave Krieg, 1980-91
- 13 Curt Warner, 1983-89
- 12 Jim Zorn, 1976-84

**Most Own Fumbles Recovered, Season**

- 9 Dave Krieg, 1989
- 5 Curt Warner, 1986  
Dave Krieg, 1987

**Most Own Fumbles Recovered, Game**

- 3 Dave Krieg, vs. Chicago  
12/20/87
- 2 By 7 Players  
(Last: Dave Krieg, vs.  
Denver 11/26/89 [2-own])

**OPPONENTS' FUMBLES RECOVERED****Most Opponents' Fumbles Recovered, Career**

- 17 Jacob Green, 1980-91
- 11 Dave Brown, 1976-86  
John Harris, 1978-85

**Most Opponents' Fumbles Recovered, Season**

- 5 Nesby Glasgow, 1989
- 4 By 11 Players  
(Last: Terry Wooden and  
Tony Woods, 1991)

**Most Opponents' Fumbles Recovered, Game**

- 2 By 11 Players  
(Last: Terry Wooden, vs.  
Denver 9/15/91)

**YARDS RETURNING FUMBLES****Longest Fumble Return**

- 79 Jacob Green, vs. N.Y. Jets  
10/27/85 (TD)
- 62 John Harris, vs. N.Y. Jets  
9/11/83
- 54 Cornell Webster, vs.  
Houston 10/21/79 (TD)

**TOUCHDOWNS****Most Touchdowns, Career (Total)**

- 2 Jacob Green, 1980-91  
(2-opp)  
Shelton Robinson, 1982-85  
(2-opp)
- 1 By 6 Players

**Most Touchdowns, Season (Total)**

- 2 Shelton Robinson, 1983  
(2-opp)
- 1 By 8 Players  
(Last: Eugene Robinson,  
1990 [1-opp])

**Most Touchdowns, Career (Opponents' Recovered)**

- 2 Jacob Green, 1980-91  
Shelton Robinson, 1982-85
- 1 By 6 Players

**Most Touchdowns, Season (Opponents' Recovered)**

- 2 Shelton Robinson, 1983
- 1 By 8 Players  
(Last: Eugene Robinson,  
1990)

**Most Touchdowns, Game (Opponents' Recovered)**

- 1 By 10 Players  
(Last: Eugene Robinson,  
vs. Detroit 12/30/90)



## COMBINED NET YARDS GAINED

Yards Gained Via Rushing,  
Receiving, Interception Return,  
Punt Return, Kickoff Return,  
and Fumble Return

### ATTEMPTS

#### Most Attempts, Career

- 1,854 Curt Warner, 1983-89
- 1,298 John L. Williams, 1986-91
- 1,038 Sherman Smith, 1976-82

#### Most Attempts, Season

- 379 Curt Warner, 1983
- 365 Curt Warner, 1986
- 340 Curt Warner, 1985

#### Most Attempts, Rookie, Season

- 379 Curt Warner, 1983
- 162 Sherman Smith, 1976
- John L. Williams, 1986

#### Most Attempts, Game

- 34 Curt Warner, vs. San Diego  
9/15/85
- 33 Curt Warner, vs. San Diego  
10/6/85
- 32 By 2 Players  
(Last: Curt Warner, vs.  
N.Y. Giants 12/11/83)

### YARDS GAINED

#### Most Yards Gained, Career

- 13,396 Steve Largent, 1976-89
- 8,171 Curt Warner, 1983-89
- 6,996 John L. Williams, 1986-91

#### Most Yards Gained, Season

- 1,822 Curt Warner, 1986
- 1,774 Curt Warner, 1983
- 1,528 John L. Williams, 1988

#### Most Yards Gained, Rookie, Season

- 1,774 Curt Warner, 1983
- 1,172 Bobby Joe Edmonds, 1986
- 1,157 Rufus Crawford, 1978

#### Most Yards Gained, Game

- 261 Steve Largent, vs. Detroit  
10/18/87
- 239 John L. Williams, vs. L.A.  
Raiders 12/18/88
- 221 Curt Warner, vs. Denver  
12/20/86

## TACKLES

#### Most Tackles, Career

- 813 Keith Butler, 1978-87
- 718 Jacob Green, 1980-91
- 684 Dave Brown, 1976-86

#### Most Tackles, Season

- 153 Terry Beeson, 1978
- 140 Michael Jackson, 1981
- 136 Michael Jackson, 1980

#### Most Tackles, Game

- 18 Terry Beeson, vs. Houston  
11/2/77
- Sammy Green, vs.  
Minnesota 10/8/78
- 16 By 7 Players  
(Last: Fredd Young, vs.  
Detroit 10/18/87)

## SACKS

#### Most Sacks, Career

- 116.0 Jacob Green, 1980-91
- 57.5 Jeff Bryant, 1982-91
- 39.5 Joe Nash, 1982-91

#### Most Sacks, Season

- 16.0 Jacob Green, 1983
- 14.5 Jeff Bryant, 1984
- 13.5 Jacob Green, 1985

#### Most Sacks, Game

- 4.0 Jacob Green, vs. N.Y.  
Giants 10/19/86
- 3.5 Jacob Green, vs. L.A.  
Raiders 10/16/83
- 3.0 By 11 Players  
(Last: Rufus Porter, vs.  
Denver 11/24/91)

## FORCED FUMBLES

#### Most Forced Fumbles, Career

- 28 Jacob Green, 1980-91
- 13 Joe Nash, 1982-91
- Bruce Scholtz, 1982-88

#### Most Forced Fumbles, Season

- 7 Jacob Green, 1985
- 6 Jacob Green, 1981
- Dave Brown, 1983

#### Most Forced Fumbles, Game

- 2 By 11 Players  
(Last: Darren Comeaux,  
vs. L.A. Raiders 10/13/91)

## BLOCKED KICKS

#### Most Blocked Punts, Career

- 3 Kerry Justin, 1978-83,  
1986-87
- 2 By 4 Players

#### Most Blocked Punts, Season

- 2 By 4 Players  
(Last: Kerry Justin, 1986)

#### Most Blocked Punts, Game

- 1 By 19 Players  
(Last: Patrick Hunter, vs.  
Pittsburgh 10/20/91)

#### Most Blocked Field Goals, Career

- 7 Joe Nash, 1982-91
- 2 By 3 Players

#### Most Blocked Field Goals, Season

- 3 Joe Nash, 1989
- 2 Mike White, 1982
- 2 Joe Nash, 1984

#### Most Blocked Field Goals, Game

- 1 By 23 Players  
(Last: Joe Nash, vs.  
Kansas City 11/5/89)

#### Most Blocked Field Goals, Game

- 1 By 23 Players  
(Last: Joe Nash, vs.  
Kansas City 11/5/89)

#### Most Blocked PATs, Career

- 3 Mike White, 1981-82
- 2 By 3 Players

#### Most Blocked PATs, Season

- 2 Mike White, 1981
- 1 By 9 Players

#### Most Blocked PATs, Game

- 1 By 11 Players  
(Last: Jeff Bryant, vs. San  
Diego 10/15/89)

**Most Blocked Kicks (Field Goals and PATs), Career**

- 9 Joe Nash, 1982-910  
(7 FG, 2 PAT)
- 5 Mike White, 1981-82  
(2 FG, 3 PAT)
- 4 By 2 Players

**Most Blocked Kicks (Field Goals and PATs), Season**

- 3 Mike White, 1982  
(2 FG, 1 PAT)
- Joe Nash, 1989 (3 FG)
- 2 By 4 Players

**Most Blocked Kicks (Field Goals and PATs), Game**

- 1 By 34 Players  
(Last: Joe Nash, vs.  
Kansas City 11/5/89 [FG])

**Longest Return of Blocked Punt**

- 32 Jessie Green, vs. N.Y. Jets  
10/19/80
- 26 Steve Raible, vs. Green  
Bay 10/10/76
- 17 Autry Beamon, vs.  
Baltimore 9/18/77

**Longest Return of Blocked Field Goal (All TDs Except as Noted)**

- 62 Paul Moyer, vs. Cleveland  
10/9/88 (no TD)
- Vernon Dean, vs. L.A.  
Rams 10/23/88
- 56 Byron Walker, vs. L.A.  
Raiders 11/3/85

# TEAM RECORDS

## ATTENDANCE

**Largest Single Season Regular Season Home Attendance**

- 494,104 1988 (61,763)
- 493,657 1984 (61,707)
- 492,921 1986 (61,615)

**Largest Single Game Regular Season Home Attendance**

- 64,411 vs. Denver 12/15/84
- 64,060 vs. L.A. Raiders 11/3/85
- 64,001 vs. L.A. Raiders 11/12/84

**Largest Single Game Regular Season Road Attendance**

- 81,201 at L.A. Raiders 12/15/85
- 78,605 at Cleveland 10/9/88
- 77,904 at L.A. Raiders 10/7/84

## GAMES WON

**Most Consecutive Games Won (Regular Season)**

- 8 1984
- 5 1986
- 4 1983-84

**Most Consecutive Games Without Defeat (Regular Season)**

- 8 1984
- 5 1986
- 4 1983-84

**Most Games Won, Season**

- 12 1984
- 10 1986
- 9 5 Times (Last: 1990)

**Most Consecutive Games Won, One Season**

- 8 1984
- 5 1986
- 3 7 Times (Last: 1990)

**Most Consecutive Games Won, Start of Season**

- 3 1986
- 2 1984, 1985, 1988

**Most Consecutive Games Won, End of Season**

- 5 1986
- 2 5 Times (Last: 1990)

**Most Consecutive Home Games Won**

- 8 1983-84
- 5 1987
- 1990-91

**Most Consecutive Road Games, Won**

- 5 1979-80
- 4 1984
- 3 1978, 1989, 1990

**Most Shutout Games Won or Tied, Season**

- 3 1984
- 2 1986
- 1 3 Times (Last: 1982)

**Most Consecutive Shutout Games Won or Tied**

- 2 1984
- 1 6 Times (Last: 1986 [Twice])

## GAMES LOST

**Most Consecutive Games Lost**

- 10 1980-81
- 9 1976-77
- 5 1976, 1981

**Most Games Lost, Season**

- 12 1976, 1980
- 10 1981

**Most Consecutive Games Lost, One Season**

- 9 1980
- 5 1976 (Twice), 1981
- 4 3 Times (Last: 1989)

**Most Consecutive Games Lost, Start of Season**

5 1976  
4 1977  
3 1990

**Most Consecutive Games Lost, End of Season**

9 1980  
5 1976  
2 1984, 1985

**Most Consecutive Home Games Lost**

8 1980  
4 1976, 1976-77

**Most Consecutive Road Games Lost**

8 1976-77, 1980-81  
5 1986

**Most Shutout Games Lost or Tied, Season**

1 5 Times (Last: 1990)

**Most Consecutive Shutout Games, Lost or Tied, Season**

1 5 Times (Last: 1990)

**Most Consecutive Overtime Games Lost, Season**

1 4 Times (Last: 1990)

## SCORING

**POINTS****Most Points, Season**

418 1984  
403 1983  
378 1979

**Fewest Points, Season**

127 1982 (9 Games)  
229 1983  
241 1989

**Most Points, Game**

56 vs. Buffalo 10/30/77  
51 vs. Kansas City 11/27/83 (OT)  
49 vs. San Diego 9/15/85

**Fewest Points, Game**

0 6 Times  
(Last: vs. Chicago 9/9/90)

**Most Points, Both Teams, Game**

99 Seattle (51) vs. Kansas City (48) 11/27/83 (OT)  
84 Seattle (49) vs. San Diego (35) 9/15/85  
80 Seattle (43) at L.A. Raiders (37) 12/18/88

**Fewest Points, Both Teams, Game**

14 Seattle (14) vs. Washington (0) 9/28/80  
16 3 Times  
(Last: Buffalo [13] vs. Seattle [3] 11/6/88)

**Most Points, Shutout Victory, Game**

45 vs. Kansas City 11/4/84  
37 vs. L.A. Raiders 12/8/86  
33 vs. Cleveland 9/3/84

**Fewest Points, Shutout Victory, Game**

14 vs. Washington 9/28/80  
16 vs. Pittsburgh 11/28/82  
17 vs. N.Y. Jets 11/13/77

**Most Points Overcome to Win Game**

18 vs. Pittsburgh 11/8/81  
(Trailed 3-21, Won 24-21)  
14 2 Times  
(Last: vs. Kansas City 11/27/83 [OT] [Trailed 14-28, Won 51-48])

**Most Points Each Half**

1st: 42 vs. Buffalo 10/30/77  
34 vs. Kansas City 12/11/77  
31 vs. Kansas City 11/4/84  
vs. Kansas City 9/11/88  
2nd: 37 vs. Kansas City 11/27/83 (OT) (Includes 3 points in overtime)  
35 vs. San Diego 9/15/85  
31 vs. L.A. Raider 10/16/83  
vs. New England 9/21/86

**Most Points, One Quarter**

28 4 Times  
(Last: vs. Kansas City 9/11/88 [2nd])

**Most Points, Each Quarter**

1st: 21 vs. Cincinnati 9/6/81  
vs. Detroit 10/18/87  
17 vs. Buffalo 10/14/84  
2nd: 28 vs. Buffalo 10/30/77  
vs. Kansas City 11/4/84  
vs. Kansas City 9/11/88  
3rd: 28 vs. San Diego 9/15/85  
24 vs. Chicago 11/5/78  
20 vs. Kansas City 9/20/87  
vs. Chicago 12/20/87  
4th: 24 vs. New England 9/21/86  
21 vs. Detroit 9/24/78  
20 vs. New Orleans 11/10/85  
OT: 3 3 Times (Last: vs. Houston 12/2/90)

**GAMES****Most Consecutive Games Scoring**

112 1982-89  
35 1976-79  
31 1990-91 (Current)

**TOUCHDOWNS****Most Touchdowns, Season**

51 1984  
50 1983  
46 1979, 1987

**Fewest Touchdowns, Season**

14 1982 (9 Games)  
28 1989  
29 1976

**Most Touchdowns, Game**

8 vs. Buffalo 10/30/77  
7 vs. San Diego 9/15/85  
6 5 Times  
(Last: vs. Denver 12/11/88)

**Most Touchdowns, Both Teams, Game**

13 Seattle (6) vs. Kansas City (7) 11/27/83 (OT)  
12 Seattle (7) vs. San Diego (5) 9/15/85  
10 3 Times  
(Last: Seattle [4] vs. Green Bay [6] 10/15/78)

**Most Consecutive Games Scoring Touchdowns**

48 1982-85  
34 1985-88  
30 1977-79

**POINTS AFTER TOUCHDOWN****Most Points After Touchdown, Season**

50 1984  
49 1983  
44 1987

**Fewest Points After Touchdown, Season**

13 1982 (9 Games)  
26 1976  
27 1991

**Most Points After Touchdown, Game**

8 vs. Buffalo 10/30/77  
7 vs. San Diego 9/15/85  
6 5 Times  
(Last: vs. Denver 12/11/88)

**Most Points After Touchdown, Both Teams, Game**

12 Seattle (6) vs. Kansas City  
(6) 11/27/83  
10 2 Times  
(Last: Seattle [4] vs.  
Green Bay [6] 10/15/78)

**FIELD GOALS****Most Field Goals Attempted, Season**

35 1986  
32 1990  
31 1980, 1991

**Fewest Field Goals Attempted, Season**

14 1982 (9 Games)  
16 1976  
18 1977

**Most Field Goals Attempted, Game**

6 vs. Kansas City 9/20/87  
5 3 Times  
(Last: vs. L.A. Raiders  
12/18/88)

**Most Field Goals Attempted, Both Teams, Game**

8 Seattle (5) vs. L.A. Raiders  
(3) 12/18/88  
7 5 Times  
(Last: Seattle [3] vs.  
Buffalo [4] 12/4/89)

**Most Field Goals, Season**

25 1991  
23 1990  
22 1986, 1988

**Fewest Field Goals, Season**

9 1976, 1977  
10 1982 (9 Games)

**Most Field Goals, Game**

5 vs. Kansas City 9/20/87  
vs. L.A. Raiders 12/18/88  
4 5 Times  
(Last: vs. Kansas City  
10/21/90)

**Most Field Goals, Both Teams, Game**

8 Seattle (5) vs. L.A. Raiders  
(3) 12/18/88  
6 3 Times  
(Last: Seattle [4] vs.  
New Orleans [2] 10/16/88)

**Most Consecutive Games Scoring Field Goals**

15 1990-91  
10 1978-79  
9 1983-84

**SAFETIES****Most Safeties, Season**

1 5 Times  
(Last: 1985)

**Most Safeties, Game**

1 5 Times  
(Last: vs. Atlanta 10/13/85)

**Most Safeties, Both Teams, Game**

2 Seattle (0) vs. Denver  
(2) 1/2/83  
1 20 Times  
(Last: Seattle [0] vs.  
Denver (1) 12/23/90)

**FIRST DOWNS****Most Seasons Leading League**

1 1978

**Most First Downs, Season**

345 1978  
315 1979  
302 1980

**Fewest First Downs, Season**

159 1982 (9 Games)  
237 1976  
251 1977

**Most First Downs, Game**

34 vs. San Diego 11/22/87  
33 vs. Kansas City 11/27/83  
(OT)  
30 3 Times  
(Last: vs. Denver 12/11/88)

**Fewest First Downs, Game**

1 vs. L.A. Rams 11/4/79  
2 vs. New England 12/4/88  
6 2 Times  
(Last: vs. Chicago 9/9/90)

**Most First Downs, Rushing, Season**

150 1978  
131 1983  
125 1988

**Fewest First Downs, Rushing, Season**

51 1982 (9 Games)  
75 1976  
80 1991

**Most First Downs, Rushing, Game**

19 vs. San Diego 11/22/87  
18 vs. Kansas City 11/27/83  
(OT)  
16 vs. Denver 12/11/88

**Fewest First Downs, Rushing, Game**

0 vs. L.A. Rams 11/4/79  
vs. New England 12/4/88  
1 8 Times  
(Last: vs. Kansas City  
12/1/91)

**Most First Downs, Passing, Season**

180 1989  
179 1985  
171 1979, 1984

**Fewest First Downs, Passing, Season**

89 1982 (9 Games)  
116 1977  
139 1988

**Most First Downs, Passing, Game**

21 vs. Denver 11/20/83  
20 vs. Denver 12/15/84  
18 vs. San Diego 10/29/89

**Fewest First Downs, Passing, Game**  
 1 vs. L.A. Rams 11/4/79  
 2 4 Times  
 (Last: vs. Chicago 9/9/90)

**Most First Downs, Penalty, Season**  
 39 1978  
 27 1987, 1988

**Fewest First Downs, Penalty, Season**  
 10 1986  
 14 1991  
 16 1983

**Most First Downs, Penalty, Game**  
 6 vs. N.Y. Jets 9/17/78  
 vs. San Diego 11/16/81  
 5 4 Times  
 (Last vs. L.A. Raiders 11/3/85)

## NET YARDS GAINED RUSHING AND PASSING

**Most Plays, Season**  
 1090 1985  
 1072 1978  
 1046 1979

**Fewest Plays, Season**  
 589 1982 (9 Games)  
 869 1977  
 882 1976

**Most Plays, Game**  
 85 vs. Kansas City 11/27/83  
 (OT)  
 84 vs. Kansas City 9/29/85  
 vs. San Diego 11/22/87

**Fewest Plays, Game**  
 35 vs. L.A. Rams 11/4/79  
 41 vs. New England 12/4/88  
 42 vs. Washington 12/23/89

**Most Net Yards Gained, Season**  
 5557 1979  
 5511 1978  
 5409 1986

**Fewest Net Yards Gained, Season**  
 2594 1982 (9 Games)  
 4062 1976  
 4292 1977

**Most Net Yards Gained, Game**  
 559 vs. Buffalo 10/30/77  
 536 vs. Denver 12/20/86  
 531 vs. Kansas City 11/27/83  
 (OT)

**Fewest Net Yards Gained, Game**  
 -7 vs. L.A. Rams 11/4/79  
 (NFL Record)  
 65 vs. New England 12/4/88  
 127 vs. N.Y. Giants 10/18/81

**Most Consecutive Games, 400 or More Yards Gained**  
 4 1986  
 2 4 Times  
 (Last: 1988)

**Most Consecutive Games, 300 or More Yards Gained**  
 7 1978-79  
 6 1980, 1986

**Highest Average Gain, Season**  
 5.38 1986 (1,005-5,409)  
 5.31 1979 (1,046-5,557)  
 5.14 1978 (1,082-5,511)

**Lowest Average Gain, Season**  
 4.40 1982 (589-2,594) (9 Games)  
 4.55 1989 (1,010-4,596)  
 4.61 1976 (882-4,062)

## RUSHING

**Most Rushing Attempts, Season**  
 561 1978  
 546 1983  
 517 1988

**Fewest Rushing Attempts, Season**  
 227 1982 (9 Games)  
 374 1976  
 394 1991

**Most Rushing Attempts, Game**  
 57 vs. N.Y. Jets 9/11/83  
 56 vs. San Diego 9/18/83  
 54 vs. San Diego 11/22/87

**Fewest Rushing Attempts, Game**  
 7 vs. L.A. Raiders 11/17/91  
 9 vs. Washington 12/23/89  
 12 3 Times  
 (Last: vs. Atlanta 12/15/91)

## YARDS GAINED

**Most Yards Gained Rushing, Season**  
 2394 1978  
 2119 1986  
 2119 1983

**Fewest Yards Gained Rushing, Season**  
 795 1982 (9 Games)  
 1392 1989  
 1413 1976

**Most Yards Gained Rushing, Game**  
 298 vs. Denver 12/20/86  
 280 vs. Kansas City 11/27/83  
 (OT)  
 277 vs. San Diego 11/22/87

**Fewest Yards Gained Rushing, Game**  
 20 vs. New England 12/4/88  
 23 vs. L.A. Rams 11/4/79  
 vs. L.A. Raiders 11/17/91

## AVERAGE GAIN

**Highest Average Gain, Rushing, Season**  
 4.48 1986 (513-2,300)  
 4.27 1978 (561-2,394)  
 4.26 1977 (461-1,964)

**Lowest Average Gain, Rushing, Season**  
 3.32 1984 (495-1,645)  
 3.44 1989 (405-1,392)  
 3.50 1982 (227-795) (9 Games)

## TOUCHDOWNS

**Most Touchdowns, Rushing, Season**  
 28 1978  
 24 1979  
 19 1983

**Fewest Touchdowns, Rushing, Season**  
 4 1982 (9 Games)  
 5 1989  
 9 1985

**Most Touchdowns, Rushing, Game**

4 6 Times  
(Last: vs. Denver 12/11/88)

**PASSING****Most Passes Attempted, Season**

575 1985  
559 1989  
523 1979

**Fewest Passes Attempted, Season**

326 1982 (9 Games)  
387 1977  
405 1987

**Most Passes Attempted, Game**

61 vs. Kansas City 9/29/85  
51 3 Times  
(Last: vs. L.A. Rams  
9/23/85)

**Fewest Passes Attempted, Game**

14 vs. Kansas City 12/11/77  
15 vs. Pittsburgh 12/6/87  
16 3 Times  
(Last: vs. Cincinnati  
11/18/84)

**Most Passes Attempted, Both Teams, Game**

84 Seattle (42) vs. San Diego  
(42) 12/14/80  
Seattle (46) vs. Kansas  
City (38) 12/9/84  
83 2 Times  
(Last: Seattle [40] vs.  
Denver [43] 12/20/85)

**Fewest Passes Attempted, Both Teams, Game**

30 Seattle (20) vs. New  
England (10) 12/4/88  
33 Seattle (15) vs. Pittsburgh  
(18) 12/6/87  
38 Seattle (23) vs. New  
England (15) 10/9/77

**COMPLETIONS****Most Passes Completed, Season**

316 1989  
307 1981  
304 1985

**Fewest Passes Completed, Season**

175 1977  
176 1982 (9 Games)  
229 1976

**Most Passes Completed, Game**

33 vs. Atlanta 10/13/85  
31 vs. Kansas City 9/27/81  
vs. Denver 11/20/83

**Fewest Passes Completed, Game**

2 vs. L.A. Rams 11/4/79  
4 vs. L.A. Raiders 10/16/83  
5 vs. New England 10/9/77

**Most Passes Completed, Both Teams, Game**

56 Seattle (22) vs. San Diego  
(34) 9/15/85  
54 Seattle (25) vs. San Diego  
(29) 10/9/83  
52 Seattle (25) vs. N.Y. Jets  
(27) 11/2/86

**Fewest Passes Completed, Both Teams, Game**

14 Seattle (5) vs. New  
England (9) 10/9/77  
Seattle (9) vs. New  
England (5) 12/4/88  
17 Seattle (10) vs. Cleveland  
(7) 12/18/77

**YARDS GAINED****Most Net Yards Gained, Passing, Season**

3590 1979  
3427 1981  
3423 1984

**Fewest Net Yards Gained, Passing, Season**

1799 1982  
2328 1977  
2649 1976

**Most Net Yards Gained, Passing, Game**

406 vs. Denver 11/25/84  
391 vs. New Orleans 11/18/79  
389 vs. L.A. Raiders 12/18/88

**Fewest Net Yards, Gained Passing, Game**

-30 vs. L.A. Rams 11/4/79  
2 vs. L.A. Raiders 10/16/83  
27 vs. Houston 11/20/77

**TIMES SACKED****Most Times Sacked, Season**

53 1985  
51 1980  
47 1983

**Fewest Times Sacked, Season**

21 1977  
23 1979  
28 1976

**Most Times Sacked, Game**

9 vs. Kansas City 11/11/90  
8 vs. Cleveland 9/12/82  
vs. Dallas 12/4/83

**COMPLETION PERCENTAGE****Highest Completion Percentage, Season**

59.42 1991 (488-290)  
59.16 1986 (453-268)  
59.15 1990 (448-265)

**Lowest Completion Percentage, Season**

45.22 1977 (387-175)  
47.71 1976 (480-229)  
52.87 1985 (575-304)

**TOUCHDOWNS****Most Touchdowns, Passing, Season**

32 1984  
31 1987  
28 1985

**Fewest Touchdowns, Passing, Season**

9 1982 (9 Games)  
13 1976  
15 1978, 1990

**Most Touchdowns, Passing, Game**

5 vs. Detroit 12/2/84  
vs. San Diego 9/15/85  
vs. L.A. Raiders 11/28/88

**Most Touchdowns, Passing, Both Teams, Game**

- 10 Seattle (5) vs. San Diego (5) 9/15/85
- 7 5 Times  
(Last: Seattle [3] vs. Phoenix [4] 9/17/89)

**PASSES HAD INTERCEPTED****Most Passes Had Intercepted, Season**

- 32 1977
- 30 1976
- 26 1984, 1991

**Fewest Passes Had Intercepted, Season**

- 13 1982 (9 Games)
- 14 1986
- 15 1981

**Most Passes Had Intercepted, Game**

- 6 vs. Detroit 10/24/76  
vs. Kansas City 12/9/84
- 5 2 Times  
(Last: vs. Kansas City 9/29/85)

**PUNTING****Most Punts, Season**

- 95 1984
- 91 1985
- 82 1976

**Fewest Punts, Season**

- 49 1982 (9 Games)
- 61 1987
- 64 1977

**Most Punts, Game**

- 11 vs. L.A. Rams 11/4/79  
vs. Kansas City 11/9/86
- 10 2 Times  
(Last: vs. L.A. Raiders 11/12/84)

**Fewest Punts, Game**

- 1 8 Times  
(Last: Detroit 12/30/90)

**AVERAGE YARDAGE****Highest Average Distance, Punting, Season**

- 40.83 1988 (70-2,858)
- 40.63 1990 (67-2,772)
- 40.59 1991 (76-3,085)

**Lowest Average Distance, Punting, Season**

- 36.89 1978 (69-2,543)
- 37.40 1976 (82-3,067)
- 37.55 1984 (95-3,567)

**HAD BLOCKED****Most Punts Had Blocked, Season**

- 3 1979
- 2 1980, 1977

**Most Punts Had Blocked, Game**

- 2 vs. Kansas City 9/30/79
- 1 7 Times  
(Last: vs. Philadelphia 9/10/89)

**Most Consecutive Punts Without A Block**

- 612 1980-88
- 218 1989-91 (Current)
- 110 1977-79

**INSIDE THE 20****Most Punts Inside the Opponents' 20 Yard Line, Season**

- 25 1983
- 24 1984
- 18 1987, 1990

**Fewest Punts Inside the Opponents' 20 Yard Line, Season**

- 9 1982 (9 Games)
- 10 1986
- 11 1977, 1979, 1991

**Most Punts Inside the Opponents' 20 Yard Line, Game**

- 5 vs. New England 12/18/83
- 4 3 Times  
(Last: vs. San Diego 10/29/89)

**PUNT RETURNS****Most Punt Returns, Season**

- 53 1985
- 44 1984
- 41 1981

**Fewest Punt Returns, Season**

- 21 1982 (9 Games)
- 30 1989
- 31 1977

**Most Punt Returns, Game**

- 7 vs. Tampa Bay 10/17/76  
vs. N.Y. Jets 11/13/77
- 6 3 Times  
(Last: vs. L.A. Raiders 12/8/86)

**Fewest Punt Returns, Game**

- 0 21 Times  
(Last: vs. San Diego 10/27/91)

**FAIR CATCHES****Most Fair Catches, Season**

- 20 1991
- 17 1989
- 16 1990

**Fewest Fair Catches, Season**

- 4 1977
- 5 1978
- 6 4 Times  
(Last: 1983)

**Most Fair Catches, Game**

- 5 3 Times  
(Last: vs. Pittsburgh 10/20/91)

**YARDS GAINED****Most Yards, Punt Returns, Season**

- 484 1984
- 483 1985
- 457 1986

**Fewest Yards, Punt Returns, Season**

- 217 1977
- 228 1982 (9 Games)
- 246 1976

**Most Yards, Punt Returns, Game**

- 103 vs. Philadelphia 11/23/86
- 101 vs. Pittsburgh 9/7/86
- 96 vs. L.A. Raiders 10/16/83

**Fewest Yards, Punt Returns, Game**

- 2 vs. Washington 9/19/76
- 0 22 Times  
(Last: vs. San Diego 11/10/91)

## AVERAGE YARDS RETURNING PUNTS

### Highest Average, Punt Returns, Season

11.72 1986 (39-457)  
11.00 1984 (44-484)  
10.86 1982 (21-228) (9 Games)

### Lowest Average, Punt Returns, Season

6.31 1976 (39-246)  
7.00 1977 (31-217)  
8.27 1979 (34-281)

## TOUCHDOWNS RETURNING PUNTS

### Most Touchdowns, Punt Returns, Season

1 5 Times  
(Last: 1991)

### Most Touchdowns, Punt Returns, Game

1 5 Times  
(Last: vs. Indianapolis 9/29/91)

## KICKOFF RETURNS

### Most Kickoff Returns, Season

79 1976  
73 1977, 1980

### Fewest Kickoff Returns, Season

29 1982 (9 Games)  
50 1990  
54 1984

### Most Kickoff Returns, Game

9 vs. New Orleans 11/21/76  
vs. Kansas City 11/27/83  
(OT)  
8 9 Times  
(Last: vs. Denver 11/26/89)

### Fewest Kickoff Returns, Game

0 vs. Pittsburgh 11/28/82  
vs. Denver 11/25/84  
1 17 Times  
(Last: vs. Indianapolis 9/29/91)

## YARDS GAINED

### Most Yards, Kickoff Returns, Season

1605 1976  
1575 1983  
1510 1978

### Fewest Yards, Kickoff Returns, Season

544 1982 (9 Games)  
985 1990  
1007 1984

### Most Yards, Kickoff Returns, Game

251 vs. New Orleans 11/21/76  
209 vs. Kansas City 11/27/83  
(OT)  
204 vs. San Diego 12/10/78

### Fewest Yards, Kickoff Returns, Game

0 vs. Pittsburgh 11/28/82  
vs. Denver 11/25/84  
2 2 Times  
(Last: vs. New Orleans 10/16/88)

## AVERAGE YARDAGE

### Highest Average, Kickoff Returns, Season

22.54 1978 (67-1,510)  
22.18 1983 (71-1,575)  
21.81 1988 (62-1,352)

### Lowest Average, Kickoff Returns, Season

18.52 1981 (69-1,278)  
18.65 1984 (54-1,007)  
18.77 1982 (29-544)(9 Games)

## TOUCHDOWNS

### Most Touchdowns, Kickoff Returns, Season

1 2 Times  
(Last: 1989)

### Most Touchdowns, Kickoff Returns, Game

1 vs. St. Louis 11/13/83  
vs. Kansas City 10/8/89

## FUMBLES

### Most Fumbles, Season

43 1989  
41 1981  
38 1980

### Fewest Fumbles, Season

21 1982 (9 Games)  
24 1984  
26 1977, 1991

### Most Fumbles, Game

8 vs. Houston 11/20/77  
vs. Kansas City 11/5/89  
7 vs. Denver 11/20/83

### Fewest Fumbles, Game

0 27 Times  
(Last: vs. N.Y. Jets 9/8/91)

## FUMBLES LOST

### Most Fumbles, Lost Season

23 1981  
20 1983  
19 1978

### Fewest Fumbles Lost, Season

11 1982 (9 Games)  
13 1977, 1984, 1986

### Most Fumbles, Lost, Game

5 vs. Green Bay 10/15/78  
vs. Denver 12/13/81  
4 4 Times  
(Last: vs. Kansas City 11/5/89)

### Fewest Fumbles Lost, Game

0 76 Times  
(Last: vs. Atlanta 12/15/91)

## FUMBLES RECOVERED

### Most Fumbles Recovered, Season, Own and Opponents

44 1983 (16 own, 28 opp)  
42 1989 (29 own, 13 opp)  
41 1981 (14 own, 27 opp)

### Fewest Fumbles Recovered, Season, Own and Opponents

19 1982 (10 own, 9 opp)  
(9 Games)  
21 1977 (10 own, 11 opp)  
1986 (7 own, 14 opp)



**Most Fumbles Recovered, Game, Own and Opponents'**

- 8 vs. Cleveland 12/20/81  
(1 own, 7 opp)
- 7 vs. Chicago 12/20/87  
(4 own, 3 opp)
- vs. San Diego 11/25/90  
(4 own, 3 opp)

**Most Own Fumbles Recovered, Season**

- 29 1989
- 22 1980
- 16 1978, 1983

**Fewest Own Fumbles Recovered, Season**

- 7 1986
- 8 1984
- 9 1976, 1991

**Most Opponents Fumbles Recovered, Season**

- 28 1983
- 27 1981
- 25 1984

**Fewest Opponents Fumbles Recovered, Season**

- 9 1982 (9 Games)
- 11 1977, 1980

**Most Opponents Fumbles Recovered, Game**

- 7 vs. Cleveland 12/20/81
- 5 vs. L.A. Raiders 10/16/83
- 4 4 Times  
(Last: vs. Cleveland 12/8/85)

**TOUCHDOWNS****Most Touchdowns, Fumbles Recovered, Season, Own and Opponents**

- 2 1981 (2 opp)  
1983 (2 opp)
- 1 6 Times  
(Last: 1990 [1 Opp])

**Most Touchdowns, Opponents Fumbles Recovered, Season**

- 2 1981, 1983
- 1 6 Times  
(Last: 1990)

**Most Touchdowns, Fumbles Recovered, Game, Own and Opponents**

- 1 10 Times  
(Last: vs. Detroit 12/30/90 [opp])

**TURNOVERS**

(Number of times losing the ball on interceptions and fumbles.)

**Most Turnovers, Season**

- 48 1976 (30 interceptions, 18 fumbles)
- 45 1977 (32 interceptions, 13 fumbles)
- 43 1991 (26 interceptions, 17 fumbles)

**Fewest Turnovers, Season**

- 24 1982 (13 interceptions, 11 fumbles) (9 Games)
- 27 1986 (14 interceptions, 13 fumbles)
- 34 1988 (20 interceptions, 14 fumbles)

**Most Turnovers, Game**

- 8 vs. Detroit 10/24/76  
(6 interceptions, 2 fumbles)
- vs. Denver 11/20/83  
(4 interceptions, 4 fumbles)
- 7 2 Times (Last: vs. Kansas City 9/29/85  
[5 interceptions, 2 fumbles])

**Most Turnovers, Both Teams, Game**

- 14 Seattle (4) vs. Cleveland (10) 12/20/81
- 11 Seattle (7) vs. Kansas City (4) 9/29/85
- 10 7 Times  
(Last: Seattle [5] vs. Green Bay [5] 11/15/87)

**Fewest Turnovers, Both Teams, Game**

- 1 8 Times  
(Last: Seattle [0] vs. Denver [1] 12/11/88)

**PENALTIES****Fewest Penalties, Season**

- 59 1982 (9 Games)
- 76 1977
- 79 1987, 1989

**Most Penalties, Season**

- 129 1984
- 109 1980
- 106 1981

**Fewest Penalties, Game**

- 0 vs. Pittsburgh 12/6/87
- 1 vs. St. Louis 9/12/76  
vs. L.A. Raiders 12/18/88

**Most Penalties, Game**

- 17 vs. Green Bay 10/21/84
- 15 vs. Tampa Bay 10/17/76  
vs. San Diego 10/9/83

**Fewest Penalties, Both Teams, Game**

- 5 Seattle (3) vs. Detroit (2) 12/2/84  
Seattle (5) vs. New Orleans (0) 11/10/85  
Seattle (3) vs. Kansas City (2) 12/1/91

**Most Penalties, Both Teams, Game**

- 35 Seattle (15) vs. Tampa Bay (20) 10/17/76
- 28 Seattle (17) vs. Green Bay (11) 10/21/84
- 24 Seattle (10) vs. L.A. Raiders (14) 11/3/85

**YARDS PENALIZED****Fewest Yards Penalized, Season**

- 523 1982 (9 Games)
- 666 1977
- 668 1987

**Most Yards Penalized, Season**

- 1,179 1984
- 903 1979
- 901 1980

**Fewest Yards Penalized, Game**

- 0 vs. Pittsburgh 12/6/87  
vs. L.A. Raiders 12/18/89
- 10 vs. Kansas City 11/5/89

- Most Yards Penalized, Game**  
 145 vs. Denver 12/8/79  
 128 vs. Green Bay 10/21/84  
 126 vs. Minnesota 9/30/84

- Fewest Yards Penalized, Both Teams, Game**  
 27 Seattle (20) vs. Kansas City (7) 12/1/91  
 30 Seattle (20) vs. Detroit (10) 12/2/84  
 34 Seattle (10) vs. L.A. Raiders (24) 12/18/88

- Most Yards Penalized, Both Teams, Game**  
 310 Seattle (120) vs. Tampa Bay (190) 10/17/76  
 273 Seattle (145) vs. Denver (128) 12/8/79  
 235 Seattle (128) vs. Green Bay (107) 10/21/84

## TIME OF POSSESSION

- Highest Average Time of Possession, Season**  
 30:47 1990  
 30:46 1984  
 30:35 1987
- Lowest Average Time of Possession, Season**  
 28:04 1982  
 28:38 1988  
 29:20 1989
- Highest Time of Possession, Game**  
 41:35 vs. San Diego 11/22/87  
 40:21 vs. Denver 10/22/89 (OT)  
 39:55 vs. Pittsburgh 10/20/91
- Lowest Time of Possession, Game**  
 14:28 vs. L.A. Rams 11/4/79  
 17:10 vs. San Francisco 9/25/88  
 17:58 vs. New England 12/19/82

# DEFENSIVE RECORDS

## SCORING

- Fewest Points Allowed, Season**  
 147 1982 (9 Games)  
 261 1991  
 282 1984
- Most Points Allowed, Season**  
 429 1976  
 408 1980  
 397 1983
- Fewest Points Allowed, Game**  
 0 8 Times  
 (Last: vs. L. A. Raiders 12/8/86)
- Most Points Allowed, Game**  
 51 vs. New Orleans 11/21/76  
 vs. Dallas 11/27/80  
 48 vs. Kansas City 11/27/83 (OT)
- Fewest Touchdowns Allowed, Season**  
 18 1982 (9 Games)  
 25 1991  
 32 1990
- Most Touchdowns Allowed, Season**  
 53 1976  
 48 1983  
 47 1980
- Fewest Touchdowns Allowed, Game**  
 0 19 Times  
 (Last: vs. L.A. Rams 12/22/91)
- Most Touchdowns Allowed, Game**  
 7 vs. Dallas 11/27/80  
 vs. Kansas City 11/27/83  
 6 4 Times  
 (Last: vs. Green Bay 10/15/78)

## FIRST DOWNS

- Fewest First Downs Allowed, Season**  
 167 1982 (9 Games)  
 263 1991  
 280 1990
- Most First Downs Allowed, Season**  
 371 1981  
 351 1983  
 350 1979
- Fewest First Downs Allowed, Game**  
 6 vs. San Diego 11/22/87  
 8 at N.Y. Jets 11/13/77  
 9 vs. Pittsburgh 9/7/86  
 vs. Indianapolis 9/29/91
- Most First Downs Allowed, Game**  
 32 at San Diego 9/15/85  
 31 at Chicago 12/20/87  
 30 at Denver 9/23/90 (OT)
- Fewest First Downs Allowed, Rushing, Season**  
 86 1982 (9 Games)  
 1990  
 90 1985
- Most First Downs Allowed, Rushing, Season**  
 175 1981  
 166 1976  
 153 1978
- Fewest First Downs Allowed, Rushing, Game**  
 0 at Green Bay 12/9/90  
 1 4 Times  
 (Last: vs. Indianapolis 9/29/91)
- Most First Downs Allowed, Rushing, Game**  
 19 vs. New Orleans 11/21/76  
 18 3 Times  
 (Last: at Kansas City 11/22/81)

**Fewest First Downs Allowed, Passing, Season**

68 1982 (9 Games)  
125 1977  
136 1976

**Most First Downs Allowed, Passing, Season**

195 1983  
192 1986  
179 1985

**Fewest First Downs Allowed, Passing, Game**

2 vs. Kansas City 12/17/78  
vs. Oakland 11/17/80  
3 2 Times  
(Last: at New England 12/4/88)

**Most First Downs Allowed, Passing, Game**

27 at San Diego 9/15/85  
20 at Oakland 12/16/79  
19 vs. Denver 12/20/85

**Fewest First Downs Allowed, Penalty, Season**

12 1991  
13 1982 (9 Games)  
16 1987, 1988, 1989

**Most First Downs Allowed, Penalty, Season**

33 1979  
29 1984  
28 1983

**Most First Downs Allowed, Penalty, Game**

5 vs. Minnesota 9/30/84  
4 10 Times  
(Last: vs. Denver 12/23/90)

## OFFENSIVE PLAYS

**Fewest Opponents' Plays Allowed, Season**

600 1982 (9 Games)  
950 1990  
954 1987

**Most Opponents' Plays Allowed, Season**

1126 1981  
1078 1979  
1075 1983

**Fewest Opponents' Plays Allowed, Game**

39 vs. San Diego 11/22/87  
41 vs. Pittsburgh 10/20/91  
43 vs. L.A. Raiders 9/16/90

**Most Opponents' Plays Allowed, Game**

95 vs. L.A. Rams 11/4/79  
88 vs. Denver 10/29/78 (OT)  
86 vs. Houston 11/20/77

**Fewest Opponents' Plays Allowed, Rushing, Season**

337 1982 (9 Games)  
413 1990  
435 1991

**Most Opponents' Plays Allowed, Rushing, Season**

614 1976  
596 1977  
588 1981

**Fewest Opponents' Plays Allowed, Rushing, Game**

10 vs. Green Bay 12/9/90  
12 vs. San Diego 11/22/87

13 3 Times

(Last: vs. Indianapolis 9/29/91)

**Most Opponents' Plays Allowed, Rushing, Game**

63 vs. L.A. Rams 11/4/79  
61 vs. Cincinnati 10/11/87  
60 2 Times  
(Last: vs. Pittsburgh 10/23/83)

**Fewest Opponents' Plays Allowed, Passing, Season**

253 1982 (9 Games)  
367 1977  
394 1976

**Most Opponents' Plays Allowed, Passing, Season**

582 1986  
576 1984  
564 1983

**Fewest Opponents' Attempts Allowed, Passing, Game**

10 vs. New England 12/4/88  
11 vs. Cincinnati 10/11/87  
13 vs. Kansas City 11/5/89

**Most Opponents' Attempts Allowed, Passing, Game**

59 vs. Kansas City 9/11/88  
55 vs. Kansas City 11/4/84  
53 2 Times  
(Last: vs. Green Bay 12/9/90)

## NET YARDS ALLOWED RUSHING AND PASSING

**Fewest Yards Allowed, Season**

2794 1982 (9 Games)  
4606 1990  
4703 1991

**Most Yards Allowed, Season**

6029 1983  
5940 1981  
5834 1979

**Fewest Yards Allowed, Game**

120 vs. Cleveland 9/3/84  
124 vs. N.Y. Jets 11/13/77  
137 vs. Indianapolis 9/29/91

**Most Net Yards Allowed, Game**

580 vs. San Francisco 9/25/88  
557 vs. San Diego 9/15/85  
553 vs. N.Y. Jets 11/2/86

## RUSHING

**Fewest Yards Allowed, Rushing, Season**

1461 1982 (9 Games)  
1606 1990  
1684 1991

**Most Yards Allowed Rushing, Season**

2881 1976  
2806 1981  
2517 1978

**Fewest Yards Allowed, Rushing, Game**

13 vs. Green Bay 12/9/90  
17 vs. San Diego 11/22/87  
40 2 Times  
(Last: vs. L.A. Raiders 12/8/86)

**Most Yards Allowed, Rushing, Game**  
356 vs. L.A. Raiders 11/30/87  
303 vs. L.A. Rams 11/4/79  
281 vs. St. Louis 9/12/76

**Fewest Touchdowns Allowed, Rushing, Season**  
4 1991  
7 1990  
11 1984, 1989

**Most Touchdowns Allowed, Rushing, Season**  
23 1979  
21 1977  
20 1976, 1978, 1981

**Most Touchdowns Allowed, Rushing, Game**  
4 3 Times  
(Last: vs. Dallas 11/27/80)

## PASSING

**Fewest Net Yards Allowed, Passing, Season**  
1333 1982 (9 Games)  
2333 1977  
2524 1976

**Most Net Yards Allowed, Passing, Season**  
3831 1983  
3582 1986  
3459 1979

**Fewest Net Yards Allowed, Passing, Game**  
15 vs. Kansas City 9/30/79  
25 vs. N.Y. Jets 11/13/77  
35 vs. New England 12/4/88

**Most Net Yards Allowed, Passing, Game**  
494 vs. San Diego 9/15/85  
427 vs. N.Y. Jets 11/2/86  
386 vs. New England 9/21/86

**Fewest Touchdowns Allowed, Passing, Season**  
4 1982 (9 Games)  
18 1984, 1991  
19 1977, 1990

**Most Touchdowns Allowed, Passing, Season**  
33 1983  
28 1980  
27 1976

**Most Touchdowns Allowed, Passing, Game**  
5 vs. San Diego 9/15/85  
vs. San Francisco 9/25/88  
4 10 Times  
(Last: vs. Denver 11/26/89)

## SACKS

**Most Sacks, Season**  
61 1985  
55 1984  
47 1986

**Fewest Sacks, Season**  
17 1982 (9 Games)  
18 1977  
25 1978

**Most Sacks, Game**  
11 vs. L.A. Raiders 12/8/86  
9 vs. Philadelphia 11/23/86  
8 2 Times  
(Last: vs. New Orleans 11/10/85)

**Most Opponents' Yards Lost Attempting to Pass, Season**  
464 1985  
398 1984  
351 1983

**Fewest Opponents' Yards Lost Attempting to Pass, Season**  
131 1977  
135 1982 (9 Games)  
170 1980

**Most Opponents Yards Lost Attempting to Pass, Game**  
68 vs. L.A. Raiders 12/8/86  
65 vs. L.A. Raiders 10/16/83  
62 vs. Oakland 11/29/81

## INTERCEPTIONS

**Most Seasons Leading League**  
1 1984

**Most Passes Intercepted By, Season**  
38 1984  
26 1983  
25 1977

**Fewest Passes Intercepted By, Season**  
9 1989  
12 1990  
13 1982 (9 Games)

**Most Passes Intercepted By, Game**  
6 vs. Kansas City 11/4/84  
5 vs. Houston 10/5/80  
4 11 Times  
(Last: vs. Kansas City 9/11/88)

**Most Consecutive Games, One or More Interceptions By**  
17 1983-84  
8 1990-91  
7 1977-78, 1980

**Most Yards, Returning Interceptions, Season**  
697 1984  
(Third Most in NFL History)  
397 1981  
356 1977

**Fewest Yards Returning Interceptions, Season**  
57 1989  
95 1980  
160 1982 (9 Games)

**Most Yards Returning Interceptions, Game**  
325 vs. Kansas City 11/4/84  
(NFL Record)  
146 vs. Cincinnati 9/25/77  
125 vs. Cleveland 12/20/81

**Most Touchdowns Returning Interceptions, Season**  
7 1982  
(Second in NFL History)  
3 1981, 1985

**Most Touchdowns Returning Interceptions, Game**  
4 vs. Kansas City 11/4/84  
(NFL Record)  
2 vs. Chicago 9/23/83

- 1 18 Times  
(Last: vs. L.A. Raiders  
10/13/91)

**Most Touchdowns Returning Interceptions, Both Teams, Game**

- 4 Seattle (4) vs. Kansas City (0) 11/4/84 (NFL Record)
- 2 6 Times  
(Last: Seattle [1] vs. New Orleans [1] 9/1/91)

## PUNT RETURNS

**Fewest Opponents Punt Returns, Season**

- 19 1982 (9 Games)
- 29 1990
- 32 1984, 1987

**Most Opponents Punt Returns, Season**

- 56 1976
- 47 1985
- 42 1980

**Fewest Yards Allowed, Punt Returns, Season**

- 69 1982 (9 Games)
- 153 1981
- 185 1983

**Most Yards Allowed, Punt Returns, Season**

- 534 1976
- 476 1980
- 374 1985

**Fewest Yards Allowed, Punt Returns, Game**

- 12 vs. L.A. Rams 10/23/88
- 3 vs. Chicago 12/12/82
- 1 3 Times  
(Last: vs. San Francisco 12/8/91)

**Most Yards Allowed, Punt Returns, Game**

- 98 vs. N.Y. Giants 11/19/89
- 95 vs. N.Y. Jets 11/9/87
- 73 2 Times  
(Last: vs. San Diego 11/4/90)

**Most Seasons Leading League, Lowest Average Allowed, Punt Returns**

- 1 1981, 1983, 1988

**Lowest Average Allowed, Punt Returns, Season**

- 3.63 1982 (19-69)(9 Games)
- 4.64 1981 (33-153)(Led NFL)
- 5.14 1983 (36-185)(Led NFL)

**Highest Average Allowed, Punt Returns, Season**

- 11.33 1980 (42-476)
- 10.08 1978 (36-363)
- 9.54 1976 (56-534)

**Longest Return Allowed, Game**

- 95 vs. N.Y. Jets 11/9/87 (TD)
- 66 vs. Cincinnati 10/1/90 (TD)
- 65 vs. Buffalo 10/14/84 (TD)

**Most Touchdowns Allowed, Punt Returns, Season**

- 2 1990
- 1 3 Times (Last: 1987)

**Most Touchdowns Allowed, Punt Return, Game**

- 1 5 Times  
(Last: vs. San Diego 11/4/90 [63-yards])

## KICKOFF RETURNS

**Fewest Opponent Kickoff Returns, Season**

- 24 1982 (9 Games)
- 44 1989
- 46 1976

**Most Opponent Kickoff Returns, Season**

- 70 1979
- 67 1981, 1984, 1987

**Fewest Opponent Kickoff Returns, Game**

- 0 4 Times  
(Last: vs. Denver 9/15/91)

**Most Opponent Kickoff Returns, Game**

- 10 vs. Kansas City 9/20/87
- 9 3 Times  
(Last: vs. San Diego 11/16/81)

**Fewest Yards Allowed, Kickoff Returns, Season**

- 361 1982 (9 Games)
- 814 1989
- 858 1991

**Most Yards Allowed, Kickoff Returns, Season**

- 1379 1987
- 1328 1978
- 1240 1977

**Most Yards Allowed, Kickoff Returns, Game**

- 230 vs. Kansas City 9/20/87
- 217 vs. Buffalo 10/30/77
- 178 2 Times  
(Last: vs. L.A. Raiders 11/28/88)

**Most Seasons Leading League, Lowest Average Allowed, Kickoff Returns**

- 1 1982, 1983

**Lowest Average Allowed, Kickoff Returns, Season**

- 15.04 1982 (24-36)(Led NFL) (9 Games)
- 16.14 1983 (59-952)(Led NFL)
- 16.66 1984 (67-1,116)

**Highest Average Allowed, Kickoff Returns, Season**

- 24.80 1977 (50-1,240)
- 22.63 1976 (46-1,041)
- 20.58 1987 (67-1,379)

**Longest Return Allowed, Game**

- 95 vs. Green Bay 11/15/87 (TD)  
vs. L.A. Raiders 11/28/88
- 92 vs. Kansas City 12/27/87 (TD)

**Most Touchdowns Allowed, Kickoff Returns, Season**

- 1 1978, 1987

**Most Touchdowns Allowed, Kickoff Returns, Game**

- 1 2 Times  
(Last: vs. Kansas City  
12/27/87 [91 yards])

**FUMBLES****Fewest Opponent Fumbles, Season**

- 18 1982 (9 Games)  
20 1977  
23 1976

**Most Opponent Fumbles, Season**

- 47 1984  
44 1983  
43 1981

**Most Opponent Fumbles, Game**

- 9 vs. Cleveland 12/20/81  
7 3 Times  
(Last: vs. Cincinnati  
10/11/87)

**TURNOVERS**

(Number of times taking ball from opponent on interceptions and fumbles)

**Most Seasons Leading League in Most Turnovers**

- 1 1984

**Fewest Opponent Turnovers, Season**

- 22 1982 (13 interceptions, 9 fumbles)(9 Games)  
1989 (9 interceptions, 13 fumbles)  
28 1976 (15 interceptions, 13 fumbles)

**Most Opponent Turnovers, Season**

- 63 1984 (38 interceptions, 25 fumbles)  
(Second in NFL History)  
54 1983 (26 interceptions, 28 fumbles)  
48 1981 (21 interceptions, 27 fumbles)

**Most Opponent Turnovers, Game**

- 10 vs. Cleveland 12/20/81  
(3 interceptions, 7 fumbles)  
8 2 Times  
(Last: vs. San Diego  
9/9/84 [4 interceptions,  
4 fumbles])

**TIME OF POSSESSION****Lowest Average Time of Possession Allowed, Season**

- 29:13 1990  
29:14 1984  
29:25 1987

**Highest Average Time of Possession Allowed, Season**

- 31:56 1982 (9 Games)  
31:22 1988  
30:40 1989

**Least Time of Possession Allowed, Game**

- 18:25 vs. San Diego 11/22/87  
20:05 vs. Pittsburgh 10/20/91  
20:56 vs. San Diego 9/18/83

**Most Time of Possession Allowed, Game**

- 45:32 vs. L.A. Rams 11/4/79  
42:50 vs. San Francisco 9/25/88  
42:02 vs. New England 12/19/82

**POSTSEASON RECORDS**

W - Wild Card

D - Divisional Playoff

C - Conference Championship

**INDIVIDUAL RECORDS****SERVICE****Most Games, Career**

- 7 Edwin Bailey, 1983-84,  
1987-88  
Jeff Bryant, 1983-84,  
1987-88  
Greg Gaines, 1983-84,  
1987-88  
Jacob Green, 1983-84,  
1987-88  
Norm Johnson, 1983-84,  
1987-88  
Dave Krieg, 1983-84,  
1987-88

Steve Largent, 1983-84,  
1987-88

Paul Moyer, 1983-84,  
1988

Joe Nash, 1983-84,  
1987-88

Bruce Scholtz, 1983-84,  
1987-88

Mike Tice, 1983-84,  
1987-88

**Most Starts, Career**

- 7 Edwin Bailey, 1983-84,  
1987-88  
Jeff Bryant, 1983-84,  
1987-88  
Jacob Green, 1983-84,  
1987-88  
Dave Krieg, 1983-84,  
1987-88  
Steve Largent, 1983-84,  
1987-88

Joe Nash, 1983-84,  
1987-88  
Bruce Scholtz, 1983-84,  
1987-88

## SCORING

### POINTS

#### Most Points, Career

- 38 Norm Johnson, 1983-84,  
1987-88 (8 FG, 14 PAT)  
7 Games
- 24 Steve Largent, 1983-84,  
1987-88 (4 TD) 7 Games
- 12 Curt Warner, 1983, 1988  
(2 TD) 4 Games

#### Most Points, Game

- 12 Curt Warner, at Miami  
12/31/83 (2 TD) (D)  
Steve Largent, at Houston  
1/3/88 (2 TD) (W) (OT)
- 8 By 2 Players (Last: Norm  
Johnson, at Houston  
1/3/88 [2FG, 2 PAT]) (W)  
(OT)

### TOUCHDOWNS

#### Most Touchdowns, Career

- 4 Steve Largent, 1983-84,  
1987-88, 7 Games (4-P)
- 2 Curt Warner, 1983, 1988  
4 Games (2-R)
- 1 By 9 Players

#### Most Touchdowns, Game

- 2 Curt Warner, at Miami  
12/31/83 (2-R) (D)  
Steve Largent, at Houston  
1/3/88 (2-P) (W) (OT)
- 1 By 11 Players (Last: John  
L. Williams and Dave  
Krieg, at Cincinnati  
12/31/88 (1-P) (D))

#### Most Consecutive Games Scoring Touchdown

- 2 Steve Largent, 1984, 1987
- 1 12 Times (Last: John L.  
Williams and Dave Krieg,  
at Cincinnati 12/31/88)

### POINTS AFTER TOUCHDOWN

#### Most Points After Touchdown, Career

- 14 Norm Johnson, 1983-84,  
1987-88, 7 Games (15 Att)

#### Most Points After Touchdown, Game

- 4 Norm Johnson, vs. Denver  
12/24/83 (4 Att) (W)
- 3 Norm Johnson, at Miami  
12/31/83 (3 Att) (D)
- 2 By 2 Players (Last: Norm  
Johnson, at Houston  
1/3/88 [2 Att]) (W) (OT)

#### Most Points After Touchdown, No Misses, Career

None

### FIELD GOALS

#### Most Field Goals Attempted, Career

- 10 Norm Johnson, 1983-84,  
1987-88, 7 Games

#### Most Field Goals Attempted, Game

- 3 Norm Johnson, at Miami  
12/31/83 (D)
- 2 By 3 Players (Last: Norm  
Johnson, at Houston  
1/3/88 (W) [OT])

#### Longest Field Goal Attempted (all successful unless otherwise noted)

- 48 Norm Johnson, at Miami  
12/31/83 (D) (blocked)
- 44 Norm Johnson, vs. L.A.  
Raiders 12/22/84 (W)
- 41 By 2 Players (Last: Norm  
Johnson, at Houston  
1/3/88 [W])

#### Most Field Goals, Career

- 8 Norm Johnson, 1983-84,  
1987-88, 7 Games (10 Att)

#### Most Field Goals, Game

- 2 Norm Johnson, at Miami  
12/31/83 (3 Att) (D)  
Norm Johnson, vs. L.A.  
Raiders 12/22/84 (2 Att)  
(W) Norm Johnson, at  
Houston 1/3/88 (2 Att) (W)

#### Most Consecutive Field Goals

- 5 Norm Johnson, 1983-84
- 2 Norm Johnson, 1987-88  
(Current)

#### Longest Field Goal

- 44 Norm Johnson, vs. L.A.  
Raiders 12/22/84 (W)
- 41 Norm Johnson, at Houston  
1/3/88 (W) (OT)
- 37 By 2 Players (Last: Norm  
Johnson, at Miami  
12/31/83) (D)

#### Highest Field Goal Percentage, Career

- 80.0 Norm Johnson, 1983-84,  
1987-88, 7 Games (8-10)

#### Most Safeties, Career

None

#### Most Safeties, Game

None

## RUSHING

### ATTEMPTS

#### Most Attempts, Career

- 71 Curt Warner, 1983, 1988  
4 Games
- 39 Dan Doornink, 1983-84,  
5 Games
- 31 David Hughes, 1983-84,  
5 Games

#### Most Attempts, Game

- 29 Curt Warner, at Miami  
12/31/83 (D)  
Dan Doornink, vs. L.A.  
Raiders 12/22/84 (W)
- 23 Curt Warner, vs. Denver  
12/24/83 (W)

### YARDS GAINED

#### Most Yards Gained, Career

- 249 Curt Warner, 1983, 1988  
4 Games
- 161 Dan Doornink, 1983-84,  
5 Games
- 119 David Hughes, 1983-84,  
5 Games

### Most Yards Gained, Game

- 126 Dan Doornink, vs. L.A. Raiders 12/22/84 (W)
- 113 Curt Warner, at Miami 12/31/83 (D)
- 99 Curt Warner, vs. Denver 12/24/83 (W)

### Most Games, 100 or More Yards Rushing, Career

- 1 Dan Doornink, 1983-84
- Curt Warner, 1983, 1988

### Most Consecutive Games, 100 or More Yards Rushing

- 1 Dan Doornink, 1984
- Curt Warner, 1983, 1988

### Longest Run From Scrimmage

- 15 Curt Warner, vs. Denver 12/24/83 (W)
- 14 Dan Doornink, vs. L.A. Raiders 12/22/84 (W)
- 13 Dave Krieg, vs. L.A. Raiders 12/22/84 (W)

## AVERAGE GAIN

### Highest Average Gain, Career (Minimum 30 Attempts)

- 4.13 Dan Doornink, 1983-84, 5 Games (39-161)
- 3.84 David Hughes, 1983-84, 5 Games (31-119)
- 3.51 Curt Warner, 1983, 1988 4 Games (71-249)

### Highest Average Gain, Game (Minimum 20 Attempts)

- 4.34 Dan Doornink, vs. L.A. Raiders 12/22/84 (29-126) (W)
- 4.30 Curt Warner, vs. Denver 12/24/83 (23-99) (W)
- 3.90 Curt Warner, at Miami 12/31/83 (29-113) (W)

## TOUCHDOWNS

### Most Touchdowns, Career

- 2 Curt Warner, 1983, 1988 4 Games
- 1 David Hughes, 1983-84, 5 Games
- Dave Krieg, 1983-84, 1987-88, 7 Games

### Most Touchdowns, Game

- 2 Curt Warner, at Miami 12/31/83 (D)
- 1 David Hughes, vs. Denver 12/24/83 (W)
- Dave Krieg, at Cincinnati 12/31/88 (D)

### Most Consecutive Games Rushing for Touchdowns

- 1 David Hughes, 1983
- Curt Warner, 1983
- Dave Krieg, 1988 (Current)

## PASSING

### PASS RATING

#### Highest Pass Rating, Career (Minimum 100 Attempts)

- 76.1 Dave Krieg, 1983-84, 1987-88, 7 Games

## ATTEMPTS

### Most Passes Attempted, Career

- 183 Dave Krieg, 1983-84, 1987-88, 7 Games
- 28 Jim Zorn, 1983-84, 5 Games
- 1 John L. Williams, 1987-88, 2 Games

### Most Passes Attempted, Game

- 50 Dave Krieg, at Cincinnati 12/31/88 (D)
- 38 Dave Krieg, at Houston 1/3/88 (W) (OT)
- 35 Dave Krieg, at Miami 12/29/84 (D)

## COMPLETIONS

### Most Passes Completed, Career

- 94 Dave Krieg, 1983-84, 1987-88, 7 Games
- 14 Jim Zorn, 1983-84, 5 Games

### Most Passes Completed, Game

- 24 Dave Krieg, at Cincinnati 12/31/88 (D)
- 20 Dave Krieg, at Miami 12/29/84 (D)
- 16 Dave Krieg, at Houston 1/3/88 (W) (OT)

## COMPLETION PERCENTAGE

### Highest Completion Percentage, Career (Minimum 100 Attempts)

- 51.37 Dave Krieg, 1983-84, 1987-88, 7 Games (183-94)

### Highest Completion Percentage, Game (15 Completions)

- 57.1 Dave Krieg, at Miami 12/29/84 (D) (35-20)
- 53.6 Dave Krieg, at Miami 12/31/83 (D) (28-15)
- 48.0 Dave Krieg, at Cincinnati 12/31/88 (D) (50-24)

## YARDS GAINED

### Most Yards Gained, Career

- 1,252 Dave Krieg, 1983-84, 1987-88, 7 Games
- 134 Jim Zorn, 1983-84, 5 Games

### Most Yards Gained, Game

- 297 Dave Krieg, at Cincinnati 12/31/88 (D)
- 237 Dave Krieg, at Houston 1/3/88 (W) (OT)
- 234 Dave Krieg, at Miami 12/29/84 (D)

### Most Games, 300 or More Yards Passing, Career

None

### Most Consecutive Games, 300 or More Yards Passing

None

### Longest Pass Completion

- 56 Dave Krieg (to Steve Largent) at Miami 12/29/84 (D) (TD)
- 41 Dave Krieg (to Paul Johns) vs. Denver 12/24/83 (W)
- 40 Dave Krieg (to Steve Largent) at Miami 12/31/83 (D)



## AVERAGE GAIN

### Highest Average Gain, Career (Minimum 100 Attempts)

- 6.84 Dave Krieg, 1983-84,  
1987-88, 7 Games  
(183-1,252)

### Highest Average Gain, Game (20 Attempts)

- 6.86 Dave Krieg, at Miami  
12/31/83 (D) (28-192)  
6.69 Dave Krieg, at Miami  
12/29/84 (D) (35-234)  
6.24 Dave Krieg, at Houston  
1/3/88 (W) (38-237) (OT)

## TOUCHDOWNS

### Most Touchdown Passes, Career

- 9 Dave Krieg, 1983-84,  
1987-88, 7 Games  
2 Jim Zorn, 1983-84, 5 Games

### Most Touchdown Passes, Game

- 3 Dave Krieg, vs. Denver  
12/24/83 (W)  
2 Jim Zorn, at L.A. Raiders  
1/8/84 (C)  
Dave Krieg, at Houston  
1/3/88 (W) (OT)

### Most Consecutive Games, Touchdown Pass

- 4 Dave Krieg, 1984, 1987-88  
(Current)  
2 Dave Krieg, 1983

## HAD INTERCEPTED

### Lowest Percentage, Passes Had Intercepted, Career (Min. 100 Attempts)

- 3.28 Dave Krieg, 1987-88,  
7 Games (6-183)

### Most Attempts Without Intercep- tion, Game

- 38 Dave Krieg, at Houston  
1/3/88 (W) (OT)  
35 Dave Krieg, at Miami  
12/29/84 (D)  
13 Dave Krieg, vs. Denver  
12/24/83 (W)

### Most Passes Had Intercepted, Career

- 6 Dave Krieg, 1983-84,  
1987-88, 7 Games  
2 Jim Zorn, 1983-84, 5 Games

### Most Passes Had Intercepted, Game

- 3 Dave Krieg, at L.A.  
Raiders 1/8/84 (C)  
2 Jim Zorn, at L.A. Raiders  
1/8/84 (C)  
Dave Krieg, at Cincinnati  
12/31/88 (D)

### Most Consecutive Passes Without Interception

- 87 Dave Krieg, 1984, 1987-88

## PASS RECEIVING

### RECEPTIONS

#### Most Receptions, Career

- 23 Steve Largent, 1983-84,  
1987-88, 7 Games  
15 Dan Doornink, 1983-84,  
5 Games  
13 John L. Williams, 1987-88,  
2 Games

#### Most Receptions, Game

- 11 John L. Williams, at  
Cincinnati 12/31/88 (D)  
7 Steve Largent, at Houston  
1/3/88 (W) (OT)  
6 By 3 Players (Last: Dan  
Doornink, at Miami  
12/29/84) (D)

#### Most Consecutive Games, Pass Reception

- 4 Dan Doornink, 1983-84  
Curt Warner, 1983, 1988  
4 Games  
3 By 4 Players

## YARDS GAINED

### Most Yards Gained, Career

- 434 Steve Largent, 1983-84,  
1987-88, 7 Games  
168 Paul Johns, 1983,  
3 Games  
142 John L. Williams, 1987-88,  
2 Games

### Most Yards Gained, Game

- 137 John L. Williams, at  
Cincinnati 12/31/88 (D)  
132 Steve Largent, at Houston  
1/3/88 (W) (OT)  
128 Steve Largent, at Miami  
12/29/84 (D)

### Most Games, 100 or More Yards Receiving, Career

- 2 Steve Largent, 1983-84,  
1987-88, 7 Games  
1 John L. Williams, 1987-88,  
2 Games

### Most Consecutive Games, 100 or More Yards Receiving, Career

- 2 Steve Largent, 1984, 1987  
1 John L. Williams, 1988  
(Current)

### Longest Reception

- 56 Steve Largent, (from Dave  
Krieg) at Miami  
12/29/84 (D) (TD)  
41 Paul Johns, (from Dave  
Krieg) at Miami  
12/31/83 (D)  
40 Steve Largent, (from Dave  
Krieg) at Miami  
12/31/83 (D)

## AVERAGE GAIN

### Highest Average Gain, Career (Minimum 10 Receptions)

- 18.87 Steve Largent, 1983-84,  
1987-88, 7 Games  
(23-434)  
15.27 Paul Johns, 1983,  
3 Games (11-168)  
10.92 John L. Williams, 1987-88,  
2 games (13-142)

### Highest Average Gain, Game (Minimum 3 Receptions)

- 21.33 Steve Largent, at Miami  
12/29/84 (D) (6-128)  
19.00 Steve Largent, vs. Denver  
12/24/83 (W) (4-76)  
18.86 Steve Largent, at Houston  
1/3/88 (W) (7-132) (OT)

## TOUCHDOWNS

### Most Touchdowns, Career

- 4 Steve Largent, 1983-84, 1987-88, 7 Games
- 1 By 7 Players

### Most Touchdowns, Game

- 2 Steve Largent, at Houston 1/3/88 (W) (OT)
- 1 By 9 Players (Last: John L. Williams, at Cincinnati 12/31/88) (D)

### Most Consecutive Games, Touchdown Passes Caught

- 2 Steve Largent, 1984, 1987
- 1 By 8 Players

## INTERCEPTIONS BY

### Most Interceptions, Career

- 4 John Harris, 1983-84, 5 Games
- 2 Greggory Johnson, 1983, 3 Games
- Kerry Justin, 1983, 3 Games

### Most Interceptions, Game

- 2 John Harris, at Miami 12/29/84 (D)
- 1 By 9 Players (Last: Melvin Jenkins, at Houston 1/3/88) (W) (OT)

## YARDS GAINED

### Most Yards Gained, Career

- 45 John Harris, 1983-84, 5 Games
- Kerry Justin, 1983, 3 Games
- 28 Melvin Jenkins, 1987-88, 1 Game

### Most Yards Gained, Game

- 45 Kerry Justin, vs. Denver 12/24/83 (W)
- John Harris, at Miami 12/29/84 (D)
- 28 Melvin Jenkins, at Houston 1/3/88 (W) (OT)

### Longest Return

- 45 Kerry Justin, vs. Denver 12/24/83 (W)
- 32 John Harris, at Miami 12/29/84 (D)
- 28 Melvin Jenkins, at Houston 1/3/88 (W) (OT)

## TOUCHDOWNS

### Most Touchdowns, Career

None

### Most Touchdowns, Game

None

## PUNTING

### Most Punts, Career

- 27 Jeff West, 1983-84, 5 Games
- 13 Ruben Rodriguez, 1987-88, 2 Games

### Most Punts, Game

- 8 Jeff West, vs. L.A. Raiders 12/22/84 (W)
- 7 Jeff West, at Miami 12/29/84 (D)
- Ruben Rodriguez, at Houston 1/3/88 (W) (OT)

## Longest Punt

- 58 Jeff West, at Miami 12/29/84 (D)
- 56 Ruben Rodriguez, at Houston 1/3/88 (W) (OT)
- 54 Ruben Rodriguez, at Cincinnati 12/31/88 (D)

## AVERAGE YARDAGE

### Highest Average, Career (20 Punts)

- 36.96 Jeff West, 1983-84, 5 Games (27-998)

### Highest Average, Game (4 Punts)

- 44.25 Ruben Rodriguez, at Houston 1/3/88 (W) (7-310) (OT)
- 44.17 Ruben Rodriguez, at Cincinnati 12/31/88 (D) (6-265)
- 38.00 Jeff West, at Miami 12/31/83 (D) (4-152)

## PUNT RETURNS

### Most Punt Returns, Career

- 7 Bobby Joe Edmonds, 1987-88, 2 Games
- 6 Kenny Easley, 1983-84, 1987, 6 Games
- 4 Paul Johns, 1983, 3 Games

### Most Punt Returns, Game

- 5 Kenny Easley, vs. L.A. Raiders 12/22/84 (W)
- Bobby Joe Edmonds, at Cincinnati 12/31/88 (D)
- 4 Paul Johns, vs. Denver 12/24/83 (W)

## YARDS GAINED

### Most Yards Gained, Career

- 96 Bobby Joe Edmonds, 1987-88, 2 Games
- 58 Paul Johns, 1983, 3 Games
- 57 Kenny Easley, 1983-84, 1987, 6 Games

### Most Yards Gained, Game

- 66 Bobby Joe Edmonds, at Houston 1/3/88 (W) (OT)
- 58 Paul Johns, vs. Denver 12/24/83 (W)
- 52 Kenny Easley, vs. L.A. Raiders 12/22/84 (W)

### Longest Return

- 54 Bobby Joe Edmonds, at Houston 1/3/88 (W) (OT)
- 19 Paul Johns, vs. Denver 12/24/83 (W)
- 17 By 2 Players (Last: Kenny Easley, vs. L.A. Raiders 12/22/84) (W)

## AVERAGE YARDAGE

### Highest Average, Career (Minimum 4 Returns)

- 14.50 Paul Johns, 1983, 3 Games (4-58)
- 13.71 Bobby Joe Edmonds, 1987-88, 2 Games (7-96)
- 9.50 Kenny Easley, 1983-84, 5 Games (6-57)

**Highest Average Gain, Game  
(Minimum 3 Returns)**

- 14.5 Paul Johns, vs. Denver  
12/24/83 (W) (4-58)
- 10.4 Kenny Easley, vs. L.A.  
Raiders 12/22/84 (W)  
(5-52)

**TOUCHDOWNS****Most Touchdowns, Career**

None

**Most Touchdowns, Game**

None

**KICKOFF RETURNS****Most Kickoff Returns, Career**

- 7 Zachary Dixon, 1983,  
3 Games
- Bobby Joe Edmonds,  
1987-88, 2 Games
- David Hughes, 1983-84,  
5 Games

**Most Kickoff Returns, Game**

- 5 Bobby Joe Edmonds, at  
Houston 1/3/88 (W) (OT)
- 3 Zachary Dixon, at L.A.  
Raiders 1/8/84 (C)
- 2 By 6 Players (Last: Bobby  
Joe Edmonds, at  
Cincinnati 12/31/88) (D)

**YARDS GAINED****Most Yards Gained, Career**

- 183 Zachary Dixon, 1983,  
3 Games
- 163 David Hughes, 1983-84,  
5 Games
- 149 Bobby Joe Edmonds,  
1987-88, 2 Games

**Most Yards Gained, Game**

- 109 Bobby Joe Edmonds, at  
Houston 1/3/88 (W) (OT)
- 86 Zachary Dixon, at Miami  
12/31/83 (D)
- 60 David Hughes, at L.A.  
Raiders 1/8/84 (C)

**Longest Return**

- 59 Zachary Dixon, at Miami  
12/31/83 (D)
- 35 Bobby Joe Edmonds, at  
Houston 1/3/88 (W) (OT)
- 34 David Hughes, at L.A.  
Raiders 1/8/84 (C)

**AVERAGE YARDAGE****Highest Average, Career  
(Minimum 5 Returns)**

- 26.14 Zachary Dixon, 1983,  
3 Games (7-183)
- 23.29 David Hughes, 1983-84,  
5 Games (7-163)
- 21.29 Bobby Joe Edmonds,  
1987-88, 2 Games (7-149)

**Highest Average, Game (Minimum  
3 Returns)**

- 21.80 Bobby Joe Edmonds, vs  
Houston 1/3/88 (5-109)  
(W) (OT)
- 18.00 Zachary Dixon, at L.A.  
Raiders 1/8/84 (C) (3-54)

**TOUCHDOWNS****Most Touchdowns, Career**

None

**Most Touchdowns, Game**

None

**FUMBLES****Most Fumbles, Career**

- 2 John L. Williams, 1987-88,  
2 Games
- 1 Dan Doornink, 1983-84,  
5 Games
- Dave Krieg, 1983-84,  
1987-88, 7 Games
- Curt Warner, 1983, 1988  
4 Games

**Most Fumbles, Game**

- 1 By 5 Players (Last: John L.  
Williams, at Cincinnati  
12/31/88) (D)

**RECOVERIES****Most Own Fumbles Recovered,  
Career**

- 1 Ron Essink, 1983-84,  
5 Games
- Pete Metzelaars, 1983-84,  
5 Games

**Most Opponents Fumbles****Recovered, Career**

- 2 Jeff Bryant, 1983-84,  
1987-88, 7 Games
- 1 By 8 Players

**Most Fumbles Recovered, Game,  
Own and Opponents**

- 2 Jeff Bryant, at L.A. Raiders  
1/8/84 (C) (2-Opp)
- 1 By 10 Players (Last: Joe  
Nash, at Cincinnati  
12/31/88) (D)

**YARDS GAINED****Longest Return**

- 0 14 Times (Last: Joe Nash,  
at Cincinnati 12/31/88) (D)

**TOUCHDOWNS****Most Touchdowns**

None

**TACKLES****Most Tackles, Career**

- 48 Keith Butler, 1983-84,  
1987, 6 Games
- 46 Kenny Easley, 1983-84,  
1987, 6 Games
- 36 Jacob Green, 1983-84,  
1987-88, 7 Games

**Most Tackles, Game**

- 17 Brian Bosworth, at  
Houston 1/3/88 (W) (OT)
- 15 Eugene Robinson, at  
Houston 1/3/88 (W) (OT)
- 12 By 3 Players (Last: Fredd  
Young, at Houston  
1/3/88) (W) (OT)

**SACKS****Most Sacks, Career**

- 3.5 Jacob Green, 1983-84,  
1987-88, 7 Games
- 2.0 Greg Gaines, 1983-84,  
1987-88, 7 Games
- 1.5 Jeff Bryant, 1983-84,  
1987-88, 7 Games

- Most Sacks, Game**  
 2.5 Jacob Green, vs. L.A. Raiders 12/22/84 (W)  
 1.0 By 11 Players (Last: Jacob Green, at Cincinnati 12/31/88) (D)

## FUMBLES

- Most Forced Fumbles, Career**  
 2 Jacob Green, 1983-84, 1987-88, 7 Games  
 Bruce Scholtz, 1983-84, 1987-88, 7 Games  
 1 By 7 Player  
**Most Forced Fumbles, Game**  
 1 By 11 Players (Last: Ken Clarke and Jacob Green, at Cincinnati 12/31/88) (D)

## BLOCKED KICKS

- Most Blocked Punts, Career**  
 None  
**Most Blocked Punts, Game**  
 None  
**Most Blocked Field Goals, Career**  
 None  
**Most Blocked Field Goals, Game**  
 None  
**Most Blocked PATs, Career**  
 None  
**Most Blocked PATs, Game**  
 None  
**Most Blocked Placekicks, Career**  
 None  
**Most Blocked Placekicks, Game**  
 None

# TEAM RECORDS

## GAMES, VICTORIES, DEFEATS

- Most Consecutive Seasons Participating in Postseason Games**  
 2 1983-84  
 1987-88  
**Most Games**  
 3 1983  
 2 1984  
 1 1987, 1988  
**Most Games Won**  
 2 1983  
 1 1984  
**Most Consecutive Games Won**  
 2 1983  
 1 1984  
**Most Consecutive Games Lost**  
 2 1987-88 (Current)  
 1 1983  
 1984

## SCORING

- Most Points, Game**  
 31 vs. Denver 12/24/83 (W)  
 27 at Miami 12/31/83 (D)  
 20 at Houston 1/3/88 (W) (OT)  
**Fewest Points, Game**  
 10 at Miami 12/29/84 (D)  
 13 vs. L.A. Raiders 12/22/84 (W)  
 at Cincinnati 12/31/88 (D)  
**Most Points, Both Teams, Game**  
 47 (27) at Miami (20) 12/31/83 (D)

- 44 (14) at L.A. Raiders (30) 1/8/84 (C)  
 43 (20) at Houston (23) 1/3/88 (W) (OT)

## Fewest Points, Both Teams, Game

- 20 (13) at L.A. Raiders (7) 12/22/84 (W)  
 34 (13) at Cincinnati (21) 12/31/88 (D)  
 38 (31) vs. Denver (7) 12/24/83 (W)

## Largest Margin of Victory, Game

- 24 (31) vs. Denver (7) 12/24/83 (W)  
 7 (27) at Miami (20) 12/31/83 (D)  
 6 (13) at L.A. Raiders (7) 12/22/84 (W)

## Most Points, Shutout Victory, Game

None

## Most Points Overcome to Win Game

- 6 at Miami 12/31/83 (D) (Trailed 7-13, Won 27-20)  
 3 at Miami 12/31/83 (D) (Trailed 17-20, Won 27-20)

## Most Points, Each Half

- 1st:** 10 vs. Denver 12/24/83 (W) at Miami 12/29/84 (D) at Houston 1/3/88 (W)  
**2nd:** 21 vs. Denver 12/24/83 (W) 20 at Miami 12/31/83 (D) 14 at L.A. Raiders 1/8/84 (C)

## Most Points, Each Quarter

- 1st:** 7 vs. Denver 12/24/83 (W) at Houston 1/3/88 (W)  
 0 5 Times (Last: at Cincinnati 12/31/88 [D])  
**2nd:** 10 at Miami 12/29/84 (D) 7 at Miami 12/31/83 (D) vs. L.A. Raiders 12/22/84 (W)  
**3rd:** 7 vs. Denver 12/24/83 (W) at Miami 12/31/83 (D) at L.A. Raiders 1/8/84 (C)  
**4th:** 14 vs. Denver 12/24/83 (W) 13 at Miami 12/31/83 (D) at Cincinnati 12/31/88 (D)  
**OT:** 0 at Houston 1/3/88 (W)

## TOUCHDOWNS

### Most Touchdowns, Game

- 4 vs. Denver 12/24/83 (W)  
 3 at Miami 12/31/83 (D)  
 2 3 Times (Last: at Cincinnati 12/31/88 [D])

### Fewest Touchdowns, Game

- 1 vs. L.A. Raiders 12/22/84 (W) at Miami 12/29/84 (D)  
 2 3 Times (Last: at Cincinnati 12/31/88 [D])

### Most Touchdowns, Both Teams, Game

- 6 Seattle (3) at Miami (3) 12/31/83 (D)  
 5 4 Times (Last: Seattle [2] at Cincinnati [3] 12/31/88 [D])

**Fewest Touchdowns Both Teams, Game**

- 2 Seattle (1) at L.A. Raiders (1) 12/22/84 (W)
- 4 Seattle (2) at Houston (2) 1/3/88 (W) (OT)
- 5 4 Times (Last: Seattle [2] at Cincinnati [3] 12/31/88 [D])

**POINTS AFTER TOUCHDOWN****Most Points After Touchdown, Game**

- 4 vs. Denver 12/24/83 (W)
- 3 at Miami 12/31/83 (D)
- 2 2 Times (Last: at Houston 1/3/88 [W] [OT])

**Fewest Points After Touchdown, Game**

- 1 vs. L.A. Raiders 12/22/84 (W)  
at Miami 12/29/84 (D)  
at Cincinnati 12/31/88 (D)

**Most Points After Touchdown, Both Teams, Game**

- 5 4 Times (Last: (Seattle [1] at Miami [4] 12/29/84 [D]))

**Fewest Points After Touchdown, Both Teams, Game**

- 2 Seattle (1) at L.A. Raiders (1) 12/22/84 (W)
- 4 Seattle (2) at Houston (2) 1/3/88 (W) (OT)  
Seattle (1) at Cincinnati (3) 12/31/88 (D)

**FIELD GOALS****Most Field Goals, Game**

- 2 at Miami 12/31/83 (D)  
vs. L.A. Raiders 12/22/84 (W)  
at Houston 1/3/88 (W) (OT)

**Most Field Goals, Both Teams, Game**

- 5 Seattle (2) at Houston (3) 1/3/88 (W) (OT)
- 3 Seattle (0) at L.A. Raiders (3) 1/8/84 (C)
- 2 3 Times (Last: Seattle [2] at Miami [0] 12/31/83 [D])

**Most Field Goals Attempted, Game**

- 3 at Miami 12/31/83 (D)
- 2 3 Times (Last: at Houston 1/3/88 [W] [OT])

**Most Field Goals Attempted, Both Teams, Game**

- 7 Seattle (2) at Houston (5) 1/3/88 (W) (OT)
- 5 Seattle (2) at Miami (3) 12/29/84 (D)
- 3 2 Times (Last: Seattle [0] at L.A. Raiders [3] 1/8/84 [C])

**FIRST DOWNS****Most First Downs, Game**

- 21 at Miami 12/31/83 (D)
- 19 at Cincinnati 12/31/88 (D)
- 17 2 Times (Last: vs. L.A. Raiders 12/22/84 [W])

**Fewest First Downs, Game**

- 8 at Miami 12/29/84 (D)
- 11 at Houston 1/3/88 (W) (OT)
- 16 at L.A. Raiders 1/8/84 (C)

**Most First Downs, Both Teams, Game**

- 42 Seattle (21) at Miami (21) 12/31/83 (D)
- 41 Seattle (19) at Cincinnati (22) 12/31/88 (D)
- 38 2 Times (Last: Seattle [11] at Houston [27] 1/3/88 [W] [OT])

**Fewest First Downs, Both Teams, Game**

- 30 Seattle (8) at Miami (22) 12/29/84 (D)
- 31 Seattle (17) at L.A. Raiders (14) 12/22/84 (W)
- 37 Seattle (16) at L.A. Raiders (21) 1/8/84 (C)

**RUSHING****Most First Downs, Rushing, Game**

- 12 at Miami 12/31/83 (D)  
vs. L.A. Raiders 12/22/84 (W)
- 8 vs. Denver 12/24/83 (W)

**Fewest First Downs, Rushing, Game**

- 1 at Houston 1/3/88 (W) (OT)  
at Cincinnati 12/31/88 (D)
- 2 at Miami 12/29/84 (D)

**Most First Downs, Rushing, Both Teams, Game**

- 21 Seattle (12) at Miami (9) 12/31/83 (D)
- 18 Seattle (1) at Cincinnati (17) 12/31/88 (D)
- 17 Seattle (12) at L.A. Raiders (5) 12/22/84 (W)

**Fewest First Downs Rushing, Both Teams, Game**

- 10 Seattle (2) at Miami (8) 12/29/84 (D)  
Seattle (1) at Houston (9) 1/3/88 (W) (OT)
- 13 Seattle (8) vs. Denver (5) 12/24/83 (W)

**PASSING****Most First Downs, Passing, Game**

- 16 at Cincinnati 12/31/88 (D)
- 10 at L.A. Raiders 1/8/84 (C)  
at Houston 1/3/88 (W) (OT)

**Fewest First Downs, Passing, Game**

- 4 vs. L.A. Raiders 12/22/84 (W)
- 6 at Miami 12/29/84 (D)
- 9 2 Times (Last: at Miami 12/31/83 [D])

**Most First Downs, Passing, Both Teams, Game**

- 28 Seattle (10) at Houston (18) 1/3/88 (W) (OT)
- 23 Seattle (9) vs. Denver (14) 12/24/83 (W)
- 21 2 Times (Last: Seattle [16] at Cincinnati [5] 12/31/88 [D])

**Fewest First Downs Passing, Both Teams, Game**

- 12 Seattle (4) at L.A. Raiders (8) 12/22/84 (W)
- 18 Seattle (6) at Miami (12) 12/29/84 (D)

20 Seattle (9) at Miami (11)  
12/31/83 (D)

## PENALTY

### Most First Downs, Penalty, Game

2 at L.A. Raiders 1/8/84 (C)  
at Cincinnati 12/31/88 (D)  
1 vs. L.A. Raiders 12/22/84  
(W)

### Most First Downs, Penalty, Both Teams, Game

2 4 Times (Last: Seattle [2]  
at Cincinnati [0] 12/31/88  
[D])

## NET YARDS GAINED RUSHING AND PASSING

### Most Net Yards Gained, Game

334 at Miami 12/31/83 (D)  
324 vs. Denver 12/24/83 (W)  
294 at Cincinnati 12/31/88 (D)

### Fewest Net Yards Gained, Game

167 at L.A. Raiders 1/8/84 (W)  
251 vs. L.A. Raiders 12/22/84  
(W)  
250 at Houston 1/3/88 (W) (OT)

### Most Yards Gained, Both Teams, Game

687 Seattle (250) at Houston  
(437) 1/3/88 (W) (OT)  
684 Seattle (324) vs. Denver  
(360) 12/24/83 (W)  
672 Seattle (267) at Miami  
(405) 12/29/84 (D)

### Fewest Yards Gained, Both Teams, Game

491 Seattle (251) at L.A. Raiders  
(240) 12/22/84 (W)  
568 Seattle (167) at L.A.  
Raiders (401) 1/8/84 (C)  
639 Seattle (294) at Cincinnati  
(345) 12/31/88 (D)

## RUSHING

### ATTEMPTS

#### Most Attempts, Game

51 vs. L.A. Raiders 12/22/84  
(W)  
42 at Miami 12/31/83 (D)  
38 vs. Denver 12/24/83 (W)

#### Fewest Attempts, Game

11 at Houston 1/3/88 (W) (OT)  
17 at Cincinnati 12/31/88 (D)  
18 2 Times (Last: at Miami  
12/29/84 [D])

#### Most Attempts, Both Teams, Game

76 Seattle (51) at L.A. Raiders  
(25) 12/22/84 (W)  
72 Seattle (42) at Miami (30)  
12/31/83 (D)  
71 Seattle (38) vs. Denver  
(33) 12/24/83 (W)

#### Fewest Attempts, Both Teams, Game

54 Seattle (18) at Miami (36)  
12/29/84 (D)  
61 Seattle (11) at Houston  
(50) 1/3/88 (W) (OT)  
64 2 Times (Last: Seattle [17]  
at Cincinnati [47]  
12/31/88 [D])

## YARDS GAINED

### Most Yards Gained, Game

205 vs. L.A. Raiders 12/22/84  
(W)  
151 at Miami 12/31/83 (D)  
145 vs. Denver 12/24/83 (W)

### Fewest Yards Gained, Game

18 at Cincinnati 12/31/88 (D)  
29 at Houston 1/3/88 (W) (OT)  
51 at Miami 12/29/84 (D)

### Most Yards Gained, Both Teams, Game

310 Seattle (205) at L.A. Raiders  
(105) 12/22/84 (W)  
279 Seattle (151) at Miami  
(128) 12/31/83 (D)  
272 Seattle (18) at Cincinnati  
(254) 12/31/88 (D)

### Fewest Yards Gained, Both Teams, Game

194 Seattle (51) at Miami (143)  
12/29/84 (D)  
207 Seattle (29) at Houston  
(178) 1/3/88 (W) (OT)  
270 2 Times (Last: Seattle [65]  
at L.A. Raiders [205]  
1/8/84 [C])

## AVERAGE GAIN

### Highest Average Gain, Game

4.02 vs. L.A. Raiders 12/22/84  
(W) (51-205)  
3.82 vs. Denver 12/24/83 (W)  
(38-145)  
3.61 at L.A. Raiders 1/8/84 (C)  
(18-65)

### Lowest Average Gain, Game

1.06 at Cincinnati 12/31/88 (D)  
(17-18)  
2.64 at Houston 1/3/88 (W)  
(11-29) (OT)  
2.83 at Miami 12/29/84 (D)  
(18-51)

## TOUCHDOWNS

### Fewest Touchdowns, Game

0 4 Times (Last: at Houston  
1/3/88 [W] [OT])

### Most Touchdowns, Game

2 at Miami 12/31/83 (D)  
1 vs. Denver 12/24/83 (W)  
at Cincinnati 12/31/88 (D)

### Most Touchdowns, Both Teams, Game

4 Seattle (1) at Cincinnati (3)  
12/31/88 (D)  
3 Seattle (2) at Miami (1)  
12/31/83 (D)  
2 Seattle (0) at L.A. Raiders  
(2) 1/8/84 (C)

### Fewest Touchdowns, Both Teams, Game

0 Seattle (0) at L.A. Raiders  
(0) 12/22/84 (W)  
1 3 Times (Last: Seattle [0]  
at Houston [1] 1/3/88 [W]  
[OT])

## PASSING

### ATTEMPTS

#### Most Attempts, Game

50 at Cincinnati 12/31/88 (D)  
39 at Houston 1/3/88 (W) (OT)  
36 at L.A. Raiders 1/8/84 (C)

**Fewest Attempts, Game**

- 10 vs. L.A. Raiders 12/22/84 (W)
- 13 vs. Denver 12/24/83 (W)
- 29 at Miami 12/31/83 (D)

**Most Attempts, Both Teams, Game**

- 71 Seattle (39) at Houston (32) 1/3/88 (W) (OT)
- 69 Seattle (35) at Miami (34) 12/29/84 (D)
- Seattle (50) at Cincinnati (19) 12/31/88 (D)

**Fewest Attempts, Both Teams, Game**

- 37 Seattle (13) vs. Denver (24) 12/24/83 (W)
- Seattle (10) at L.A. Raiders (27) 12/22/84 (W)
- 55 Seattle (29) at Miami (26) 12/31/83 (D)

**COMPLETIONS****Most Completions, Game**

- 24 at Cincinnati 12/31/88 (D)
- 20 at Miami 12/29/84 (D)
- 17 at L.A. Raiders 1/8/84 (C)

**Fewest Completions, Game**

- 4 vs. L.A. Raiders 12/22/84 (W)
- 12 vs. Denver 12/24/83 (W)
- 16 at Houston 1/3/88 (W) (OT)

**Most Completions, Both Teams, Game**

- 41 Seattle (20) at Miami (21) 12/29/84 (D)
- 37 Seattle (16) at Houston (21) 1/3/88 (W) (OT)
- 36 Seattle (12) vs. Denver (24) 12/24/83 (W)

**Fewest Completions, Both Teams, Game**

- 18 Seattle (4) at L.A. Raiders (14) 12/22/84 (W)
- 30 Seattle (15) at Miami (15) 12/31/83 (D)
- 31 Seattle (24) at Cincinnati (7) 12/31/88 (D)

**Highest Completion Percentage, Game (Minimum 20 Attempts)**

- 57.14 at Miami 12/29/83 (D) (20-35)
- 51.72 at Miami 12/31/83 (D) (15-29)
- 48.00 at Cincinnati 12/31/88 (D)

**Lowest Completion Percentage, Game (Minimum 20 Attempts)**

- 41.03 at Houston 1/3/88 (W) (16-39) (OT)
- 47.22 at L.A. Raiders 1/8/84 (C) (17-36)
- 48.00 at Cincinnati 12/31/88 (D)

**NET YARDS GAINED****Most Yards Gained, Game**

- 276 at Cincinnati 12/31/88 (D)
- 221 at Houston 1/3/88 (W) (OT)
- 216 at Miami 12/29/84 (D)

**Fewest Yards Gained, Game**

- 46 vs. L.A. Raiders 12/22/84 (W)
- 102 at L.A. Raiders 1/8/84 (C)
- 179 vs. Denver 12/24/83 (W)

**Most Yards Gained, Both Teams, Game**

- 480 Seattle (221) at Houston (259) 1/3/88 (W) (OT)
- 478 Seattle (216) at Miami (262) 12/29/84 (D)
- 414 Seattle (179) vs. Denver (235) 12/24/83 (W)

**Fewest Yards Gained, Both Teams, Game**

- 181 Seattle (46) at L.A. Raiders (135) 12/22/84 (W)
- 298 Seattle (102) at L.A. Raiders (196) 1/8/84 (C)
- 376 Seattle (183) at Miami (193) 12/31/83 (D)

**TIMES SACKED****Most Times Sacked, Game**

- 4 at L.A. Raiders 1/8/84 (C)
- 2 5 Times (Last: at Cincinnati 12/31/88 [D])

**Fewest Times Sacked, Game**

- 1 at Miami 12/31/83 (D)
- 2 5 Times (Last: at Cincinnati 12/31/88 [D])

**Most Times Sacked, Both Teams, Game**

- 8 Seattle (2) at L.A. Raiders (6) 12/22/84 (W)
- 6 Seattle (4) at L.A. Raiders (2) 1/8/84 (C)
- 4 3 Times (Last: Seattle [2] at Cincinnati [2] 12/31/88 [D])

**Fewest Times Sacked, Both Teams, Game**

- 1 Seattle (1) at Miami (0) 12/31/83 (D)
- 2 Seattle (2) at Miami (0) 12/29/84 (D)
- 4 3 Times (Last: Seattle [2] at Cincinnati [2] 12/31/88 [D])

**TOUCHDOWNS****Most Touchdowns, Game**

- 3 vs. Denver 12/24/83 (W)
- 2 at L.A. Raiders 1/8/84 (C)
- at Houston 1/3/88 (W) (OT)

**Most Touchdowns, Both Teams, Game**

- 4 Seattle (3) vs. Denver (1) 12/24/83 (W)
- Seattle (1) at Miami (3) 12/29/84 (D)
- 3 3 Times (Last: Seattle [2] at Houston [1] 1/3/88 [W] [OT])

**INTERCEPTIONS BY****Most Interceptions By, Game**

- 2 5 Times (Last: at Miami 12/29/84 [D])

**Most Interceptions By, Both Teams, Game**

- 7 Seattle (2) at L.A. Raiders (5) 1/8/84 (C)
- 3 Seattle (2) at Miami (1) 12/31/83 (D)
- 2 4 Times (Last: Seattle [2] at Cincinnati [0] 12/31/88 [D])

## YARDS GAINED

### Most Yards Gained, Game

- 45 vs. Denver 12/24/83 (W)  
at Miami 12/29/84 (D)
- 28 at Houston 1/3/88 (W) (OT)

### Most Yards Gained, Both Teams, Game

- 61 Seattle (8) at L.A. Raiders (53) 1/8/84 (C)
- 45 Seattle (45) vs. Denver (0) 12/24/83 (W)  
Seattle (45) at Miami (0) 12/29/84 (D)

## TOUCHDOWNS

### Most Touchdowns, Game

None

## PUNTING

### Most Punts, Game

- 8 vs. L.A. Raiders 12/22/84 (W)  
at Miami 12/29/84 (D)  
at Houston 1/3/88 (W) (OT)

### Fewest Punts, Game

- 3 vs. Denver 12/24/83 (W)
- 4 at Miami 12/31/83 (D)
- 5 at L.A. Raiders 1/8/84 (C)

### Most Punts, Both Teams, Game

- 16 Seattle (8) at L.A. Raiders (8) 12/22/84 (W)
- 12 Seattle (6) at Cincinnati (6) 12/31/88 (D)
- 10 2 Times (Last: Seattle [7] at Houston [3] 1/3/88 [W] [OT])

### Fewest Punts, Both Teams, Game

- 7 Seattle (3) vs. Denver (4) 12/24/83 (W)  
Seattle (5) at L.A. Raiders (2) 1/8/84 (C)
- 8 Seattle (4) at Miami (4) 12/31/83 (D)

## AVERAGE YARDAGE

### Highest Average, Punting, Game (4 Punts)

- 44.29 at Houston 1/3/88 (W) (7-310) (OT)
- 44.17 at Cincinnati 12/31/88 (D) (6-265)
- 38.00 at Miami 12/31/83 (D) (4-152)

### Lowest Average, Punting, Game (4 Punts)

- 32.00 at L.A. Raiders 1/8/84 (C) (5-160)
- 37.00 at Miami 12/29/84 (D) (7-259)
- 37.75 vs. L.A. Raiders 12/22/84 (W) (8-302)

## PUNT RETURNS

### Most Punt Returns, Game

- 5 vs. L.A. Raiders 12/22/84 (W)  
at Cincinnati 12/31/88 (D)
- 4 vs. Denver 12/24/83 (W)

### Fewest Punt Returns, Game

- 0 at L.A. Raiders 1/8/84 (C)  
at Miami 12/31/83 (D)
- 1 at Miami 12/29/84 (D)

### Most Punt Returns, Both Teams, Game

- 8 Seattle (5) at L.A. Raiders (3) 12/22/84 (W)  
Seattle (5) at Cincinnati (3) 12/31/88 (D)
- 7 Seattle (4) vs. Denver (3) 12/24/83 (W)

### Fewest Punt Returns, Both Teams, Game

- 1 Seattle (0) at L.A. Raiders (1) 1/8/84 (C)
- 2 Seattle (0) at Miami (2) 12/31/83 (D)
- 4 Seattle (1) at Miami (3) 12/29/84 (D)

## YARDS GAINED

### Most Yards Gained, Game

- 66 at Houston 1/3/88 (W) (OT)
- 58 vs. Denver 12/24/83 (W)
- 52 vs. L.A. Raiders 12/22/84 (W)

### Fewest Yards Gained, Game

- 0 at Miami 12/31/83 (D)  
at L.A. Raiders 1/8/84 (C)
- 2 at Miami 12/29/84 (D)

### Most Yards Gained, Both Teams, Game

- 93 Seattle (66) at Houston (27) 1/3/88 (W) (OT)
- 68 Seattle (58) vs. Denver (10) 12/24/83 (W)
- 57 Seattle (52) at L.A. Raiders (5) 12/22/84 (W)

### Fewest Yards, Gained, Both Teams, Game

- 1 Seattle (0) at L.A. Raiders (1) 1/8/84 (C)
- 32 Seattle (0) at Miami (32) 12/31/83 (D)
- 35 Seattle (5) at Miami (30) 12/29/84 (D)

## TOUCHDOWNS

### Most Touchdowns, Game

None

## KICKOFF RETURNS

### Most Kickoff Returns, Game

- 7 at L.A. Raiders 1/8/84 (C)
- 6 at Houston 1/3/88 (W) (OT)
- 4 2 Times (Last: at Miami 12/29/83 [D])

### Fewest Kickoff Returns, Game

- 2 vs. Denver 12/24/83 (W)  
vs. L.A. Raiders 12/22/84 (W)
- 3 at Cincinnati 12/31/88 (D)

### Most Kickoff Returns, Both Teams, Game

- 10 Seattle (4) at Miami (6) 12/31/83 (D)  
Seattle (6) at Houston (4) 1/3/88 (W) (OT)
- 9 Seattle (7) at L.A. Raiders (2) 1/8/84 (C)

### Fewest Kickoff Returns, Both Teams, Game

- 4 Seattle (2) at L.A. Raiders (2) 12/22/84 (W)



- 6 Seattle (3) at Cincinnati (3) 12/31/88 (D)
- 7 Seattle (4) at Miami (3) 12/29/84 (D)

## YARDS GAINED

### Most Yards Gained, Game

- 136 at L.A. Raiders 1/8/84 (C)
- 132 at Houston 1/3/88 (W) (OT)
- 130 at Miami 12/31/83 (D)

### Fewest Yards Gained, Game

- 28 vs. L.A. Raiders 12/22/84 (W)
- 43 vs. Denver 12/24/83
- 66 at Cincinnati 12/31/88 (D)

### Most Yards Gained, Both Teams, Game

- 234 Seattle (130) at Miami (104) 12/31/83 (D)
- 197 Seattle (132) at Houston (65) 1/3/88 (W) (OT)
- 182 Seattle (136) at L.A. Raiders (46) 1/8/84 (C)

### Fewest Yards Gained, Both Teams, Game

- 66 Seattle (38) at L.A. Raiders (28) 12/22/84 (W)
- 120 Seattle (66) at Cincinnati (54) 12/31/88 (D)
- 128 Seattle (77) at Miami (51) 12/29/84 (D)

## TOUCHDOWNS

### Most Touchdowns, Game

None

## PENALTIES

### Most Penalties, Game

- 7 vs. L.A. Raiders 12/22/84 (W)
- 5 at Cincinnati 12/31/88 (D)
- 4 at Miami 12/29/84 (D)

### Fewest Penalties, Game

- 2 at Miami 12/31/83 (D)
- at L.A. Raiders 1/8/84 (C)
- 3 2 Times (Last: at Houston 1/3/88 [W] [OT])

### Most Penalties, Both Teams, Game

- 15 Seattle (7) at L.A. Raiders (8) 12/22/84 (W)
- 9 Seattle (2) at L.A. Raiders (7) 1/8/84 (C)
- 8 Seattle (3) vs. Denver (5) 12/24/83 (W)

### Fewest Penalties, Both Teams, Game

- 5 Seattle (4) at Miami (1) 12/29/84 (D)
- 7 3 Times (Last: Seattle [5] at Cincinnati [2] 12/31/88 [D])

## YARDS PENALIZED

### Most Yards Penalized, Game

- 55 vs. L.A. Raiders 12/22/84 (W)
- 45 at Cincinnati 12/31/88 (D)
- 34 vs. Denver 12/24/83 (W)

### Fewest Yards Penalized, Game

- 15 at Miami 12/31/83 (D)
- 20 3 Times (Last: at Houston 1/3/88 [W] [OT])

## Most Yards Penalized, Both Teams, Game

- 123 Seattle (55) at L.A. Raiders (68) 12/22/84 (W)
- 74 Seattle (45) at Cincinnati (29) 12/31/88 (D)
- 73 Seattle (20) at L.A. Raiders (53) 1/8/84 (C)

## Fewest Yards Penalized, Both Teams, Game

- 25 Seattle (20) at Miami (5) 12/29/84 (D)
- 45 Seattle (15) at Miami (30) 12/31/83 (D)
- Seattle (20) at Houston (25) 1/3/88 (W) (OT)

## FUMBLES

### Most Fumbles, Game

- 1 5 Times (Last: at Cincinnati 12/31/88 [D])

### Fewest Fumbles, Game

- 0 vs. Denver 12/24/83 (W) at Miami 12/31/83 (D)
- 1 5 Times (Last: at Cincinnati 12/31/88 [D])

### Most Fumbles, Both Teams, Game

- 4 Seattle (1) at L.A. Raiders (3) 1/8/84 (C)
- Seattle (1) at Cincinnati 12/31/88 (3) (D)
- 3 2 Times (Last: Seattle [1] at Houston [2] 1/3/88 [W] [OT])

### Fewest Fumbles, Both Teams, Game

- 1 Seattle (1) at Miami (0) 12/29/84 (D)
- 2 Seattle (1) vs. Denver (1) 12/24/83 (W)
- Seattle (0) at L.A. Raiders (2) 12/22/84 (W)

### Most Fumbles Lost, Game

- 1 at Miami 12/29/84 (D)
- at Houston 1/3/88 (W) (OT)
- at Cincinnati 12/31/88 (D)

### Fewest Fumbles Lost, Game

- 0 4 Times (Last: vs. L.A. Raiders 12/22/84 [W])

## RECOVERIES

### Most Total Fumbles Recovered, Game

- 3 vs. Miami 12/31/83 (D) (3-Opp)
- at L.A. Raiders 1/8/84 (C) (2-Opp, 1-Own)
- 2 2 Times (Last: at Cincinnati 12/31/88 [D] [2-opp])

### Most Own Fumbles Recovered, Game

- 1 6 Times (Last: at Houston 1/3/88 [W] [OT])

## TURNOVERS

### Most Turnovers, Game

- 5 at L.A. Raiders 1/8/84 (C) (5-Ints)
- 3 at Cincinnati 12/31/88 (D) (2-Ints, 1-Fum)
- 1 3 Times (Last: at Houston 1/3/88 [W] [1-Fum] [OT])

**Fewest Turnovers, Game**

- 0 vs. Denver 12/24/83 (W)  
vs. L.A. Raiders 12/22/84 (W)
- 1 3 Times (Last: at Houston 1/3/88 [W] [1-Fum] [OT])

**Most Turnovers, Both Teams, Game**

- 9 Seattle (5) at L.A. Raiders (4) 1/8/84 (C)  
(7-Ints, 2-Fums)

- 6 Seattle (1) at Miami (5) 12/31/83 (D) (3-Ints, 3-Fums)

- 5 Seattle (3) at Cincinnati (2) 12/31/88 (D) (2-Ints, 3-Fums)

**Fewest Turnovers, Both Teams, Game**

- 3 4 Times (Last: Seattle [1] at Houston [2] 1/3/88 [W] [OT] [1-Int, 2-Fum])

# POSTSEASON DEFENSIVE RECORDS

**SCORING****Fewest Points Allowed, Game**

- 7 vs. Denver 12/24/83 (W)  
vs. L.A. Raiders 12/22/84 (W)

- 20 at Miami 12/29/83 (D)

**Most Points Allowed, Game**

- 31 at Miami 12/29/84 (D)
- 30 at L.A. Raiders 1/8/84 (C)
- 23 at Houston 1/3/88 (W) (OT)

**Fewest Touchdowns Allowed, Game**

- 1 vs. Denver 12/24/83 (W)  
vs. L.A. Raiders 12/22/84 (W)

- 2 at Houston 1/3/88 (W) (OT)

**Most Touchdowns Allowed, Game**

- 4 at Miami 12/29/84 (D)
- 3 3 Times  
[Last: at Cincinnati 12/31/88 (D)]

**FIRST DOWNS****Fewest First Downs Allowed, Game**

- 14 vs. L.A. Raiders 12/22/84 (W)
- 21 3 Times  
[Last: at L.A. Raiders 1/8/84 (C)]

**Most First Downs Allowed, Game**

- 27 at Houston 1/3/88 (W) (OT)
- 22 at Miami 12/29/84 (D)  
at Cincinnati 12/31/88 (D)

**Fewest First Downs Allowed, Rushing, Game**

- 5 vs. Denver 12/24/83 (W)  
vs. L.A. Raiders 12/22/84 (W)

- 8 at Miami 12/29/84 (D)

**Most First Downs Allowed, Rushing, Game**

- 17 at Cincinnati 12/31/88 (D)
- 10 at L.A. Raiders 1/8/84 (C)
- 9 2 Times  
[Last: at Houston 1/3/88 (W) (OT)(W)]

**Fewest First Downs Allowed, Passing, Game**

- 5 at Cincinnati 12/31/88 (D)
- 8 vs. L.A. Raiders 12/22/84 (W)

- 9 at Miami 12/31/83 (D)

**Most First Downs Allowed, Passing, Game**

- 18 at Houston 1/3/88 (W) (OT)
- 14 vs. Denver 12/24/83 (W)
- 12 at Miami 12/29/84 (D)

**Most First Downs Allowed, Penalty, Game**

- 2 vs. Denver 12/24/83 (W)  
at Miami 12/29/84 (D)
- 3 2 Times  
[Last: vs. L.A. Raiders 12/22/84 (W)]

**OFFENSIVE PLAYS****Fewest Opponent Plays Allowed, Game (Incl. times thrown passing)**

- 56 at Miami 12/31/83 (D)
- 58 vs. L.A. Raiders 12/22/84 (W)
- 68 at Cincinnati 12/31/88 (D)

**Most Opponent Plays Allowed, Game (Incl. times thrown passing)**

- 84 at Houston 1/3/88 (W) (OT)
- 72 at L.A. Raiders 1/8/84 (C)
- 70 at Miami 12/29/84 (D)

**Fewest Opponent Plays Allowed, Rushing, Game**

- 25 vs. L.A. Raiders 12/22/84 (W)
- 30 at Miami 12/31/83 (D)
- 33 vs. Denver 12/24/83 (W)

**Most Opponent Plays Allowed, Rushing, Game**

- 50 at Houston 1/3/88 (W) (OT)
- 47 at Cincinnati 12/31/88 (D)
- 46 at L.A. Raiders 1/8/84 (C)

**Fewest Opponent Plays Allowed, Passing, Game (Incl. times thrown passing)**

- 21 at Cincinnati 12/31/88 (D)
- 26 at Miami 12/31/83 (D)  
at L.A. Raiders 1/8/84 (C)

**Most Opponent Plays Allowed, Passing, Game**

- 36 vs. Denver 12/24/83 (W)
- 34 at Miami 12/29/84 (D)  
at Houston 1/3/88 (W) (OT)

## NET YARDS ALLOWED RUSHING AND PASSING

### Fewest Yards Allowed, Game

- 240 vs. L.A. Raiders 12/22/84 (W)
- 321 at Miami 12/31/83 (D)
- 345 at Cincinnati 12/31/88 (D)

### Most Net Yards Allowed, Game

- 437 at Houston 1/3/88 (W) (OT)
- 405 at Miami 12/29/84 (D)
- 401 at L.A. Raiders 1/8/84 (C)

## RUSHING

### Fewest Yards Allowed, Rushing, Game

- 105 vs. L.A. Raiders 12/22/84 (W)
- 125 vs. Denver 12/24/83 (W)
- 128 at Miami 12/31/83 (D)

### Most Yards Allowed, Rushing, Game

- 254 at Cincinnati 12/31/88 (D)
- 205 at L.A. Raiders 1/8/84 (C)
- 178 at Houston 1/3/88 (W) (OT)

### Most Touchdowns Allowed, Rushing, Game

- 3 at Cincinnati 12/31/88 (D)
- 2 at L.A. Raiders 1/8/84 (C)
- 1 3 Times  
[Last: at Houston 1/3/88 (W) (OT)]

### Fewest Touchdowns Allowed, Rushing, Game

- 0 vs. Denver 12/24/83 (W)
- vs. L.A. Raiders 12/22/84 (W)
- 1 3 Times  
[Last at Houston 1/3/88 (W) (OT)]

## PASSING

### Fewest Net Yards Allowed, Passing, Game

- 91 at Cincinnati 12/31/88 (D)
- 135 vs. L.A. Raiders 12/22/84 (W)
- 193 at Miami 12/31/83 (D)

### Most Yards Allowed, Passing, Game

- 262 at Miami 12/29/84 (D)

- 259 at Houston 1/3/88 (W) (OT)
- 235 vs. Denver 12/24/83 (W)

### Fewest Touchdowns Allowed, Passing, Game

- 0 at Cincinnati 12/31/88 (D)
- 1 4 Times  
[Last at Houston 1/3/88 (W) (OT)]

### Most Touchdowns Allowed, Passing, Game

- 3 at Miami 12/29/84 (D)
- 2 at Miami 12/31/83 (D)
- 1 4 Times  
[Last at Houston 1/3/88 (W) (OT)]

## SACKS

### Most Sacks, Game

- 6 vs. L.A. Raiders 12/22/84 (W)
- 2 4 Times  
[Last at Cincinnati 12/31/88 (D)]

### Fewest Sacks, Game

- 0 at Miami 12/31/83 (D)
- at Miami 12/29/84 (D)
- 2 4 Times  
[Last at Cincinnati 12/31/88 (D)]

### Most Opponents Yards Lost Attempting to Pass, Game

- 49 vs. L.A. Raiders 12/22/84 (W)
- 19 vs. Denver 12/24/83 (W)
- 18 at L.A. Raiders 1/8/84 (C)

### Fewest Opponent Yards Lost Attempting to Pass, Game

- 0 at Miami 12/31/83 (D)
- at Miami 12/29/84 (D)
- 14 at Houston 1/3/88 (W) (OT)

## INTERCEPTIONS BY

### Most Passes Intercepted By, Game

- 2 5 Times  
[Last at Miami 12/29/84 (D)]

### Fewest Passes Intercepted By, Game

- 0 at Cincinnati 12/31/88 (D)



- 1 at Houston 1/3/88 (W) (OT)
- 2 5 Times  
[Last at Miami 12/29/84 (D)]

**Most Consecutive Games, One or More Interceptions By**

- 6 1983-84, 1987

**Most Yards Returning Interceptions, Game**

- 45 vs. Denver 12/24/83 (W) at Miami 12/29/84 (D)
- 28 at Houston 1/3/88 (W) (OT)
- 21 vs. L.A. Raiders 12/22/84 (W)

**Fewest Yards Returning Interceptions, Game**

- 0 at Miami 12/31/83 (D) at Cincinnati 12/31/88 (D)
- 8 at L.A. Raiders 1/8/84 (C)

**Most Touchdowns Returning Interceptions, Game**

None

**Most Touchdowns Returning Interceptions, Both Teams, Game**

None

**PUNT RETURNS**

**Fewest Opponent Punt Returns, Game**

- 1 at L.A. Raiders 1/8/84 (C)
- 2 at Miami 12/31/83 (D)
- 3 4 Times  
[Last at Cincinnati 12/31/88 (D)]

**Most Opponent Punt Returns, Game**

- 4 at Houston 1/3/88 (W) (OT)
- 3 4 Times  
[Last at Cincinnati 12/31/88 (D)]

**Most Yards Allowed, Punt Returns, Game**

- 32 at Miami 12/31/83 (D)
- 30 at Miami 12/29/84 (D)
- 28 vs. L.A. Raiders 12/22/84 (W)

**Fewest Yards Allowed, Punt Returns, Game**

- 1 at L.A. Raiders 1/8/84 (C)
- 10 vs. Denver 12/24/83 (W)
- 19 at Cincinnati 12/31/88 (D)

**Longest Return, Allowed, Game**

- 24 at Miami 12/31/83 (D)
- 16 at Cincinnati 12/31/88 (D)
- 12 at Miami 12/29/84 (D)

**Most Touchdowns Allowed, Punt Return, Game**

None

**KICKOFF RETURNS**

**Fewest Opponent Kickoff Returns, Game**

- 2 at L.A. Raiders 1/8/84 (C) vs. L.A. Raiders 12/22/84 (W)
- 3 2 Times  
[Last at Cincinnati 12/31/88 (D)]

**Most Opponent Kickoff Returns, Game**

- 6 vs. Denver 12/24/83 (W) at Miami 12/31/83 (D)
- 4 at Houston 1/3/88 (W) (OT)

**Fewest Yards Allowed, Kickoff Returns, Game**

- 28 vs. L.A. Raiders 12/22/84 (W)
- 46 at L.A. Raiders 1/8/84 (C)
- 51 at Miami 12/29/84 (D)

**Most Yards Allowed, Kickoff Returns, Game**

- 118 vs. Denver 12/24/83 (W)
- 104 at Miami 12/31/83 (D)
- 65 at Houston 1/3/88 (W) (OT)

**Longest Return Allowed, Game**

- 27 at L.A. Raiders 1/8/84 (C)
- 23 at Miami 12/29/84 (D) at Cincinnati 12/31/88 (D)

**Most Touchdowns Allowed, Kickoff Returns, Game**

None

**FUMBLES**

**Most Opponent Fumbles, Game**

- 3 at Miami 12/31/83 (D) at L.A. Raiders 1/8/84 (C) at Cincinnati 12/31/88 (D)

**Fewest Opponent Fumbles, Game**

- 0 at Miami 12/29/84 (D)
- 1 vs. Denver 12/24/83 (W)
- 2 2 Times  
[Last at Houston 1/3/88 (W) (OT)]

**FUMBLES RECOVERED**

**Most Opponent Fumbles Recovered, Game**

- 3 at Miami 12/31/84 (D)
- 2 at L.A. Raiders 1/8/84 (C) at Cincinnati 12/31/88 (D)

**Fewest Opponent Fumbles Recovered, Game**

- 0 at Miami 12/29/84 (D)
- 1 3 Times  
[Last at Houston 1/3/88 (W) (OT)]

**TURNOVERS**

(Number of times losing ball on interceptions and fumbles)

**Most Opponents' Turnovers, Game**

- 5 at Miami 12/31/83 (D)
- 4 at L.A. Raiders 1/8/84 (C)
- 3 2 Times  
[Last vs. L.A. Raiders 12/22/84 (W)]

**Fewest Opponents' Turnovers, Game**

- 2 at Miami 12/29/84 (D) (2-Ints) at Houston 1/3/88 (W) (OT) (1-Int, 1-Fum) at Cincinnati 12/31/88 (D) (2-Fums)

**TIME OF POSSESSION**

**Least Time of Possession Allowed, Game**

- 25:02 at Miami 12/31/83 (D)
- 25:41 vs. L.A. Raiders 12/22/84 (W)
- 30:57 vs. Denver 12/24/83 (W)

**Most Time of Possession Allowed, Game**

- 47:44 at Houston 1/3/88 (W) (OT)
- 37:06 at L.A. Raiders 1/8/84 (C)
- 35:48 at Miami 12/29/84 (D)

# CAREER LEADERS

## Rushing Attempts

1. Curt Warner	1649
2. John L. Williams	952
3. Sherman Smith	810
4. Dan Doornink	463
5. Derrick Fenner	317
6. Jim Zorn	307
7. David Hughes	294
8. Dave Krieg	294
9. David Sims	293
10. Don Testerman	229

## Rushing Yards

1. Curt Warner	6705
2. John L. Williams	3869
3. Sherman Smith	3429
4. Dan Doornink	1530
5. Jim Zorn	1494
6. David Sims	1174
7. Derrick Fenner	1117
8. Dave Krieg	1090
9. David Hughes	1009
10. Don Testerman	860

## Rushing Touchdowns

1. Curt Warner	55
2. Sherman Smith	28
3. Derrick Fenner	19
4. David Sims	19
5. Jim Zorn	17
6. Dan Doornink	14
7. John L. Williams	13
8. Dave Krieg	10
9. Theotis Brown	8
10. Jim Jodat	6

## Pass Attempts

1. Dave Krieg	3576
2. Jim Zorn	2992
3. Jeff Kemp	249
4. Kelly Stouffer	247
5. Steve Myer	160
6. Gale Gilbert	116
7. Bruce Mathison	76
8. Sam Adkins	39
9. Bill Munson	37
10. 4 tied with	7

## Pass Completions

1. Dave Krieg	2096
2. Jim Zorn	1593
3. Kelly Stouffer	133
4. Jeff Kemp	130
5. Steve Myer	83
6. Gale Gilbert	61
7. Bruce Mathison	36
8. Bill Munson	20
9. Sam Adkins	17
10. Herman Weaver	4

## Pass Yards

1. Dave Krieg	26132
2. Jim Zorn	20122
3. Jeff Kemp	1735
4. Kelly Stouffer	1453
5. Steve Myer	851
6. Gale Gilbert	703
7. Bruce Mathison	501
8. Bill Munson	295
9. Sam Adkins	232
10. Herman Weaver	82

## Passing Touchdowns

1. Dave Krieg	195
2. Jim Zorn	107
3. Jeff Kemp	9
4. Steve Myer	6
5. Gale Gilbert	4
6. Kelly Stouffer	4
7. Bruce Mathison	3
8. Sam Adkins	2
9. Bill Munson	1
10. David Sims	1

## Had Intercepted

1. Dave Krieg	148
2. Jim Zorn	133
3. Jeff Kemp	18
4. Steve Myer	14
5. Kelly Stouffer	10
6. Gale Gilbert	5
7. Bruce Mathison	5
8. Sam Adkins	4
9. Bill Munson	3
10. 4 tied with	1

## Sacked

1. Dave Krieg	341
2. Jim Zorn	200
3. Kelly Stouffer	24
4. Jeff Kemp	14
5. Sam Adkins	9
6. Steve Myer	9
7. Bruce Mathison	6
8. Gale Gilbert	5
9. Bill Munson	3
10. 2 tied with	1

## Pass Receptions

1. Steve Largent	819
2. John L. Williams	339
3. Brian Blades	236
4. Sam McCullum	232
5. Sherman Smith	211
6. Dan Doornink	197
7. Curt Warner	193
8. Paul Skansi	163
9. Tommy Kane	115
10. Daryl Turner	101

## Receiving Yards

1. Steve Largent	13089
2. Sam McCullum	3409
3. Brian Blades	3272
4. John L. Williams	3145
5. Sherman Smith	2342
6. Dan Doornink	1940
7. Paul Skansi	1911
8. Daryl Turner	1872
9. Curt Warner	1467
10. Charle Young	1217

## Receiving Touchdowns

1. Steve Largent	100
2. Daryl Turner	36
3. Sam McCullum	21
4. Brian Blades	18
5. Ray Butler	13
6. John L. Williams	13
7. Dan Doornink	11
8. Paul Skansi	10
9. Sherman Smith	10
10. Mike Tice	9

## Pass Interceptions

1. Dave Brown	50
2. John Harris	41
3. Kenny Easley	32
4. Eugene Robinson	22
5. Keith Simpson	19
6. Terry Taylor	15
7. Autry Beamon	11
8. Paul Moyer	11
9. Dwayne Harper	9
10. 2 tied with	8

## Return Yardage

1. Dave Brown	643
2. Kenny Easley	528
3. John Harris	425
4. Keith Simpson	338
5. Eugene Robinson	330
6. Terry Taylor	202
7. Dwayne Harper	168
8. Eddie McMillan	157
9. Paul Moyer	136
10. Sammy Green	100

## Return Touchdowns

1. Dave Brown	5
2. Kenny Easley	3
3. Keith Simpson	3
4. Jacob Green	2
5. John Harris	2
6. Terry Taylor	2
7. 8 tied with	1

## Punts

1. Jeff West	299
2. Herman Weaver	257
3. Ruben Rodriguez	192
4. Rick Engles	84
5. Rick Donnelly	80
6. Vince Gamache	79
7. David Finzer	68
8. Rick Tuten	49
9. Alex Waits	14
10. Jimmy Colquitt	12

## Inside the 20

1. Jeff West	73
2. Herman Weaver	49
3. Ruben Rodriguez	48
4. Rick Donnelly	19
5. Rick Engles	13
6. David Finzer	12
7. Vince Gamache	10
8. Rick Tuten	8
9. Jimmy Colquitt	3
10. Efen Herrera	3

## Had Blocked

1. Herman Weaver	6
2. Rick Engles	3
3. Ruben Rodriguez	1

<b>Punt Returns</b>		<b>Punt Return Yards</b>		<b>Punt Return TDs</b>	
1. B.J. Edmonds	89	1. B.J. Edmonds	1010	1. Paul Johns	2
2. Paul Johns	74	2. Paul Johns	843	2. B.J. Edmonds	1
3. Chris Warren	60	3. Chris Warren	567	3. Will Lewis	1
4. Will Lewis	57	4. Paul Skansi	500	4. Chris Warren	1
5. Paul Skansi	53	5. Will Lewis	449		
6. Rufus Crawford	34	6. Kenny Easley	302		
7. Kenny Easley	26	7. Rufus Crawford	284		
8. David Hollis	24	8. David Hollis	197		
9. James Jefferson	20	9. John Harris	179		
10. Walter Packer	20	10. James Jefferson	155		
<b>Kickoff Returns</b>		<b>Kickoff Return Yards</b>		<b>Kickoff Return TDs</b>	
1. B.J. Edmonds	101	1. B.J. Edmonds	2228	1. Zachary Dixon	1
2. Randall Morris	82	2. Al Hunter	1717	2. James Jefferson	1
3. Al Hunter	78	3. Randall Morris	1621		
4. Zachary Dixon	74	4. Zachary Dixon	1594		
5. Chris Warren	58	5. Chris Warren	1270		
6. Will Lewis	45	6. Will Lewis	963		
7. Derek Loville	36	7. Rufus Crawford	829		
8. Rufus Crawford	35	8. Derek Loville	771		
9. David Hollis	32	9. David Hollis	665		
10. Jeff Moore	31	10. Oliver Ross	655		
<b>Tackles</b>		<b>Quarterback Sacks</b>		<b>Forced Fumbles</b>	
1. Keith Butler	813	1. Jacob Green	116.0	1. Jacob Green	28
2. Jacob Green	718	2. Jeff Bryant	57.5	2. Joe Nash	13
3. Dave Brown	684	3. Joe Nash	39.5	3. Bruce Scholtz	13
4. John Harris	649	4. Rufus Porter	25.5	4. Jeff Bryant	12
5. Eugene Robinson	593	5. Manu Tuiasosopo	21.0	5. Rufus Porter	12
6. Jeff Bryant	579	6. Bill Gregory	20.0	6. Keith Butler	11
7. Michael Jackson	574	7. Fredd Young	19.0	7. Keith Simpson	11
8. Joe Nash	572	8. Robert Hardy	18.5	8. Dave Brown	10
9. Terry Beeson	561	9. Randy Edwards	16.0	9. Kenny Easley	10
10. Kenny Easley	498	10. Tony Woods	13.0	10. Michael Jackson	8
<b>Opp. Fumble Rec'd</b>		<b>Total Return TDs</b>		<b>Blocked Kicks</b>	
1. Jacob Green	17	1. Dave Brown	5	1. Joe Nash	9
2. Dave Brown	11	2. Jacob Green	4	2. Mike White	5
3. John Harris	11	3. Kenny Easley	3	3. Jeff Bryant	4
4. Jeff Bryant	10	4. Keith Simpson	3	4. Jacob Green	4
5. Kenny Easley	9	5. Terry Taylor	3	5. Dennis Boyd	3
6. Greg Gaines	9	6. John Harris	2	6. Kerry Justin	3
7. Eugene Robinson	9	7. Paul Johns	2	7. Fredd Young	3
8. Shelton Robinson	9	8. Paul Moyer	2	8. 5 tied with	2
9. Kerry Justin	8	9. Eugene Robinson	2		
10. Paul Moyer	8	10. Shelton Robinson	2		
<b>Points Scored</b>		<b>Total Touchdowns</b>		<b>Field Goals</b>	
1. Norm Johnson	810	1. Steve Largent	101	1. Norm Johnson	159
2. Steve Largent	608	2. Curt Warner	62	2. Efen Herrera	64
3. Curt Warner	372	3. Sherman Smith	38	3. John Kasay	25
4. Efen Herrera	331	4. Daryl Turner	36	4. John Leypoldt	17
5. Sherman Smith	228	5. John L. Williams	26	5. Wilson Alvarez	3
6. Daryl Turner	216	6. Dan Doornink	25	6. Scott Hagler	2
7. John L. Williams	156	7. David Sims	23	7. Don Bitterlich	1
8. Dan Doornink	150	8. Sam McCullum	21		
9. David Sims	138	9. Derrick Fenner	20		
10. Sam McCullum	126	10. Brian Blades	18		
<b>Field Goal Attempts</b>		<b>PATs</b>		<b>PAT Attempts</b>	
1. Norm Johnson	228	1. Norm Johnson	333	1. Norm Johnson	338
2. Efen Herrera	92	2. Efen Herrera	139	2. Efen Herrera	148
3. John Kasay	31	3. John Leypoldt	52	3. John Leypoldt	59
4. John Leypoldt	30	4. John Kasay	27	4. John Kasay	28
5. Wilson Alvarez	7	5. Wilson Alvarez	14	5. Wilson Alvarez	15
6. Don Bitterlich	4	6. Don Bitterlich	7	6. Don Bitterlich	7
7. Scott Hagler	2	7. Scott Hagler	4	7. Scott Hagler	4
		8. Steve Largent	2*	8. Steve Largent	2*
<b>Games Played</b>		<b>Games Started</b>		<b>Safeties</b>	
1. Steve Largent	200	1. Steve Largent	197	1. Dave Brown	1
2. Jacob Green	178	2. Jacob Green	176	2. Jeff Bryant	1
3. Dave Brown	159	3. Dave Brown	159	3. Steve Raible	1
4. Keith Butler	146	4. Jeff Bryant	136	4. Cornell Webster	1
5. Joe Nash	146	5. Keith Butler	132	5. Team	1
6. Jeff Bryant	143	6. Edwin Bailey	120		
7. Edwin Bailey	139	7. Dave Krieg	116		
8. Norm Johnson	134	8. John Harris	112		
9. Mike Tice	130	9. Joe Nash	111		
10. Dave Krieg	129	10. Jim Zorn	100		

\* Ran for PAT

# YEAR-BY-YEAR LEADERS

## RUSHING

		G	Att.	Yds.	Avg.	LG	TD
1976	Sherman Smith	12	119	537	4.5	53	4
1977	Sherman Smith	14	163	763	4.7	39	4
1978	Sherman Smith	12	165	805	4.9	67	6
1979	Sherman Smith	16	194	775	4.0	31	11
1980	Jim Jodat	16	155	632	4.1	26	5
1981	Theotis Brown	10	141	531	3.8	43	6
1982	Sherman Smith	9	63	202	3.2	19	0
1983	Curt Warner	16	335 <sup>o</sup>	1449 <sup>o</sup>	4.3	60	13
1984	David Hughes	16	94	327	3.3	14	1
1985	Curt Warner	16	291	1094	3.8	38	8
1986	Curt Warner	16	319 <sup>o</sup>	1481 <sup>o</sup>	4.6	60	13 <sup>o</sup>
1987	Curt Warner	12	234	985	4.2	57	8
1988	Curt Warner	16	266	1025	3.9	29	10
1989	Curt Warner	16	194	631	3.3	34	3
1990	Derrick Fenner	16	215	859	4.0	36	14*
1991	John L. Williams	16	188	741	3.9	42	4

## PASSING

		G	Att.	Comp.	Yds.	Pct.	TD	Int.	Rate
1976	Jim Zorn	14	439*	208	2571	47.3	12	27	49.5
1977	Jim Zorn	10	251	104	1683	41.4	16	19	54.3
1978	Jim Zorn	16	443 <sup>o</sup>	248 <sup>o</sup>	3283 <sup>o</sup>	56.0	15	20	72.2
1979	Jim Zorn	16	505	285	3661	56.4	20	18	77.7
1980	Jim Zorn	16	488	276	3346	56.6	17	20	72.3
1981	Jim Zorn	13	397	236	2788	59.4	13	9	82.3
1982	Jim Zorn	9	245	126	1540	51.4	7	11	62.0
1983	Dave Krieg	9	243	147	2139	60.5	18	11	95.0
1984	Dave Krieg	16	480	276	3671	57.5	32	24	83.3
1985	Dave Krieg	16	532	285	3602	53.6	27	20	76.2
1986	Dave Krieg	15	375	225	2921	60.0	21	11	91.0
1987	Dave Krieg	12	294	178	2131	60.5	23	15	87.6
1988	Dave Krieg	9	228	134	1741	58.8	18	8*	94.6
1989	Dave Krieg	15	499	286	3309	57.3	21	20	74.8
1990	Dave Krieg	16	448	265	3194	59.2	15	20	73.6
1991	Dave Krieg	10	285	187	2080	65.6*	11	12	82.5

## RECEIVING

		G	No.	Yds.	Avg.	LG	TD
1976	Steve Largent	14	54	705	13.0	45	4
1977	Steve Largent	14	33	643	19.4	74	10
1978	Steve Largent	16	71 <sup>o</sup>	1168	16.5	57	8
1979	Steve Largent	15	66	1237 <sup>o</sup>	18.7	55	9
1980	Steve Largent	16	66	1064	16.1	67	6
1981	Steve Largent	16	75	1224	16.3	57	9
1982	Steve Largent	8	34	493	14.5	45	3
1983	Steve Largent	15	72	1074	14.9	46	11
1984	Steve Largent	16	74	1164	15.7	65	12
1985	Steve Largent	16	79	1287 <sup>o</sup>	16.3	43	6
1986	Steve Largent	16	70	1070	15.3	38	9
1987	Steve Largent	13	58	912	15.7	55	8
1988	John L. Williams	16	58	651	11.2	75	3
1989	Brian Blades	16	77	1063	13.8	60	5
1990	John L. Williams	16	73	699	9.6	60	0
1991	Brian Blades	16	70	1003	14.3	52	2

## TOUCHDOWNS

		G	Total	Rush	Rec	Ret	Pts.
1976	Sherman Smith	12	5	4	1	0	30
1977	Steve Largent	14	10	0	10	0	60
1978	David Sims	12	15*	14*	1	0	90*
1979	Sherman Smith	16	15	11	4	0	90
1980	Jim Jodat	16	6	5	1	0	36
1981	Steve Largent	16	10	1	9	0	60
1982	Steve Largent	8	3	0	3	0	18
1983	Curt Warner	16	14 <sup>o</sup>	13	1	0	84
1984	Steve Largent	16	12	0	12	0	72
1985	Daryl Turner	16	13	0	13*	0	78
1986	Curt Warner	16	13	13 <sup>o</sup>	0	0	78
1987	Curt Warner	12	10	8	2	0	60
1988	Curt Warner	16	12	0	2	0	72
1989	John L. Williams	16	7	1	6	0	42
1990	Derrick Fenner	16	15 <sup>o</sup>	14 <sup>o</sup>	1	0	90
1991	John L. Williams	16	5	4	1	0	30

## KICK SCORING

		G	PATs	FGs	Pts.
1976	John Leypoldt	11	19-22	9-12	43
1977	John Leypoldt	14	33-37	9-18	60
1978	Efren Herrera	16	40-44	13-21	79
1979	Efren Herrera	16	43-46	19-23	100
1980	Efren Herrera	16	33-33	20-31	93
1981	Efren Herrera	12	23-25	12-17	59
1982	Norm Johnson	9	13-14	10-14	43
1983	Norm Johnson	16	49-50	18-25	103
1984	Norm Johnson	16	50-51	20-24	110*
1985	Norm Johnson	16	40-41	14-25	82
1986	Norm Johnson	16	42-42	22-35*	108
1987	Norm Johnson	13	40-40	15-20	85
1988	Norm Johnson	16	39-39	22-28	105
1989	Norm Johnson	16	27-27	15-25	72
1990	Norm Johnson	16	33-34	23-32	102
1991	John Kasay	16	27-28	25-31	102

## INTERCEPTIONS

		G	No.	Yds.	Avg.	LG	TD
1976	Dave Brown	14	4	70	17.5	33	0
	Rolly Woolsey	14	4	19	4.7	13	0
1977	Autry Beamon	14	6	36	6.0	16	0
1978	Cornell Webster	15	5	9	1.8	14	0
1979	Dave Brown	16	5	46	9.2	23	0
1980	Dave Brown	16	6	32	5.3	24	0
	John Harris	16	6	28	4.7	15	0
1981	John Harris	16	10 <sup>o</sup>	155	15.5	42	2 <sup>o</sup>
1982	Kenny Easley	8	4	48	12.0	44	0
	John Harris	9	4	33	8.3	18	0
1983	Kenny Easley	16	7	96	13.2	38	0
1984	Kenny Easley	16	10 <sup>o</sup>	126	12.6	58	2*
1985	John Harris	16	7	20	2.9	17	0
1986	Dave Brown	16	5	58	11.6	24	1
1987	Kenny Easley	12	4	47	11.8	22	0
1988	Paul Moyer	16	6	79	13.2	34	0
1989	Eugene Robinson	16	5	24	4.8	20	0
1990	Eugene Robinson	16	3	89	29.7	39	0
	Dwayne Harper	16	3	69	23.0	47	0
1991	Eugene Robinson	16	5	56	11.2	27	0



## PUNTING

		G	No.	Yds.	Avg.	LG	I20	Blk
1976	Rick Engles	14	80	3067	38.3	55	13	2
1977	Herman Weaver	13	58	2293	39.5	59	10	1
1978	Herman Weaver	16	66	2440	37.0	59	13	0
1979	Herman Weaver	16	66	2651	40.2	60	11	3
1980	Herman Weaver	16	67	2798	41.8	62	14	2
1981	Jeff West	15	66	2578	39.1	56	16	0
1982	Jeff West	9	48	1835	38.2	52	8	0
1983	Jeff West	16	79	3115	39.5	56	25	0
1984	Jeff West	16	95	3567	37.5	60	24	0
1985	Dave Finzer	12	68	2766	40.7	61	12	0
1986	Vince Gamache	16	79	3048	38.6	55	10	0
1987	Ruben Rodriguez	12	47	1880	40.0	63	17	0
1988	Ruben Rodriguez	16	70	2858	40.8	68	14	0
1989	Ruben Rodriguez	16	75	2995	39.9	59	17	1
1990	Rick Donnelly	16	67	2722	40.6	54	18	0
1991	Rick Tuten	10	49	2106	43.0	60	8	0

## PUNT RETURNS

		G	No.	FC	Yds.	Avg.	LG	TD
1976	Lyle Blackwood	11	19	2	132	6.9	26	0
1977	Walter Packer	10	20	0	131	6.5	31	0
1978	Rufus Crawford	16	34	4	284	8.4	22	0
1979	Tony Green	11	16	3	121	7.6	30	0
1980	Will Lewis	16	41	9	349	8.5	75	1
1981	Paul Johns	16	16	4	177	11.1	34	0
1982	Paul Johns	9	19	10	210	11.1	37	0
1983	Paul Johns	11	28	5	316	11.3	75	1*
1984	Kenny Easley	16	16	5	194	12.1	42	0
1985	Paul Skansi	12	31	7	312	10.1	32	0
1986	Bobby Joe Edmonds	15	34	14	419	12.3*	75	1 <sup>o</sup>
1987	Bobby Joe Edmonds	11	20	4	251	12.6 <sup>o</sup>	40	0
1988	Bobby Joe Edmonds	16	35	8	340	9.7	41	0
1989	David Hollis	10	18	7	164	9.1	21	0
1990	Chris Warren	16	28	16	269	9.6	39	0
1991	Chris Warren	16	32	19	298	9.3	59	1*

## KICKOFF RETURNS

		G	No.	Yds.	Avg.	LG	TD
1976	Oliver Ross	10	30	655	21.8	45	0
1977	Al Hunter	12	36	820	22.7	41	0
1978	Al Hunter	16	16	385	24.1	38	0
1979	Tony Green	11	20	437	21.9	31	0
1980	Will Lewis	16	25	585	23.4	54	0
1981	Will Lewis	10	20	378	18.9	36	0
1982	Horace Ivory	6	10	224	22.4	30	0
1983	Zachary Dixon	13	49*	1448*	23.4	94	1*
1984	David Hughes	16	17	348	20.5	38	0
1985	Randall Morris	16	31	636	20.5	58	0
1986	Bobby Joe Edmonds	15	34	764	22.5	46	0
1987	Bobby Joe Edmonds	11	27	564	20.9	43	0
1988	Bobby Joe Edmonds	16	40	900	22.5	65	0
1989	James Jefferson	16	22	511	23.2	97 <sup>o</sup>	1*
1990	Chris Warren	16	23	478	20.8	71	0
1991	Chris Warren	16	35	792	22.6	55	0

## DEFENSIVE

According to Unofficial Press Box Stats

### TACKLES

### SACKS

	G	No.		G	No.
1976 Dave Brown	14	111	1976 Steve Niehaus	14	9.5
1977 Terry Beeson	14	134	1977 Alden Roche	12	3.5
1978 Terry Beeson	16	153	1978 Bill Gregory	16	9.0
1979 Terry Beeson	16	114	1979 Manu Tuiasosopo	16	8.0
1980 Michael Jackson	15	136	1980 Jacob Green	14	6.5
1981 Michael Jackson	16	140	1981 Jacob Green	16	12.0
1982 Michael Jackson	8	64	1982 Jeff Bryant	9	3.0
1983 Bruce Scholtz	16	104	Jacob Green	9	3.0
1984 Shelton Robinson	16	93	1983 Jacob Green	16	16.0
1985 Fredd Young	16	118	1984 Jeff Bryant	16	14.5
1986 Fredd Young	15	121	1985 Jacob Green	16	13.5
1987 Fredd Young	13	101	1986 Jacob Green	16	12.0
1988 Eugene Robinson	16	114	1987 Jacob Green	12	9.5
1989 Eugene Robinson	16	102	1988 Jacob Green	16	9.0
1990 Nesby Glasgow	16	83	1989 Rufus Porter	16	10.5
1991 Terry Wooden	16	100	1990 Jacob Green	16	12.5
			1991 Rufus Porter	15	10.0

\* NFL leader    ◦ AFC leader

## TOP INDIVIDUAL PERFORMANCES

(Regular Season Games Only)

### RUSHING

	Att.	Yds.	TD	Opponent
1. Curt Warner	32	207	3	vs. Kansas City 11/27/83 (OT)
2. Curt Warner	24	192	3	vs. Denver 12/20/86
3. Curt Warner	28	168	2	at San Diego 9/15/85
4. Sherman Smith	23	152	2	at Chicago 11/5/78
5. Derrick Fenner	22	144	3	at Denver 9/23/90 (OT)
6. Curt Warner	28	142	0	vs. San Diego 10/6/86
7. Curt Warner	21	139	0	at Denver 10/26/86
8. Curt Warner	27	136	0	at Denver 10/20/85 (OT)
9. Curt Warner	24	135	0	vs. Denver 11/6/83
10. Al Hunter	27	133	2	vs. Kansas City 12/17/78
11. Curt Warner	27	130	0	vs. L.A. Raiders 11/28/88
12. Curt Warner	25	128	2	at N.Y. Jets 9/11/83
13. Curt Warner	23	126	4	vs. Denver 12/11/88
14. Sherman Smith	14	124	1	vs. Atlanta 11/7/76
15. Curt Warner	25	123	1	vs. Green Bay 11/15/87
16. Dan Doornink	21	122	2	at Atlanta 10/29/79
Curt Warner	22	122	1	at Dallas 11/27/86
18. David Sims	23	121	3	at N.Y. Jets 9/17/78
19. Curt Warner	23	119	1	vs. San Diego 11/22/87
20. Jim Jodat	22	117	0	at Washington 9/28/80
21. Curt Warner	26	116	0	vs. New England 12/18/83
Curt Warner	23	116	2	vs. L.A. Raiders 12/8/86
23. Curt Warner	21	114	0	vs. Pittsburgh 9/7/86
24. Eric Lane	14	113	1	at Minnesota 9/30/84
25. John L. Williams	15	112	1	vs. Kansas City 9/20/87
Curt Warner	29	112	2	at L.A. Raiders 10/25/87
Derrick Fenner	20	112	1	at Green Bay 12/9/90
28. Curt Warner	22	110	1	at Atlanta 10/2/88

29.	Curt Warner	22	109	2	vs. San Diego 9/18/83
	John L. Williams	20	109	0	vs. Denver 12/11/88
	John L. Williams	17	109	0	vs. Denver 11/24/91
32.	David Sims	14	106	2	vs. Baltimore 11/12/78
	Curt Warner	16	106	1	at Washington 9/28/86
34.	Curt Warner	24	105	0	vs. New England 11/17/85
	John L. Williams	17	105	0	vs. L.A. Raiders 11/28/88
36.	David Sims	22	104	1	at Green Bay 10/15/78
	Theotis Brown	14	104	0	at N.Y. Jets 10/25/81
38.	John L. Williams	13	102	1	vs. Houston 11/13/88
	Curt Warner	21	102	1	at L.A. Raiders 10/1/89
40.	Curt Warner	23	101	1	at L.A. Raiders 10/30/83

**100 Yards:** Warner 23, Williams 5, Sims 3, Fenner 2, Smith 2, Brown 1, Doornink 1, Hunter 1, Jodat 1, Lane 1.

## PASSING

	Att.	Comp.	Yds.	TD	Opponent	
1.	Dave Krieg	42	31	418	3	at Denver 11/20/83
2.	Dave Krieg	32	19	410	4	at L.A. Raiders 12/18/88
3.	Dave Krieg	44	30	406	3	at Denver 11/25/84
4.	Dave Krieg	51	33	405	4	vs. Atlanta 10/13/85
5.	Jim Zorn	33	24	384	4	vs. New Orleans 11/18/79
6.	Dave Krieg	39	29	379	2	at San Diego 11/10/91
7.	Kelly Stouffer	46	27	370	1	vs. New Orleans 10/16/88
8.	Jeff Kemp	27	20	344	4	at Detroit 10/18/87
9.	Dave Krieg	50	30	334	2	vs. Denver 12/15/84
10.	Jim Zorn	32	21	329	2	vs. San Diego 9/3/78
11.	Jim Zorn	43	24	327	1	at Oakland 9/20/81
12.	Bruce Mathison	42	20	326	2	vs. Miami 10/4/87
13.	Jeff Kemp	50	21	322	0	at Denver 9/15/91
14.	Jim Zorn	41	22	318	1	at Denver 11/21/82
15.	Jim Zorn	35	23	314	2	at Oakland 12/16/79
16.	Jim Zorn	36	20	312	4	vs. New England 9/21/80
17.	Dave Krieg	49	27	311	1	vs. San Diego 10/29/89
18.	Dave Krieg	35	22	310	2	at Green Bay 10/21/84
19.	Jim Zorn	32	17	308	1	at Green Bay 10/15/78
	Jim Zorn	39	22	308	2	vs. Denver 12/8/79
	Jim Zorn	47	31	308	1	vs. Kansas City 9/27/81
22.	Dave Krieg	32	22	307	5	at San Diego 9/15/85
23.	Dave Krieg	23	16	306	2	at Kansas City 11/11/90
24.	Dave Krieg	21	15	305	4	at San Diego 12/14/86

**300 Yards:** Krieg 11, Zorn 9, Kemp 2, Mathison 1, Stouffer 1.

## RECEIVING

	No.	Yds.	TD	Opponent	
1.	Steve Largent	15	261	3	at Detroit 10/18/87
2.	Steve Largent	12	191	1	at Denver 11/25/84
3.	John L. Williams	7	180	1	at L.A. Raiders 12/18/88
4.	Sam McCullum	8	173	1	at Oakland 12/16/79
5.	Steve Largent	7	169	1	vs. N.Y. Jets 12/6/81
6.	Tommy Kane	10	162	0	at Miami 12/16/90
7.	Brian Blades	12	160	2	at New Orleans 9/1/91
8.	Steve Largent	8	155	3	at St. Louis 11/13/83
9.	Steve Largent	9	146	2	vs. New Orleans 11/18/79
	Brian Blades	9	146	1	vs. Phoenix 9/17/89
11.	Brian Blades	8	145	1	vs. New Orleans 10/16/88
12.	Steve Largent	4	142	1	at Oakland 10/26/80
13.	Charle Young	7	140	0	at San Diego 10/9/83
14.	Steve Largent	5	139	2	vs. L.A. Raiders 9/16/79
	Steve Largent	8	139	1	vs. N.Y. Giants 12/7/80

16.	Steve Largent	8	138	0	vs. New England	11/17/85
17.	Jimmy Teal	9	137	0	vs. Miami	10/4/87
18.	Steve Largent	6	135	2	vs. Houston	10/21/79
19.	Steve Largent	4	134	2	vs. Buffalo	10/30/77
20.	Steve Largent	7	133	1	vs. New England	12/18/83
21.	Brian Blades	8	131	0	at San Diego	11/10/91
22.	Steve Largent	8	130	2	vs. Washington	9/25/83
	Steve Largent	8	130	1	at Minnesota	9/30/84
24.	Steve Largent	7	129	1	at Green Bay	10/21/84
	John L. Williams	12	129	1	vs. L.A. Raiders	12/17/89
26.	Steve Largent	7	128	1	vs. San Francisco	9/26/76
	Ray Butler	3	128	2	at New England	9/21/86
28.	Steve Largent	6	127	1	vs. San Diego	9/3/78
	Steve Largent	6	127	1	at Green Bay	10/15/78
	Steve Largent	6	127	0	at Atlanta	10/29/79
	Steve Largent	6	127	2	vs. New England	9/21/80
32.	Steve Largent	6	126	2	at Chicago	11/5/78
33.	Brian Blades	4	123	2	at L.A. Raiders	12/11/88
34.	Sam McCullum	6	122	1	at Oakland	9/20/81
	Brian Blades	8	122	0	at Denver	11/26/89
	Tommy Kane	6	122	0	at Denver	9/15/91
37.	Daryl Turner	7	121	4	at San Diego	9/15/85
38.	Steve Largent	9	120	2	at Kansas City	12/2/79
39.	Steve Largent	5	118	1	vs. San Diego	10/4/81
	Paul Johns	6	118	1	vs. Pittsburgh	10/23/83
	Byron Franklin	5	118	1	vs. San Diego	10/6/86
42.	John L. Williams	8	117	1	at Chicago	12/20/87
	Brian Blades	10	117	1	vs. San Diego	10/29/89
44.	Steve Largent	4	116	2	vs. San Diego	11/27/77
	Steve Largent	8	116	2	vs. San Diego	9/18/83
	Paul Johns	9	116	0	at Denver	11/20/83
47.	Steve Largent	8	114	1	at Cincinnati	9/6/81
48.	Duke Fergerson	4	113	1	vs. Buffalo	10/30/77
	Brian Blades	7	113	1	at L.A. Raiders	10/1/89
50.	Sam McCullum	4	112	2	vs. St. Louis	9/12/76
	Steve Raible	3	112	1	at Minnesota	11/14/76
52.	Steve Largent	8	111	0	vs. Chicago	12/12/82
53.	Steve Largent	6	110	0	at Denver	9/23/79
	Steve Largent	5	110	0	at New Orleans	11/10/85
	John L. Williams	9	110	0	at San Diego	11/25/90
56.	Steve Largent	5	109	0	vs. Pittsburgh	11/28/82
57.	Steve Largent	8	108	1	vs. Cleveland	12/3/78
	Steve Largent	7	108	1	vs. N.Y. Jets	11/2/86
59.	Sam McCullum	5	107	0	at N.Y. Jets	10/19/80
	Ray Butler	6	107	2	vs. Denver	12/13/87
	Brian Blades	6	107	1	at Cincinnati	12/10/89
	Brian Blades	5	107	1	at Denver	9/15/91
63.	Steve Largent	5	106	2	vs. Buffalo	10/14/84
64.	David Sims	4	105	1	at Cincinnati	9/25/77
	Paul Johns	8	105	0	at New England	9/16/84
66.	Steve Largent	8	104	2	vs. Detroit	12/2/84
67.	David Hughes	12	103	0	vs. Kansas City	9/27/81
	Paul Johns	5	103	0	at Denver	11/21/82
	Steve Largent	8	103	1	vs. Atlanta	10/13/85
70.	Tommy Kane	6	102	0	at Pittsburgh	10/20/91
	Sam McCullum	5	102	0	vs. Denver	12/8/79
	Steve Largent	7	102	0	at Cincinnati	11/16/86
73.	Steve Largent	6	101	1	vs. New Orleans	11/21/76
	Steve Largent	6	101	1	vs. Philadelphia	11/02/80
	Steve Largent	7	101	1	vs. Kansas City	12/01/85
76.	Steve Largent	6	101	0	vs. Denver	12/20/86

---

**100 Yards:** Largent 40, Blades 10, McCullum 5, Johns 4, Williams 4, Kane 3, Butler 2, Fergerson 1, Franklin 1, Hughes 1, Raible 1, Sims 1, Teal 1, Turner 1, C. Young 1

---

## SACKS

	No.	Loss	Opponent
1.	Jacob Green	4.0	29 vs. N.Y. Giants 10/19/86
2.	Jacob Green	3.5	25 vs. L.A. Raiders 10/16/83
3.	Bill Gregory	3.0	10 vs. Denver 10/29/78
4.	Jacob Green	3.0	29 vs. New England 12/10/83
5.	Jacob Green	3.0	24 vs. Cleveland 9/3/84
6.	Jeff Bryant	3.0	19 vs. Detroit 12/2/84
7.	Jacob Green	3.0	15 vs. Cleveland 12/8/85
8.	Jacob Green	3.0	12 vs. Philadelphia 11/23/86
9.	Fredd Young	3.0	17 vs. Philadelphia 11/23/86
10.	Jacob Green	3.0	28 vs. Kansas City 9/11/88
11.	Rufus Porter	3.0	20 vs. San Diego 10/15/89
12.	Jacob Green	3.0	14 vs. Detroit 12/30/90
13.	Rufus Porter	3.0	16 vs. Denver 11/24/91

**3.0 or More:** Green 8, Porter 2, Bryant 1, Gregory 1, Young 1

## TOP OPPONENT PERFORMANCES

### RUSHING

	Att.	Yds.	TD
1. Bo Jackson (L.A. Raiders 11/30/87)	18	221	2
2. Earl Campbell (Houston 10/11/81)	39	186	2
3. Walter Payton (Chicago 12/5/76)	27	183	0
4. Marcus Allen (L.A. Raiders 12/5/82)	24	156	2
Christian Okoye (Kansas City 10/8/89)	30	156	1
6. Chuck Muncie (San Diego 11/16/81)	20	151	2
Freeman McNeil (N.Y. Jets 10/27/85)	22	151	0
8. Eric Dickerson (L.A. Rams 9/23/85)	31	150	3
9. Ted McKnight (Kansas City 9/30/79)	12	147	2
10. Mike Thomas (Washington 9/19/76)	27	143	1

### PASSING

	Att.	Cmp.	Yds.	TD	Int.
1. Dan Fouts (San Diego 9/15/85)	43	29	440	4	1
2. John Elway (Denver 12/20/85)	42	24	432	1	0
3. Ken O'Brien (N.Y. Jets 11/2/86)	32	26	431	4	0
4. Tony Eason (New England 9/21/86)	45	26	414	3	0
5. Lynn Dickey (Green Bay 10/21/84)	38	24	364	3	3
6. Jay Schroeder (L.A. Raiders 12/18/88)	49	22	354	3	1
7. Jeff Rutledge (N.Y. Giants 12/11/83)	52	29	349	0	2
8. John Elway (Denver 10/22/89)	35	18	344	2	0
9. Mark Herrmann (San Diego 10/6/85)	35	26	344	3	3
10. Ken Stabler (Oakland 9/16/79)	37	25	343	1	2

### RECEIVING YARDS

	No.	Yds.	TD
1. Wes Chandler (San Diego 9/15/85)	13	243	1
2. Al Toon (N.Y. Jets 11/2/86)	9	195	2
3. Marcus Allen (L.A. Raiders 10/7/84)	4	173	1
4. Morris Owens (Tampa Bay 10/16/77)	9	166	1
Henry Marshall (Kansas City 12/9/84)	8	166	1
Roy Green (Phoenix 9/17/89)	8	166	3
7. Jerry Rice (San Francisco 9/25/88)	6	163	3
8. James Lofton (Green Bay 10/21/84)	5	162	2
9. Stanley Morgan (New England 9/21/86)	7	161	3
Wesley Walker (N.Y. Jets 11/2/86)	6	161	1

# SERIES BREAKDOWN

(Regular Season Games Only)  
(\*Overtime)

## AFC WEST (52-58)

### DENVER (12-17)

10/2/77	— L	13-24	53,108
10/7/78	— L @	7-28	74,989
10/29/78	— *L	17-20	62,948
9/23/79	— L @	34-37	74,879
12/8/79	— W	28-23	60,038
11/23/80	— L @	20-36	73,274
12/21/80	— L	17-25	51,853
9/13/81	— W	13-10	58,513
12/13/81	— L @	13-23	74,527
11/21/82	— W @	17-10	73,916
1/2/83	— W	13-11	43,145
11/6/83	— W	27-19	61,189
11/20/83	— L @	27-38	74,710
11/25/84	— W @	27-24	74,922
12/15/84	— L	14-31	64,411
10/20/85	— *L @	10-13	74,899
12/20/85	— L	24-27	56,283
10/26/86	— L @	13-20	76,089
12/20/86	— W	41-16	63,697
9/13/87	— L @	17-40	75,999
12/13/87	— W	28-21	61,759
9/4/88	— W @	21-14	75,986
12/11/88	— W	42-14	62,839
10/22/89	— *L	21-24	62,353
11/26/89	— L @	14-41	75,117
9/23/90	— *L @	31-34	75,290
12/23/90	— W	17-12	55,845
9/15/91	— L @	10-16	74,152
11/24/91	— W	13-10	60,430

### KANSAS CITY (12-15)

12/11/77	— W @	34-31	22,562
11/19/78	— W @	13-10	32,252
12/17/78	— W	23-19	58,490
9/30/79	— L	6-24	61,169
12/2/79	— L @	21-37	42,160
9/14/80	— W @	17-16	42,403
11/9/80	— L	30-31	58,976
9/27/81	— L	14-20	59,255
11/22/81	— L @	13-40	49,002
9/4/83	— L @	13-17	42,531
11/27/83	— *W	51-48	56,795
11/4/84	— W	45-0	61,396
12/9/84	— L @	7-34	34,855
9/29/85	— L @	7-28	50,485
12/1/85	— W	26-6	52,655
9/14/86	— W	23-17	61,068
11/9/86	— L @	7-27	53,268
9/20/87	— W	43-14	61,667
12/27/87	— L @	20-41	20,370
9/11/88	— W	31-10	61,512
11/20/88	— L @	24-27	33,152
10/8/89	— L	16-20	60,715
11/5/89	— L @	10-20	54,489
10/21/90	— W	19-7	60,358
11/11/90	— W @	17-16	71,285
9/22/91	— L @	13-20	71,789
12/1/91	— L	6-19	57,248

### SAN DIEGO (14-12)

11/27/77	— L	28-30	55,338
9/3/78	— L	20-24	55,778
12/10/78	— L @	10-37	49,975
9/2/79	— L	16-33	62,287
10/14/79	— L @	10-20	50,077
9/7/80	— L	13-34	62,042
12/13/80	— L @	14-21	49,980
10/4/81	— L @	10-24	51,463
11/16/81	— W	44-23	58,628
9/18/83	— W	34-31	61,714
10/9/83	— L @	21-28	49,132
9/9/84	— W	31-17	61,314
10/29/84	— W @	24-0	53,974
9/15/85	— W @	49-35	54,420
10/6/85	— W	26-21	61,300
10/6/86	— W	33-7	63,207
12/14/86	— W @	34-24	47,096
11/22/87	— W	34-3	62,444
9/18/88	— L @	6-17	44,449
10/30/88	— W	17-14	59,641
10/15/89	— W @	17-16	50,079
10/29/89	— W	10-7	59,961
11/4/90	— L	14-31	59,646
11/25/90	— *W @	13-10	50,097
10/27/91	— W	20-9	58,025
11/10/91	— L @	14-17	43,597

### L.A. RAIDERS (14-14)

11/6/77	— L @	7-44	50,929
10/22/78	— W	27-7	62,529
11/26/78	— W @	17-16	52,978
9/16/79	— W	27-10	61,602
12/16/79	— W @	29-24	53,177
10/26/80	— L @	14-33	50,185
11/17/80	— L	17-19	60,480
9/20/81	— L @	10-20	45,725
11/29/81	— L	31-32	57,147
12/5/82	— L @	23-28	42,170
10/16/83	— W	38-36	60,697
10/30/83	— W @	34-21	49,708
10/7/84	— L @	14-28	77,904
11/12/84	— W	17-14	64,011
11/3/85	— W	33-3	64,060
12/15/85	— L @	3-13	77,425
10/12/86	— L @	10-14	70,635
12/8/86	— W	37-0	62,923
10/25/87	— W @	35-13	52,735
11/30/87	— L	14-37	62,802
11/28/88	— W	35-27	62,641
12/18/88	— W @	43-37	61,127
10/1/89	— W @	24-20	44,319
12/17/89	— W	23-17	61,076
9/16/90	— L	13-17	61,889
10/14/90	— L @	17-24	50,624
10/13/91	— *L	20-23	61,974
11/17/91	— L @	7-31	49,317

Franchise transferred from Oakland in 1982.

## AFC CENTRAL (21-15)

### CINCINNATI (5-5)

9/25/77	— L @	20-42	45,579
9/6/81	— L @	21-27	41,177
12/26/82	— L @	10-24	55,330
11/18/84	— W @	26-6	50,280
9/8/85	— W @	28-24	51,625
11/16/86	— L @	7-34	54,410
10/11/87	— L	10-17	31,739
12/10/89	— W @	24-17	54,744
10/1/90	— W	31-16	60,135
10/6/91	— W @	13-7	60,010

### CLEVELAND (8-3)

12/18/77	— W	20-19	61,583
12/3/78	— W	47-24	62,262
11/11/79	— W @	29-24	72,440
10/12/80	— L	3-27	61,366
12/20/81	— W	42-21	51,435
9/12/82	— L	7-21	55,907
10/2/83	— W @	24-9	75,446
9/3/84	— W	33-0	59,540
12/8/85	— W	31-13	58,477
10/9/88	— W @	16-10	78,605
11/12/89	— L	7-17	58,978

### HOUSTON (4-3)

11/20/77	— L	10-22	61,519
10/21/79	— W	34-14	60,705
10/5/80	— W @	26-7	46,860
10/11/81	— L @	17-35	42,671
9/19/82	— L @	21-23	43,117
11/13/88	— W	27-24	60,446
12/2/90	— *W	13-10	57,592

### PITTSBURGH (4-4)

12/4/77	— L @	20-30	45,429
9/10/78	— L @	10-21	48,277
11/8/81	— W	24-21	59,058
11/28/82	— W	16-0	55,553
10/23/83	— L	21-27	61,615
9/7/86	— W	30-0	61,146
12/6/87	— L @	9-13	48,881
10/20/91	— W @	27-7	54,678

## AFC EAST (17-15)

### BUFFALO (3-1)

10/30/77	— W	56-17	61,180
10/14/84	— W	31-28	59,034
11/6/88	— L	3-13	61,074
12/4/89	— W	17-16	57,682

### INDIANAPOLIS (1-2)

9/18/77	— L	14-29	58,991
11/12/78	— L	14-17	61,905
9/29/91	— W	31-3	56,656

Franchise transferred from Baltimore in 1984.

### MIAMI (1-3)

10/23/77	— L @	13-31	29,855
9/9/79	— L @	10-19	56,233
10/4/87	— W	24-20	19,448
12/16/90	— L @	17-24	57,851

Moved from the Orange Bowl into Joe Robbie Stadium in 1987.

### NEW ENGLAND (4-6)

10/9/77	— L @	0-31	45,929
9/21/80	— L	31-37	61,035
12/19/82	— L	0-16	53,457
12/18/83	— W	24-6	59,688
9/16/84	— L @	23-38	43,140
11/17/85	— L	13-20	60,345
9/21/86	— W @	38-31	58,977
12/4/88	— L @	7-13	59,068
9/24/89	— W @	24-3	48,025
10/7/90	— W @	33-20	39,735

### N.Y. JETS (8-3)

11/13/77	— W @	17-0	43,973
9/17/78	— W @	24-17	46,911
11/26/79	— W	30-7	59,977
10/19/80	— W @	27-17	52,496
10/25/81	— W @	19-3	49,678
12/6/81	— W	27-23	53,105
9/11/83	— W @	17-10	50,066
10/27/85	— L @	14-17	69,320
11/28/86	— L	7-38	62,497
11/9/87	— L @	14-30	60,452
9/8/91	— W	20-13	56,770

## NFC WEST (8-12)

### ATLANTA (4-1)

11/7/76	— W	30-13	57,985
10/29/79	— W @	31-28	52,566
10/13/85	— W	30-26	60,430
10/2/88	— W @	31-20	28,619
12/15/91	— L @	13-26	53,834

### L.A. RAMS (1-4)

10/31/76	— L @	6-45	52,035
11/4/79	— L	0-24	62,048
9/23/85	— L	24-35	63,292
10/23/88	— L @	10-31	57,033
12/13/91	— W	23-9	51,100

Moved from L.A. Coliseum to Anaheim Stadium in 1980.

### NEW ORLEANS (2-3)

11/21/76	— L	27-51	61,865
11/18/79	— W	38-24	60,055
11/10/85	— W @	27-3	47,365
10/16/88	— L	19-20	63,569
9/1/91	— L @	24-27	68,492

### SAN FRANCISCO (1-4)

9/26/76	— L	21-37	59,108
10/7/79	— W @	35-24	44,592
11/25/85	— L @	6-19	57,482
9/25/88	— L	7-38	63,382
12/8/91	— L	22-24	56,711

## NFC CENTRAL (16-8)

### CHICAGO (4-2)

12/5/76	— L	7-34	60,510
11/5/78	— W @	31-29	50,697
12/12/82	— W	20-14	52,826
9/23/84	— W	38-9	61,520
12/20/87	— W @	34-21	62,518
9/9/90	— L @	0-17	64,400

### MINNESOTA (3-2)

11/14/76	— L @	21-27	45,087
10/8/78	— W	29-28	62,031
9/30/84	— W @	20-12	57,171
11/1/87	— W	28-17	61,134
11/18/90	— L	21-24	59,735

Moved into the Metrodome in 1982.

### DETROIT (4-1)

10/24/76	— L	14-41	61,280
9/24/78	— W	28-16	56,781
12/2/84	— W	38-17	62,441
10/18/87	— W @	37-14	8,310
12/30/90	— W	30-10	50,681

### GREEN BAY (3-3)

10/10/76	— L @	20-27	54,983
10/15/78	— L @	28-45	52,712
11/1/81	— L @	24-34	49,467
10/21/84	— W @	30-24	52,286
11/15/87	— W	24-13	60,963
12/9/90	— W @	20-14	52,015

1981 at Green Bay. All others in Milwaukee.

### TAMPA BAY (2-0)

10/17/76	— W @	13-10	43,812
10/16/77	— W	30-23	54,783

## NFC EAST (5-17)

### DALLAS (1-3)

10/3/76	— L	13-28	62,027
11/27/80	— L @	7-51	57,540
12/4/83	— L	10-35	63,352
11/27/86	— W @	31-14	58,020

### PHOENIX (0-3)

9/12/76	— L	24-30	58,441
11/13/83	— L @	28-33	33,280
9/17/89	— L	24-34	60,444

Franchise transferred from St. Louis in 1988.

### N.Y. GIANTS (2-4)

11/28/76	— L @	16-28	65,111
12/7/80	— L	21-27	51,617
10/18/81	— L	0-32	56,134
12/11/83	— W @	17-12	48,942
10/19/86	— W	17-12	62,282
11/19/89	— L @	3-15	75,014

### WASHINGTON (1-4)

9/19/76	— L @	7-31	53,174
9/28/80	— W @	14-0	53,263
9/25/83	— L	17-27	60,718
9/28/86	— L @	14-19	54,157
12/23/89	— L	0-29	60,294

### PHILADELPHIA (1-3)

12/12/76	— L @	10-27	37,949
11/2/80	— L	20-27	61,047
11/23/86	— W	24-20	55,786
9/10/89	— L @	7-31	64,287

## SERIES HISTORY


	Reg. Sea.	Post-sea.	Pre-sea.		Reg. Sea.	Post-sea.	Pre-sea.
Atlanta	4-1	0-0	1-0	Miami	1-3	1-1	0-1
Buffalo	3-1	0-0	2-0	Minnesota	3-2	0-0	3-2
Chicago	4-2	0-0	1-1	New England	4-6	0-0	1-1
Cincinnati	5-5	0-1	0-0	New Orleans	2-3	0-0	0-0
Cleveland	8-3	0-0	0-0	N.Y. Giants	2-4	0-0	0-0
Dallas	1-3	0-0	2-0	N.Y. Jets	8-3	0-0	0-0
Denver	12-17	1-0	0-4	Philadelphia	1-3	0-0	0-0
Detroit	4-1	0-0	5-2	*Phoenix	0-3	0-0	5-3
Green Bay	3-3	0-0	1-0	Pittsburgh	4-4	0-0	0-0
Houston	4-3	0-1	0-0	San Diego	14-12	0-0	2-1
# Indianapolis	1-2	0-0	4-1	San Francisco	1-4	0-0	8-9
Kansas City	12-15	0-0	0-0	Tampa Bay	2-0	0-0	2-0
@ L.A. Raiders	14-14	1-1	1-1	Washington	1-4	0-0	0-0
L.A. Rams	1-4	0-0	1-5	<b>TOTALS</b>	<b>119-125</b>	<b>3-4</b>	<b>39-31</b>

# Includes 2 games with Baltimore.

@ Includes 5 games with Oakland.

\* Includes 2 games with St. Louis.





**ALL-TIME SCORES**

## COACHING RECORDS

	Regular Season			Postseason			
Jack Patera (1976-82) .....	35	59	0	.372	—	—	—
*Mike McCormack (1982) .....	4	3	0	.571	—	—	—
Chuck Knox (1983-91) .....	80	63	0	.559	3	4	.429

\*Replaced Patera after two games of the 1982 season.

### 1976

#### Preseason (1-5)

Sun. 8/1	L	20-27	San Francisco	60,825
Sat. 8/7	L	16-27	Chicago at Spokane	14,484
Sat. 8/14	L	13-16	L.A. Rams	62,532
Sat. 8/21	L	7-52	at Denver	22,887
Sun. 8/29	W	17-16	San Diego	59,092
Sat. 9/4	L	28-45	at Oakland	51,487

#### Regular Season (2-12)

(5th NFC West)

Sun. 9/12	L	24-30	St. Louis	58,441
Sun. 9/19	L	7-31	at Washington	53,174
Sun. 9/26	L	21-37	San Francisco	59,108
Sun. 10/3	L	13-28	Dallas	62,027
Sun. 10/10	L	20-27	Green Bay at Milwaukee	54,983
Sun. 10/17	W	13-10	at Tampa Bay	43,812
Sun. 10/24	L	14-41	Detroit	61,280
Sun. 10/31	L	6-45	at L.A. Rams	52,035
Sun. 11/7	W	30-13	Atlanta	57,985
Sun. 11/14	L	21-27	at Minnesota	45,087
Sun. 11/21	L	27-51	New Orleans	61,865
Sun. 11/28	L	16-28	at N.Y. Giants	65,111
Sun. 12/5	L	7-34	Chicago	60,510
Sun. 12/12	L	10-27	at Philadelphia	37,949

### 1977

#### Preseason (3-3)

Sun. 8/7	W	34-24	at San Francisco	38,024
Sat. 8/13	W	23-17 (ot)	Dallas	58,789
Thur. 8/18	W	12-10	Oakland	62,187
Sat. 8/27	L	14-16	Detroit	56,345
Fri. 9/2	L	10-27	Denver	54,916
Sun. 9/11	L	20-38	at San Diego	27,505

#### Regular Season (5-9)

(4th AFC West)

Sun. 9/18	L	14-29	Baltimore	58,991
Sun. 9/25	L	20-42	at Cincinnati	45,579
Sun. 10/2	L	13-24	Denver	53,108
Sun. 10/9	L	0-31	at New England	45,929
Sun. 10/16	W	30-23	Tampa Bay	54,783
Sun. 10/23	L	13-31	at Miami	29,855
Sun. 10/30	W	56-17	Buffalo	61,180
Sun. 11/6	L	7-44	Oakland	50,929
Sun. 11/13	W	17-0	at N.Y. Jets	43,973
Sun. 11/20	L	10-22	Houston	61,519
Sun. 11/27	L	28-30	San Diego	55,338
Sun. 12/4	L	20-30	at Pittsburgh	45,429
Sun. 12/11	W	34-31	at Kansas City	22,562
Sun. 12/18	W	20-19	Cleveland	61,583



## 1978

### Preseason (3-1)

Fri.	8/4	W	17-9	San Diego	58,853
Sat.	8/12	W	20-6	at San Francisco	36,069
Thur.	8/17	L	7-26	L.A. Rams	63,235
Thur.	8/24	W	16-7	Chicago	54,844

### Regular Season (9-7)

(T2nd AFC West)

Sun.	9/3	L	20-24	San Diego	55,778
Sun.	9/10	L	10-21	at Pittsburgh	48,277
Sun.	9/17	W	24-17	at N.Y. Jets	46,911
Sun.	9/24	W	28-16	Detroit	58,781
Sun.	10/1	L	7-28	at Denver	74,989
Sun.	10/8	W	29-28	Minnesota	62,031
Sun.	10/15	L	28-45	Green Bay at Milwaukee	52,712
Sun.	10/22	W	27-7	Oakland	62,529
Sun.	10/29	L	17-20 (ot)	Denver	62,948
Sun.	11/5	W	31-29	at Chicago	50,697
Sun.	11/12	L	14-17	Baltimore	61,905
Sun.	11/19	W	13-10	at Kansas City	35,252
Sun.	11/26	W	17-16	at Oakland	52,978
Sun.	12/3	W	47-24	Cleveland	62,262
Sun.	12/10	L	10-37	at San Diego	49,975
Sun.	12/17	W	23-19	Kansas City	58,490

## 1979

### Preseason (3-1)

Thur.	8/2	W	12-9 (ot)	Minnesota	60,881
Sun.	8/12	W	27-17	Dallas	59,960
Sat.	8/18	L	17-21	at L.A. Rams	46,083
Fri.	8/24	W	55-20	San Francisco	59,941

### Regular Season (9-7)

(T3rd AFC West)

Sun.	9/2	L	16-33	San Diego	62,287
Sun.	9/9	L	10-19	at Miami	56,233
Sun.	9/16	W	27-10	Oakland	61,602
Sun.	9/23	L	34-37	at Denver	74,879
Sun.	9/30	L	6-24	Kansas City	61,169
Sun.	10/7	W	35-24	at San Francisco	44,592
Sun.	10/14	L	10-20	at San Diego	50,077
Sun.	10/21	W	34-14	Houston	60,705
Mon.	10/29	W	31-28	at Atlanta	52,566
Sun.	11/4	L	0-24	L.A. Rams	62,048
Sun.	11/11	W	29-24	at Cleveland	72,440
Sun.	11/18	W	38-24	New Orleans	60,055
Mon.	11/26	W	30-7	N.Y. Jets	59,977
Sun.	12/2	L	21-37	at Kansas City	42,160
Sat.	12/8	W	28-23	Denver	60,038
Sun.	12/16	W	29-24	at Oakland	53,177

## 1980

### Preseason (3-1)

Thur.	8/7	W	14-10	Atlanta	59,555
Mon.	8/18	L	7-24	Miami	59,550
Sat.	8/23	W	10-7	at San Francisco	41,841
Fri.	8/29	W	30-23	New England	56,947

### Regular Season (4-12)

(5th AFC West)

Sun.	9/7	L	13-34	San Diego	62,042
Sun.	9/14	W	17-16	at Kansas City	42,403
Sun.	9/21	L	31-37	New England	61,035
Sun.	9/28	W	14-0	at Washington	53,263
Sun.	10/5	W	26-7	at Houston	46,860
Sun.	10/12	L	3-27	Cleveland	61,366
Sun.	10/19	W	27-17	at N.Y. Jets	52,496
Sun.	10/26	L	14-33	at Oakland	50,185
Sun.	11/2	L	20-27	Philadelphia	61,047
Sun.	11/9	L	30-31	Kansas City	58,976
Mon.	11/17	L	17-19	Oakland	60,480
Sun.	11/23	L	20-36	at Denver	73,274
Thur.	11/27	L	7-51	at Dallas	57,540
Sun.	12/7	L	21-27	N.Y. Giants	51,617
Sat.	12/13	L	14-21	at San Diego	49,980
Sun.	12/21	L	17-25	Denver	51,853

## 1981

### Preseason (1-3)

Wed.	8/5	L	24-27 (ot)	San Francisco	56,958
Fri.	8/14	L	21-30	St. Louis	55,520
Sat.	8/22	L	17-24	at San Francisco	37,563
Fri.	8/28	W	31-17	Baltimore	55,794

### Regular Season (6-10)

(5th AFC West)

Sun.	9/6	L	21-27	at Cincinnati	41,177
Sun.	9/13	W	13-10	Denver	58,513
Sun.	9/20	L	10-20	at Oakland	45,725
Sun.	9/27	L	14-20	Kansas City	59,255
Sun.	10/4	L	10-24	at San Diego	51,463
Sun.	10/11	L	17-35	at Houston	42,671
Sun.	10/18	L	0-32	N.Y. Giants	56,134
Sun.	10/25	W	19-3	at N.Y. Jets	49,678
Sun.	11/1	L	24-34	at Green Bay	49,467
Sun.	11/8	W	24-21	Pittsburgh	59,058
Mon.	11/16	W	44-23	San Diego	58,628
Sun.	11/22	L	13-40	at Kansas City	49,002
Sun.	11/29	L	31-32	Oakland	57,147
Sun.	12/6	W	27-23	N.Y. Jets	53,105
Sun.	12/13	L	13-23	at Denver	74,527
Sun.	12/20	W	42-21	Cleveland	51,435

## OVERTIME

The Seahawks possess a 3-5 record in regular season overtime games. Seattle defeated the Kansas City Chiefs, 51-48, in the Kingdome in 1983. Seattle also defeated the San Diego Chargers, 13-10, in San Diego, and the Houston Oilers, 13-10, in the Kingdome in 1990. The Seahawks have lost to the Denver Broncos four times, 20-17, in Seattle in 1978, 13-10, in Denver in 1985, 24-21, in Seattle in 1989, and 34-31, in Denver in 1990, and to the Los Angeles Raiders, 23-20, in the Kingdome in 1991. In postseason play, Seattle is 0-1 having lost 23-20 to the Houston Oilers in the Astrodome in the AFC First-Round Playoff Game after the 1987 season.

**1982****Preseason (1-3)**

Fri.	8/13	W	14-0	St. Louis	55,575
Sat.	8/21	L	3-7	at Minnesota	57,880
Sat.	8/28	L	13-23	at L.A. Rams	54,537
Fri.	9/3	L	13-17	San Francisco	57,839

**Regular Season (4-5)**

(T8th AFC)

Sun.	9/12	L	7-21	Cleveland	55,907
Sun.	9/19	L	21-23	at Houston	43,117
Sun.	11/21	W	17-10	at Denver	73,916
Sun.	11/28	W	16-0	Pittsburgh	55,553
Sun.	12/5	L	23-28	at L.A. Raiders	42,170
Sun.	12/12	W	20-14	Chicago	52,826
Sun.	12/19	L	0-16	New England	53,457
Sun.	12/26	L	10-24	at Cincinnati	55,330
Sun.	1/2	W	13-11	Denver	43,145

**1983****Preseason (2-2)**

Fri.	8/5	L	7-10	at Denver	53,887
Fri.	8/12	W	38-21	Green Bay	54,443
Fri.	8/19	L	17-19	Minnesota	54,402
Sat.	8/27	W	20-6	at San Francisco	47,074

**Regular Season (9-7)**

(T2nd AFC West)

Sun.	9/4	L	13-17	at Kansas City	42,531
Sun.	9/11	W	17-10	at N.Y. Jets	50,066
Sun.	9/18	W	34-31	San Diego	61,714
Sun.	9/25	L	17-27	Washington	60,718
Sun.	10/2	W	24-9	at Cleveland	75,446
Sun.	10/9	L	21-28	at San Diego	49,132
Sun.	10/16	W	38-36	L.A. Raiders	60,697
Sun.	10/23	L	21-27	Pittsburgh	61,615
Sun.	10/30	W	34-21	at L.A. Raiders	49,708
Sun.	11/6	W	27-19	Denver	61,189
Sun.	11/13	L	28-33	at St. Louis	33,280
Sun.	11/20	L	27-38	at Denver	74,710
Sun.	11/27	W	51-48 (ot)	Kansas City	56,795
Sun.	12/4	L	10-35	Dallas	63,352
Sun.	12/11	W	17-12	at N.Y. Giants	48,942
Sun.	12/18	W	24-6	New England	59,688

**Postseason (2-1)**

Sat.	12/24	W	31-7	Denver (AFC First-Round)	60,753
Sat.	12/31	W	27-20	at Miami (AFC Divisional Playoff)	71,032
Sun.	1/8	L	14-30	at L.A. Raiders (AFC Championship)	88,734

**1984****Preseason (4-1)**

Sat.	7/28	W	38-0	Tampa Bay at Canton (AFC-NFC Hall of Fame Game)	22,250
Sat.	8/4	W	7-3	Buffalo	53,360
Sat.	8/11	W	28-24	at Detroit	41,414
Fri.	8/17	W	17-7	St. Louis	53,772
Fri.	8/24	L	7-17	at San Francisco	49,219

**Regular Season (12-4)**

(2nd AFC West)

Mon.	9/3	W	33-0	Cleveland	59,540
Sun.	9/9	W	31-17	San Diego	61,314
Sun.	9/16	L	23-38	at New England	43,140
Sun.	9/23	W	38-9	Chicago	61,520
Sun.	9/30	W	20-12	at Minnesota	57,171
Sun.	10/7	L	14-28	at L.A. Raiders	77,904
Sun.	10/14	W	31-28	Buffalo	59,034
Sun.	10/21	W	28-24	Green Bay at Milwaukee	52,286
Mon.	10/29	W	24-0	at San Diego	53,974
Sun.	11/4	W	45-0	Kansas City	61,396
Mon.	11/12	W	17-14	L.A. Raiders	64,001
Sun.	11/18	W	26-6	at Cincinnati	50,280
Sun.	11/25	W	27-24	at Denver	74,922
Sun.	12/2	W	38-17	Detroit	62,441
Sun.	12/9	L	7-34	at Kansas City	34,855
Sat.	12/15	L	14-31	Denver	64,411

**Postseason (1-1)**

Sat.	12/22	W	13-7	L.A. Raiders (AFC First-Round)	62,049
Sat.	12/29	L	10-31	at Miami (AFC Divisional Playoff)	73,469

**1985****Preseason (2-2)**

Sat.	8/10	L	7-19	at Indianapolis	60,014
Fri.	8/16	W	28-3	Detroit	57,751
Sat.	8/24	W	27-10	at Minnesota	56,562
Fri.	8/30	L	21-23	San Francisco	60,403

**Regular Season (8-8)**

(T3rd AFC West)

Sun.	9/8	W	28-24	at Cincinnati	51,625
Sun.	9/15	W	49-35	at San Diego	54,420
Mon.	9/23	L	24-35	L.A. Rams	63,292
Sun.	9/29	L	7-28	at Kansas City	50,485
Sun.	10/6	W	26-21	San Diego	61,300
Sun.	10/13	W	30-26	Atlanta	60,430
Sun.	10/20	L	10-13 (ot)	at Denver	74,899
Sun.	10/27	L	14-17	at N.Y. Jets	69,320
Sun.	11/3	W	33-3	L.A. Raiders	64,060
Sun.	11/10	W	27-3	at New Orleans	47,365
Sun.	11/17	L	13-20	New England	60,345
Mon.	11/25	L	6-19	at San Francisco	57,482
Sun.	12/1	W	24-6	Kansas City	52,655
Sun.	12/8	W	31-13	Cleveland	58,477
Sun.	12/15	L	3-13	at L.A. Raiders	77,425
Fri.	12/20	L	24-27	Denver	56,283



**1986****Preseason (2-2)**

Fri.	8/8	W	21-14	Indianapolis	55,443
Fri.	8/15	L	27-30 (ot)	at Detroit	37,875
Fri.	8/22	W	27-17	Minnesota	57,730
Fri.	8/29	L	10-21	at San Francisco	52,419

**Regular Season (10-6)**

(T2nd AFC West)

Sun.	9/7	W	30-0	Pittsburgh	61,461
Sun.	9/14	W	23-17	Kansas City	61,068
Sun.	9/21	W	38-31	at New England	58,977
Sun.	9/28	L	14-19	at Washington	54,157
Mon.	10/6	W	33-7	San Diego	63,207
Sun.	10/12	L	10-14	at L.A. Raiders	70,635
Sun.	10/19	W	17-12	N.Y. Giants	62,282
Sun.	10/26	L	13-20	at Denver	76,089
Sun.	11/2	L	7-38	N.Y. Jets	62,497
Sun.	11/9	L	7-27	at Kansas City	53,268
Sun.	11/16	L	7-34	at Cincinnati	54,410
Sun.	11/23	W	24-20	Philadelphia	55,786
Thur.	11/27	W	31-14	at Dallas	58,020
Mon.	12/8	W	37-0	L.A. Raiders	62,923
Sun.	12/14	W	34-24	at San Diego	47,096
Sat.	12/20	W	41-16	Denver	63,697

**1987****Preseason (2-2)**

Thur.	8/13	L	14-23	at L.A. Rams	57,772
Sat.	8/22	L	21-28	at St. Louis	25,309
Fri.	8/28	W	38-10	Detroit	59,695
Fri.	9/4	W	34-10	San Francisco	59,653

**Regular Season (9-6)**

(2nd AFC West)

Sun.	9/13	L	17-40	at Denver	75,999
Sun.	9/20	W	43-14	Kansas City	61,667
Sun.	10/4	W	24-20	Miami	19,448
Sun.	10/11	L	10-17	Cincinnati	31,739
Sun.	10/18	W	37-14	at Detroit	8,310
Sun.	10/25	W	35-13	at L.A. Raiders	52,735
Sun.	11/1	W	28-17	Minnesota	61,134
Mon.	11/9	L	14-30	at N.Y. Jets	60,452
Sun.	11/15	W	24-13	Green Bay	60,693
Sun.	11/22	W	34-3	San Diego	62,444
Mon.	11/30	L	14-37	L.A. Raiders	62,802
Sun.	12/6	L	9-13	at Pittsburgh	48,881
Sun.	12/13	W	28-21	Denver	61,759
Sun.	12/20	W	34-21	at Chicago	62,518
Sun.	12/27	L	20-41	at Kansas City	20,370

**Postseason (0-1)**

Sun.	1/3	L	20-23 (ot)	at Houston (AFC First-Round)	49,662
------	-----	---	------------	---------------------------------	--------

**1988****Preseason (3-1)**

Thur.	8/4	W	21-14	Phoenix	54,778
Thur.	8/11	W	16-13 (ot)	at Detroit	37,993
Fri.	8/19	W	30-13	Buffalo	57,000
Fri.	8/26	L	21-27	at San Francisco	53,357

**Regular Season (9-7)**  
(AFC West Champions)

Sun.	9/4	W	21-14	at Denver	75,986
Sun.	9/11	W	31-10	Kansas City	61,512
Sun.	9/18	L	6-17	at San Diego	44,449
Sun.	9/25	L	7-38	San Francisco	62,382
Sun.	10/2	W	31-20	at Atlanta	28,619
Sun.	10/9	W	16-10	at Cleveland	78,605
Sun.	10/16	L	19-20	New Orleans	63,569
Sun.	10/23	L	10-31	at L.A. Rams	57,033
Sun.	10/30	W	17-14	San Diego	59,641
Sun.	11/6	L	3-13	Buffalo	61,074
Sun.	11/13	W	27-24	Houston	60,446
Sun.	11/20	L	24-27	at Kansas City	33,152
Mon.	11/28	W	35-27	L.A. Raiders	62,641
Sun.	12/4	L	7-13	at New England	59,068
Sun.	12/11	W	42-14	Denver	62,839
Sun.	12/18	W	43-37	at L.A. Raiders	61,127

**Postseason (0-1)**

Sat.	12/31	L	13-21	at Cincinnati (AFC Divisional Playoff)	58,560
------	-------	---	-------	---	--------

**1989**

**Preseason (3-1)**

Fri.	8/11	W	16-10 (ot)	at Phoenix	37,158
Sat.	8/19	L	12-17	New England at St. Louis	48,746
Fri.	8/25	W	13-7	Detroit	55,829
Fri.	9/1	W	28-17	San Francisco	58,641

**Regular Season (7-9)**

(4th AFC West)

Sun.	9/10	L	7-31	at Philadelphia	64,287
Sun.	9/17	L	24-34	Phoenix	60,444
Sun.	9/24	W	24-3	at New England	48,025
Sun.	10/1	W	24-20	at L.A. Raiders	44,319
Sun.	10/8	L	16-20	Kansas City	60,715
Sun.	10/15	W	17-16	at San Diego	50,079
Sun.	10/22	L	21-24 (ot)	Denver	62,353
Sun.	10/29	W	10-7	San Diego	59,691
Sun.	11/5	L	10-20	at Kansas City	54,489
Sun.	11/12	L	7-17	Cleveland	58,978
Sun.	11/19	L	3-15	at N.Y. Giants	75,014
Sun.	11/26	L	14-41	at Denver	75,117
Mon.	12/4	W	17-16	Buffalo	57,682
Sun.	12/10	W	24-17	at Cincinnati	54,744
Sun.	12/17	W	23-17	L.A. Raiders	61,076
Sat.	12/23	L	0-29	Washington	60,294

**1990**

**Preseason (4-1)**

Sat.	8/4	L	7-10	Denver (American Bowl at Tokyo, Japan)	48,827
Sat.	8/11	W	34-9	at Phoenix	31,316
Fri.	8/17	W	13-10	Indianapolis	52,475
Fri.	8/24	W	10-3	Tampa Bay	52,301
Fri.	8/31	W	30-10	at San Francisco	55,269



**Regular Season (9-7)**

(3rd AFC West)

Sun.	9/9	L	0-17	at Chicago	64,400
Sun.	9/16	L	13-17	L.A. Raiders	61,889
Sun.	9/23	L	31-34 (ot)	at Denver	75,290
Mon.	10/1	W	31-16	Cincinnati	60,135
Sun.	10/7	W	33-20	at New England	39,735
Sun.	10/14	L	17-24	at L.A. Raiders	50,624
Sun.	10/21	W	19-7	Kansas City	60,358
Sun.	10/28			BYE	
Sun.	11/4	L	14-31	San Diego	59,646
Sun.	11/11	W	17-16	at Kansas City	71,285
Sun.	11/18	L	21-24	Minnesota	59,735
Sun.	11/25	W	13-10 (ot)	at San Diego	50,097
Sun.	12/2	W	13-10 (ot)	Houston	57,592
Sun.	12/9	W	20-14	at Green Bay	52,015
Sun.	12/16	L	17-24	at Miami	57,851
Sun.	12/23	W	17-12	Denver	55,845
Sun.	12/30	W	30-10	Detroit	50,681

**1991****Preseason (2-2)**

Sat.	8/3	L	13-31	Phoenix	49,448
Sat.	8/10	W	17-7	at Indianapolis	47,943
Sat.	8/17	W	23-7	at L.A. Rams	47,834
Fri.	8/23	L	16-28	San Francisco	54,111

**Regular Season (7-9)**

(4th AFC West)

Sun.	9/1	L	24-27	at New Orleans	68,492
Sun.	9/8	W	20-13	N.Y. Jets	56,770
Sun.	9/15	L	10-16	at Denver	74,152
Sun.	9/22	L	13-20	at Kansas City	71,789
Sun.	9/29	W	31-3	Indianapolis	56,656
Sun.	10/6	W	13-7	at Cincinnati	60,010
Sun.	10/13	L	20-23 (ot)	L.A. Raiders	61,974
Sun.	10/20	W	27-7	at Pittsburgh	54,678
Sun.	10/27	L	14-31	San Diego	59,646
Sun.	11/3			BYE	
Sun.	11/10	L	14-17	at San Diego	43,597
Sun.	11/17	L	7-31	at L.A. Raiders	49,317
Sun.	11/24	W	13-10	Denver	60,430
Sun.	12/1	L	6-19	Kansas City	57,248
Sun.	12/8	L	22-24	San Francisco	56,711
Sun.	12/15	L	13-26	at Atlanta	53,834
Sun.	12/22	W	23-9	L.A. Rams	51,100

## TOP TEN KINGDOME REGULAR SEASON CROWDS

1.	Denver	64,411	12/15/84
2.	L.A. Raiders	64,060	11/3/85
3.	L.A. Raiders	64,001	11/12/84
4.	Denver	63,697	12/20/86
5.	New Orleans	63,569	10/16/88
6.	Dallas	63,352	12/4/83
7.	L.A. Rams	63,292	9/23/85
8.	San Diego	63,207	10/6/86
9.	Denver	62,948	10/29/78
10.	L.A. Raiders	62,923	12/8/86

# 1992 NFL PRESEASON SCHEDULE

(All times local except London, Tokyo and Berlin are ET)

## August

- 1 Hall of Fame Game at Canton, Ohio  
New York Jets vs.  
Philadelphia (ABC).....3:00 p.m.
- American Bowl '92 at Tokyo  
Houston vs. Dallas (ESPN) ...10:00 p.m.
- Miami vs. Washington  
at Orlando, Fla. ....8:00 p.m.
- 3 Denver at San Francisco .....5:00 p.m.

### First Weekend

## August

- 6 Los Angeles Rams at Seattle ..6:00 p.m.
- 7 Dallas at Miami .....8:00 p.m.
- 8 Buffalo at Minnesota .....7:00 p.m.
- Houston at Detroit.....7:00 p.m.
- Kansas City at Green Bay .....7:00 p.m.
- Los Angeles Raiders at  
San Francisco .....5:00 p.m.
- New England at Indianapolis ...6:30 p.m.
- Philadelphia at Pittsburgh.....7:00 p.m.
- San Diego at Phoenix .....7:30 p.m.
- Tampa Bay at Denver.....4:00 p.m.
- Washington at New York Jets .8:00 p.m.
- 9 Cincinnati at  
New York Giants (TNT)...7:00 p.m.
- 10 New Orleans  
at Chicago (ABC) .....7:00 p.m.

### Second Weekend

## August

- 14 San Diego at New England .....7:00 p.m.
- 15 American Bowl '92 at Berlin  
Denver vs. Miami (NBC) .....1:00 p.m.
- Atlanta at Tampa Bay .....7:00 p.m.
- Chicago at Phoenix .....5:00 p.m.
- Cincinnati at Philadelphia .....7:30 p.m.
- Cleveland at  
New York Giants (CBS) ..8:00 p.m.
- Houston at Dallas .....8:00 p.m.
- Kansas City at Minnesota .....7:30 p.m.
- Los Angeles Raiders at  
Los Angeles Rams .....7:00 p.m.
- Seattle at Indianapolis .....7:30 p.m.
- 16 New York Jets vs. Green Bay  
at Madison, Wis. ....3:00 p.m.
- American Bowl '92 at London:  
San Francisco vs.  
Washington (NBC) .....1:00 p.m.

- 17 Detroit at Buffalo (ESPN).....8:00 p.m.
- Pittsburgh at New Orleans.....7:00 p.m.

### Third Weekend

## August

- 21 San Francisco at  
San Diego (TNT) .....5:00 p.m.
- 22 Denver at Dallas .....8:00 p.m.
- Green Bay at  
Los Angeles Rams .....6:00 p.m.
- Houston at  
New Orleans (CBS) .....11:30 a.m.
- Indianapolis at Cincinnati.....7:30 p.m.
- New England at Detroit.....7:00 p.m.
- New York Giants at  
New York Jets .....8:00 p.m.
- Phoenix at Seattle .....7:00 p.m.
- Tampa Bay at Miami.....8:00 p.m.
- Washington at  
Los Angeles Raiders .....1:00 p.m.
- 23 Philadelphia at Atlanta (ABC) ..1:30 p.m.
- Pittsburgh at Chicago (TNT)....7:00 p.m.
- 24 Buffalo at Kansas City (ABC) ..7:00 p.m.
- Minnesota at Cleveland .....6:00 p.m.

### Fourth Weekend

## August

- 27 Los Angeles Rams at  
San Diego .....7:00 p.m.
- New Orleans vs. Miami  
at Baltimore, Md. (ESPN) .....8:00 p.m.
- New York Jets at Philadelphia.7:30 p.m.
- 28 Buffalo at Atlanta (NBC) .....8:00 p.m.
- Chicago at Dallas .....7:00 p.m.
- Cleveland at Tampa Bay .....7:30 p.m.
- Detroit at Cincinnati .....7:30 p.m.
- Indianapolis at Kansas City .....7:00 p.m.
- Phoenix at Denver .....7:00 p.m.
- Seattle at San Francisco .....5:00 p.m.
- 29 Houston at  
Los Angeles Raiders.....1:00 p.m.
- Minnesota at  
Washington (CBS) .....8:00 p.m.
- New England vs. Green Bay  
at Milwaukee, Wis. ....7:00 p.m.
- New York Giants at  
Pittsburgh.....7:00 p.m.

# 1992 NFL SCHEDULE

(All Times Local)

## Sunday, September 6 (First Weekend)

1. Cincinnati at Seattle.....1:00
2. Cleveland at Indianapolis .....12:00
3. Detroit at Chicago .....12:00
4. Kansas City at San Diego.....1:00
5. Los Angeles Rams at Buffalo .....1:00
6. Minnesota at Green Bay .....12:00
7. New England at Miami.....4:00
8. New Orleans at Philadelphia .....1:00
9. New York Jets at Atlanta .....1:00
10. Phoenix at Tampa Bay .....4:00
11. Pittsburgh at Houston.....12:00
12. San Francisco at N.Y. Giants .....4:00
13. Los Angeles Raiders at Denver....6:00

## Monday, September 7

14. Washington at Dallas.....8:00

## Sunday, September 13 (Second Weekend)

15. Atlanta at Washington .....1:00
16. Buffalo at San Francisco .....1:00
17. Chicago at New Orleans .....12:00
18. Dallas at New York Giants.....1:00
19. Green Bay at Tampa Bay .....1:00
20. Houston at Indianapolis .....3:00
21. Los Angeles Raiders  
at Cincinnati .....1:00
22. Minnesota at Detroit .....1:00
23. New England  
at Los Angeles Rams .....1:00
24. New York Jets at Pittsburgh .....4:00
25. San Diego at Denver .....2:00
26. Seattle at Kansas City .....2:00
27. Philadelphia at Phoenix .....5:00

**Monday, September 14**

28. Miami at Cleveland .....9:00

**Sunday, September 2  
(Third Weekend)**

- 29. Cincinnati at Green Bay .....12:00
- 30. Cleveland at  
Los Angeles Raiders .....1:00
- 31. Denver at Philadelphia .....1:00
- 32. Detroit at Washington .....4:00
- 33. Kansas City at Houston .....12:00
- 34. Los Angeles Rams at Miami .....4:00
- 35. New Orleans at Atlanta .....1:00
- 36. Phoenix at Dallas .....3:00
- 37. Pittsburgh at San Diego .....1:00
- 38. San Francisco at New York Jets ..1:00
- 39. Seattle at New England .....1:00
- 40. Tampa Bay at Minnesota .....12:00
- 41. Indianapolis at Buffalo .....8:00

**Monday, September 21**

2. New York Giants at Chicago .....8:00

**Sunday, September 27  
(Fourth Weekend)**

BYE: Dallas, Indianapolis, N.Y. Giants,  
Philadelphia, Phoenix, Washington

- 3. Atlanta at Chicago .....12:00
- 4. Buffalo at New England .....1:00
- 5. Denver at Cleveland .....1:00
- 6. Miami at Seattle .....1:00
- 7. Minnesota at Cincinnati .....1:00
- 8. New York Jets at  
Los Angeles Rams .....1:00
- 9. Pittsburgh at Green Bay .....3:00
- 10. San Diego at Houston .....12:00
- 11. Tampa Bay at Detroit .....1:00
- 12. San Francisco at New Orleans .....7:00

**Monday, September 28**

33. Los Angeles Raiders  
at Kansas City .....8:00

**Sunday, October 4  
(Fifth Weekend)**

BYE: Cincinnati, Cleveland, Houston,  
Pittsburgh

- 34. Chicago at Minnesota .....12:00
- 35. Green Bay at Atlanta .....1:00
- 36. Indianapolis at Tampa Bay .....1:00
- 37. Kansas City at Denver .....2:00
- 38. Los Angeles Rams  
at San Francisco .....1:00
- 39. Miami at Buffalo .....1:00
- 40. New Orleans at Detroit .....1:00
- 41. New York Giants  
at Los Angeles Raiders .....1:00
- 42. Seattle at San Diego .....1:00
- 43. Washington at Phoenix .....1:00
- 44. New England at New York Jets ....8:00

**Monday, October 5**

35. Dallas at Philadelphia .....9:00

**Sunday, October 11  
(Sixth Weekend)**

Bye: Chicago, Detroit, Green Bay,  
Minnesota, San Diego, Tampa Bay

- 66. Atlanta at Miami .....1:00
- 67. Buffalo at Los Angeles Raiders ....1:00
- 68. Houston at Cincinnati .....4:00
- 69. New York Jets at Indianapolis .....3:00
- 70. Philadelphia at Kansas City .....12:00
- 71. Phoenix at New York Giants .....1:00
- 72. Pittsburgh at Cleveland .....1:00
- 73. San Francisco at New England ....1:00
- 74. Seattle at Dallas .....12:00
- 75. Los Angeles Rams  
at New Orleans .....6:30

**Monday, October 12**

76. Denver at Washington .....9:00

**Thursday, October 15  
(Seventh Weekend)**

Bye: Buffalo, Miami, New England,  
N.Y. Jets

77. Detroit at Minnesota .....6:30

**Sunday, October 18**

- 78. Atlanta at San Francisco .....1:00
- 79. Green Bay at Cleveland .....1:00
- 80. Houston at Denver .....2:00
- 81. Kansas City at Dallas .....12:00

82. Los Angeles Raiders at Seattle ....1:00

83. New Orleans at Phoenix .....1:00

84. New York Giants  
at Los Angeles Rams .....1:00

85. Philadelphia at Washington .....1:00

86. San Diego at Indianapolis .....12:00

87. Tampa Bay at Chicago .....12:00

**Monday, October 19**

88. Cincinnati at Pittsburgh .....9:00

**Sunday, October 25  
(Eighth Weekend)**

Bye: Atlanta, L.A. Rams, New Orleans,  
San Francisco

89. Chicago at Green Bay .....12:00

90. Cincinnati at Houston .....12:00

91. Cleveland at New England .....4:00

92. Dallas at Los Angeles Raiders ....1:00

93. Denver at San Diego .....1:00

94. Detroit at Tampa Bay .....1:00

95. Indianapolis at Miami .....4:00

96. Phoenix at Philadelphia .....1:00

97. Seattle at New York Giants .....1:00

98. Washington at Minnesota .....12:00

99. Pittsburgh at Kansas City .....6:30

**Monday, October 26**

100. Buffalo at New York Jets .....9:00

**Sunday, November 1  
(Ninth Weekend)**

Bye: Denver, Kansas City,  
L.A. Raiders, Seattle

101. Cleveland at Cincinnati .....4:00

102. Green Bay at Detroit .....1:00

103. Houston at Pittsburgh .....1:00

104. Indianapolis at San Diego .....1:00

105. Los Angeles Rams at Atlanta .....1:00

106. Miami at New York Jets .....1:00

107. New England at Buffalo .....1:00

108. Philadelphia at Dallas .....3:00

109. San Francisco at Phoenix .....2:00

110. Tampa Bay at New Orleans .....12:00

111. New York Giants  
at Washington .....8:00

**Monday, November 2**

112. Minnesota at Chicago .....8:00

**Sunday, November 8  
(Tenth Weekend)**

113. Cleveland at Houston .....12:00

114. Dallas at Detroit .....1:00

115. Green Bay at New York Giants ....1:00

116. Los Angeles Raiders  
at Philadelphia .....1:00

117. Miami at Indianapolis .....1:00

118. Minnesota at Tampa Bay .....1:00

119. New Orleans at New England .....1:00

120. New York Jets at Denver .....2:00

121. Phoenix at Los Angeles Rams ....1:00

122. Pittsburgh at Buffalo .....4:00

123. San Diego at Kansas City .....3:00

124. Washington at Seattle .....1:00

125. Cincinnati at Chicago .....7:00

**Monday, November 9**

126. San Francisco at Atlanta .....9:00

**Sunday, November 15  
(Eleventh Weekend)**

127. Chicago at Tampa Bay .....4:00

128. Cincinnati at New York Jets .....1:00

129. Detroit at Pittsburgh .....1:00

130. Houston at Minnesota .....12:00

131. Los Angeles Rams at Dallas .....12:00

132. New England at Indianapolis .....1:00

133. New Orleans at San Francisco ....1:00

134. Philadelphia vs. Green Bay  
at Milwaukee .....12:00

135. Phoenix at Atlanta .....1:00

136. San Diego at Cleveland .....1:00

137. Seattle at Los Angeles Raiders ....1:00

138. Washington at Kansas City .....12:00

139. New York Giants at Denver .....6:00

**Monday, November 16**

140. Buffalo at Miami .....9:00

**Sunday, November 22  
(Twelfth Weekend)**

141. Atlanta at Buffalo .....1:00

142. Cleveland at Minnesota .....	12:00
143. Dallas at Phoenix .....	2:00
144. Denver at Los Angeles Raiders .....	1:00
145. Detroit at Cincinnati .....	1:00
146. Green Bay at Chicago .....	12:00
147. Houston at Miami .....	1:00
148. Indianapolis at Pittsburgh .....	1:00
149. New York Jets at New England .....	4:00
150. Philadelphia at New York Giants ..	1:00
151. San Francisco at Los Angeles Rams .....	1:00
152. Tampa Bay at San Diego .....	1:00
153. Kansas City at Seattle .....	5:00
<b>Monday, November 23</b>	
154. Washington at New Orleans .....	8:00
<b>Thursday, November 26 (Thirteenth Weekend)</b>	
155. Houston at Detroit .....	12:30
156. New York Giants at Dallas .....	3:00
<b>Sunday, November 29</b>	
157. Buffalo at Indianapolis .....	4:00
158. Chicago at Cleveland .....	1:00
159. Kansas City at New York Jets .....	1:00
160. Miami at New Orleans .....	12:00
161. Minnesota at Los Angeles Rams ..	1:00
162. New England at Atlanta .....	1:00
163. Philadelphia at San Francisco .....	1:00
164. Phoenix at Washington .....	1:00
165. Pittsburgh at Cincinnati .....	1:00
166. Tampa Bay vs. Green Bay at Milwaukee .....	12:00
67. Los Angeles Raiders at San Diego .....	5:00
<b>Monday, November 30</b>	
168. Denver at Seattle .....	6:00
<b>Thursday, December 3 (Fourteenth Weekend)</b>	
169. Atlanta at New Orleans .....	7:00
<b>Sunday, December 6</b>	
170. Cincinnati at Cleveland .....	1:00
171. Dallas at Denver .....	2:00
172. Detroit vs. Green Bay at Milw. ....	12:00
173. Indianapolis at New England .....	1:00
174. Kansas City at Los Angeles Raiders .....	1:00
175. Miami at San Francisco .....	1:00
176. Minnesota at Philadelphia .....	1:00
177. New York Jets at Buffalo .....	1:00
178. San Diego at Phoenix .....	2:00
179. Seattle at Pittsburgh .....	1:00
180. Washington at New York Giants .....	4:00
181. Los Angeles Rams at Tampa Bay .....	8:00
<b>Monday, December 7</b>	
182. Chicago at Houston .....	8:00
<b>Saturday, December 12 (Fifteenth Weekend)</b>	
183. Denver at Buffalo .....	12:30
184. New York Giants at Phoenix .....	2:00
<b>Sunday, December 13</b>	
185. Atlanta at Tampa Bay .....	1:00
186. Cincinnati at San Diego .....	1:00
187. Cleveland at Detroit .....	1:00
188. Dallas at Washington .....	1:00
189. Indianapolis at New York Jets .....	1:00
190. New England at Kansas City .....	12:00
191. New Orleans at Los Angeles Rams .....	1:00
192. Philadelphia at Seattle .....	1:00
193. Pittsburgh at Chicago .....	12:00
194. San Francisco at Minnesota .....	12:00
195. Green Bay at Houston .....	7:00
<b>Monday, December 14</b>	
196. Los Angeles Raiders at Miami .....	9:00
<b>Saturday, December 19 (Sixteenth Weekend)</b>	
197. Tampa Bay at San Francisco .....	1:00
198. Kansas City at New York Giants .....	12:30
<b>Sunday, December 20</b>	
199. Buffalo at New Orleans .....	12:00
200. Chicago at Detroit .....	4:00
201. Houston at Cleveland .....	1:00
202. Los Angeles Rams at Green Bay .....	12:00
203. Minnesota at Pittsburgh .....	1:00
204. New England at Cincinnati .....	1:00
205. Phoenix at Indianapolis .....	1:00
206. San Diego at Los Angeles Raiders .....	1:00
207. Seattle at Denver .....	2:00
208. Washington at Philadelphia .....	1:00
209. New York Jets at Miami .....	8:00
<b>Monday, December 21</b>	
210. Dallas at Atlanta .....	9:00
<b>Saturday, December 26 (Seventeenth Weekend)</b>	
211. Los Angeles Raiders at Washington .....	4:00
212. New Orleans at New York Jets .....	12:30
<b>Sunday, December 27</b>	
213. Atlanta at Los Angeles Rams .....	1:00
214. Chicago at Dallas .....	3:00
215. Cleveland at Pittsburgh .....	1:00
216. Denver at Kansas City .....	12:00
217. Green Bay at Minnesota .....	12:00
218. Indianapolis at Cincinnati .....	1:00
219. Miami at New England .....	1:00
220. New York Giants at Philadelphia ..	1:00
221. San Diego at Seattle .....	1:00
222. Tampa Bay at Phoenix .....	2:00
223. Buffalo at Houston .....	7:00
<b>Monday, December 28</b>	
224. Detroit at San Francisco .....	6:00

## 1992 NFL POSTSEASON SCHEDULE

Saturday, Jan. 2	AFC and NFC Wild Card Playoffs (ABC)
Sunday, Jan. 3	AFC and NFC Wild Card Playoffs (NBC and CBS)
Saturday, Jan. 9	AFC and NFC Divisional Playoffs (NBC and CBS)
Sunday, Jan. 10	AFC and NFC Divisional Playoffs (NBC and CBS)
Sunday, Jan. 17	AFC and NFC Championship Games (NBC and CBS)
Sunday, Jan. 31	Super Bowl XXVII at Rose Bowl, Pasadena, California (NBC)
Sunday, Feb. 7	AFC-NFC Pro Bowl at Honolulu, Hawaii (ESPN)



## COACH HAWK


Since his inception in 1990, Coach Hawk, the mascot for the Seahawks anti-drug campaign, has visited over 80 schools and community activities around the state of Washington, enrolling over 20,000 children in the Hawk Club.

Coach Hawk stands for being a good boy or girl, doing the right thing, making the right choices and keeping a healthy mind and body. It's the Seahawks effort to educate young people about the ills of drug use.

The program is two-fold, featuring an activity/coloring book that is sent to all first-graders. Each book contains a card to be filled out by the children, enrolling them in the Hawk Club. Each member receives a membership card signed by Coach Hawk, posters, pens, and decals.

The program was conceived by Seahawks minority owner Ken Hofmann, and developed by Barbara Flores and Reggie McKenzie, with the cooperation of Judith Billings, Washington State Superintendent of Public Instruction.

For more information on the Hawk Club, contact Sarita Marion at the Seahawks Headquarters, (206) 827-9777.



Fluids.  
Minerals.  
Energy.

Gatorade.  
Nothing  
works better.

Gatorade. For that deep down body thirst.